

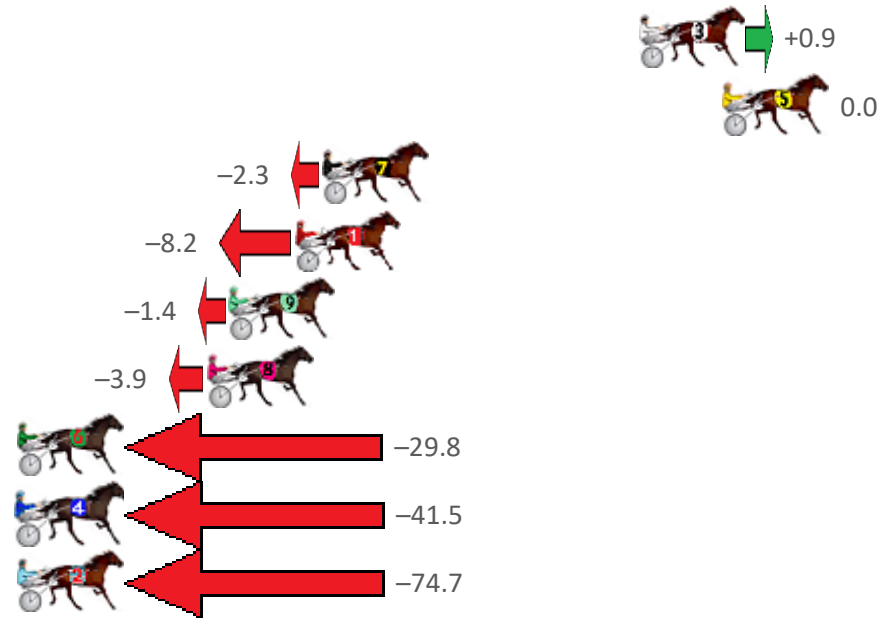
Redcliffe Race 1 Distance 1780m

Thursday, 11 February 2021

Gross Time: 2:12.50 MileRate: 1:59.80 LeadTime: 11.10s First Qtr: 31.00s Second Qtr: 31.30s Third Qtr: 29.90s Fourth Qtr: 29.20s

No Horse	Plc	Margin	Time	800Time (W)	400 Time (W)
3 TORQUE IN CONTROL	1	3.3m	2:12.75	59.03s (0)	29.13s (0)
5 OCEAN LANE	2	0.0m	2:12.50	59.10s (0)	29.20s (0)
7 ESSENTIAL THREE	3	15.9m	2:13.72	59.27s (0)	29.69s (0)
1 BERTILS WATCH ME	4	17.0m	2:13.80	59.70s (0)	29.93s (1)
9 MANNI MANNI	5	19.6m	2:14.00	59.20s (0)	29.55s (0)
8 STUDLEIGHS ONLY	6	20.5m	2:14.07	59.39s (1)	29.28s (1)
6 GO AWAY	7	30.0m	2:14.80	61.29s (1)	31.26s (1)
4 SHEMOZZLE	8	46.7m	2:16.08	62.15s (1)	31.50s (1)
2 BIG SHELBY	9	86.1m	2:19.09	64.59s (1)	33.81s (2)

Finish Position and metres gained from 800m



Sectionals
Powered by



Find out about our horse reports

Comprehensive sectional reports on any horse in Australia
Perfect if you are buying, selling or own a Standard Bred



**50% off
in February**

Check us out at www.pjdata.com.au and now on Facebook




The Racing Queensland Board (trading as Racing Queensland) and provider are not responsible for the completeness or accuracy of any of the information contained herein, and makes no representations about its suitability for any purpose.


Redcliffe Race 2 Distance 1780m

Thursday, 11 February 2021

Gross Time: 2:12.10 MileRate: 1:59.50 LeadTime: 11.50s First Qtr: 29.70s Second Qtr: 30.60s Third Qtr: 29.80s Fourth Qtr: 30.50s

No Horse	Plc	Margin	Time	800Time (W)	400 Time (W)
5 REGALIA	1	0.0m	2:12.10	58.41s (1)	29.18s (0)
3 FAMOUS SHOES	2	0.2m	2:12.12	59.85s (1)	30.00s (2)
1 JAMAICAN RESORT	3	0.4m	2:12.13	60.33s (0)	30.53s (0)
8 SHEZ GOT BLING	4	0.8m	2:12.16	59.57s (1)	29.67s (1)
2 MELTON MAX GENTLE	5	4.9m	2:12.49	60.25s (0)	30.39s (0)
4 GHOST GUM	6	7.5m	2:12.70	59.72s (1)	29.83s (1)
6 FORTYFIVE ROCK	7	8.1m	2:12.75	60.77s (1)	30.89s (1)
9 THANKHEAVNFORGIRLS	8	13.3m	2:13.16	59.77s (1)	29.87s (1)
7 LITTLEDEE	9	31.3m	2:14.60	61.81s (0)	31.90s (0)

Finish Position and metres gained from 800m



Sectionals
Powered by



Find out about our horse reports

Comprehensive sectional reports on any horse in Australia
Perfect if you are buying, selling or own a Standard Bred



**50% off
in February**

Check us out at www.pjdata.com.au and now on Facebook




The Racing Queensland Board (trading as Racing Queensland) and provider are not responsible for the completeness or accuracy of any of the information contained herein, and makes no representations about its suitability for any purpose.

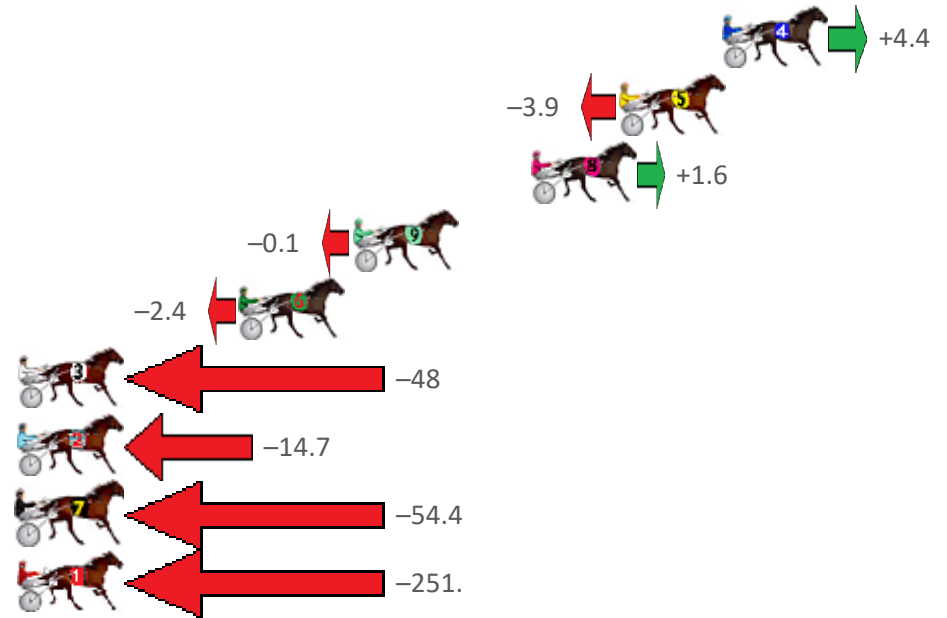
Redcliffe Race 3 Distance 1780m

Thursday, 11 February 2021

Gross Time: 2:12.00 MileRate: 1:59.30 LeadTime: 11.40s First Qtr: 30.10s Second Qtr: 30.90s Third Qtr: 30.10s Fourth Qtr: 29.50s

No Horse	Plc	Margin	Time	800Time (W)	400 Time (W)
4 POPEYE RUSSELL	1	0.0m	2:12.00	59.27s (1)	29.50s (1)
5 BEE GEES BEST	2	4.1m	2:12.32	59.89s (1)	29.61s (0)
8 MELTON XMAS GIRL	3	7.6m	2:12.59	59.48s (1)	29.44s (0)
9 QUALITY TIME	4	14.7m	2:13.14	59.61s (1)	29.51s (1)
6 GEORGEZILLA	5	19.2m	2:13.48	59.78s (0)	29.44s (2)
3 BUTCHERS SPECIAL	6	51.5m	2:15.98	63.10s (0)	31.36s (0)
2 ALLY PINK	7	56.7m	2:16.39	60.69s (0)	29.84s (0)
7 SOMEWHEREINHEAVEN	8	66.0m	2:17.10	63.63s (0)	32.58s (1)
1 JAMES THE JET	9	251.1m	2:31.42	78.20s (0)	46.30s (0)

Finish Position and metres gained from 800m



Sectionals
Powered by



Find out about our horse reports

Comprehensive sectional reports on any horse in Australia
Perfect if you are buying, selling or own a Standard Bred

50% off
in February

Check us out at www.pjdata.com.au and now on Facebook




The Racing Queensland Board (trading as Racing Queensland) and provider are not responsible for the completeness or accuracy of any of the information contained herein, and makes no representations about its suitability for any purpose.

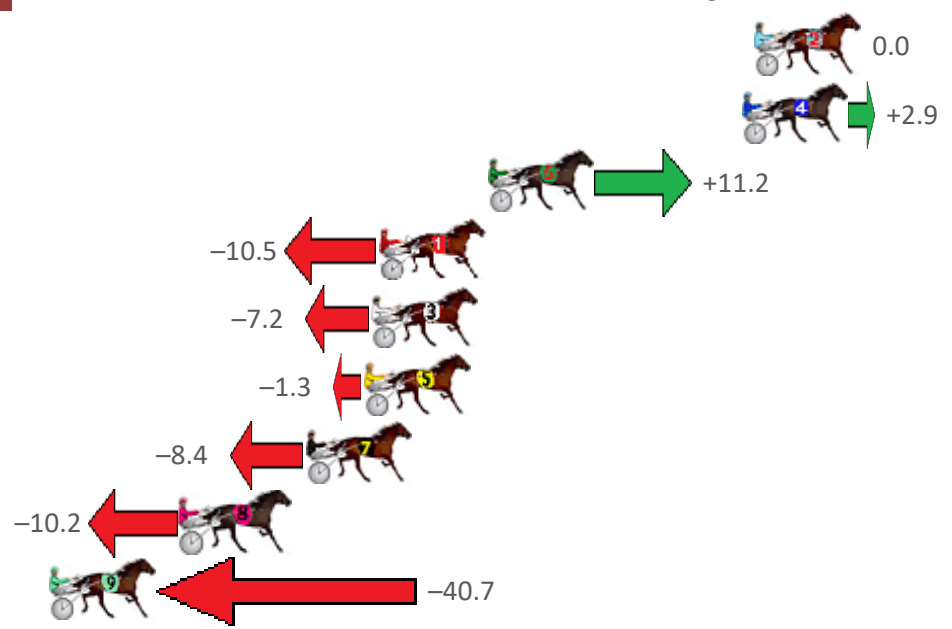
Redcliffe Race 4 Distance 1780m

Thursday, 11 February 2021

Gross Time: 2:11.80 MileRate: 1:59.20 LeadTime: 11.40s First Qtr: 31.50s Second Qtr: 30.70s Third Qtr: 28.90s Fourth Qtr: 29.30s

No Horse	Plc	Margin	Time	800Time (W)	400 Time (W)
2 TYPHOON TORQUE	1	0.0m	2:11.80	58.20s (0)	29.30s (0)
4 MAC SWEENEY	2	0.5m	2:11.84	57.99s (1)	29.00s (1)
6 NICKS PICK	3	10.6m	2:12.61	57.39s (1)	28.75s (2)
1 BRISKET	4	14.9m	2:12.94	58.96s (0)	29.86s (0)
3 TUESDAYS COURAGE	5	15.2m	2:12.97	58.72s (1)	29.64s (1)
5 TACTFILLY MIRACLE	6	15.5m	2:12.99	58.29s (0)	29.19s (0)
7 LITTLE AUCKLAND	7	17.8m	2:13.17	58.81s (0)	29.71s (0)
8 MAYWYNS HONEY	8	22.8m	2:13.55	58.94s (1)	29.84s (1)
9 OUR DOLLY	9	58.1m	2:16.26	61.14s (1)	31.96s (1)

Finish Position and metres gained from 800m



Sectionals
Powered by



Find out about our horse reports

Comprehensive sectional reports on any horse in Australia
Perfect if you are buying, selling or own a Standard Bred

50% off
in February

Check us out at www.pjdata.com.au and now on Facebook




The Racing Queensland Board (trading as Racing Queensland) and provider are not responsible for the completeness or accuracy of any of the information contained herein, and makes no representations about its suitability for any purpose.

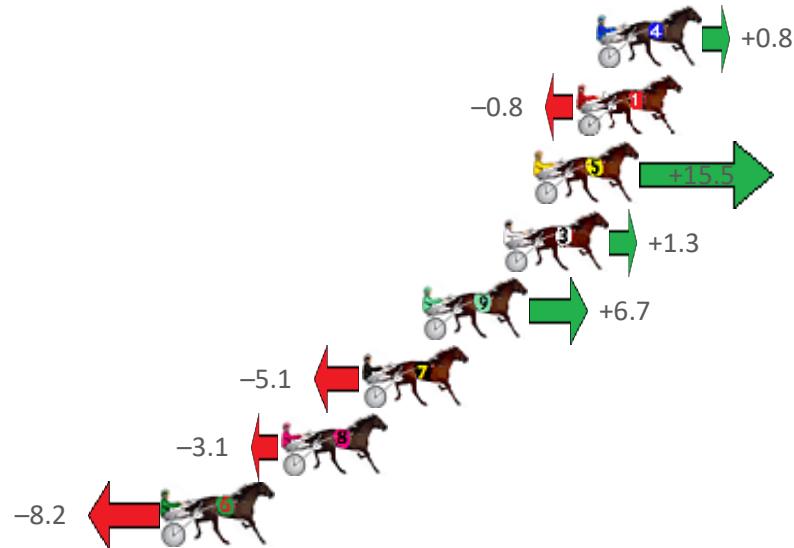
Redcliffe Race 5 Distance 1780m

Thursday, 11 February 2021

Gross Time: 2:11.50 MileRate: 1:58.90 LeadTime: 11.20s First Qtr: 30.10s Second Qtr: 30.40s Third Qtr: 29.60s Fourth Qtr: 30.20s

No Horse	Plc	Margin	Time	800Time (W)	400 Time (W)
4 ROWDYS ACE	1	0.0m	2:11.50	59.74s (1)	30.08s (1)
1 BEEJAYS DELIGHT	2	0.8m	2:11.56	59.86s (0)	30.26s (0)
5 WOODLANDS WONDER	3	2.5m	2:11.70	58.65s (1)	29.82s (2)
3 BARBOO	4	3.7m	2:11.79	59.70s (1)	30.25s (2)
9 BETTOR WATCH HIM	5	6.9m	2:12.05	59.30s (1)	29.80s (2)
7 WILLSINTOWN	6	9.3m	2:12.24	60.18s (0)	30.52s (0)
8 NON PASSARE	7	12.5m	2:12.49	60.03s (1)	30.51s (1)
6 JANSSON	8	17.2m	2:12.86	60.41s (0)	30.61s (0)

Finish Position and metres gained from 800m



Sectionals
Powered by

Find out about our horse reports

Comprehensive sectional reports on any horse in Australia
Perfect if you are buying, selling or own a Standard Bred

50% off
in February

Check us out at www.pjdata.com.au and now on Facebook

The Racing Queensland Board (trading as Racing Queensland) and provider are not responsible for the completeness or accuracy of any of the information contained herein, and makes no representations about its suitability for any purpose.

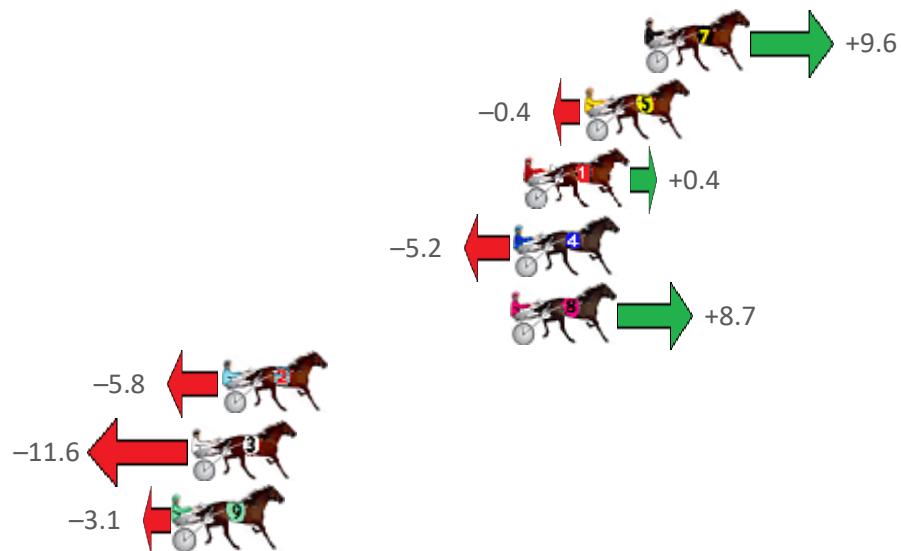
Redcliffe Race 6 Distance 2040m

Thursday, 11 February 2021

Gross Time: 2:33.60 MileRate: 2:01.20 LeadTime: 31.10s First Qtr: 32.70s Second Qtr: 30.70s Third Qtr: 29.40s Fourth Qtr: 29.70s

No Horse	Plc	Margin	Time	800Time (W)	400 Time (W)
7 EULO FLYER	1	0.0m	2:33.60	58.39s (0)	29.04s (0)
5 CAPTAIN THUNDERBOL	2	2.4m	2:33.79	59.13s (1)	29.86s (1)
1 TORQUE WRITER	3	4.8m	2:33.97	59.07s (0)	29.71s (0)
4 COUNTRY RUN	4	5.2m	2:34.00	59.48s (0)	30.08s (0)
8 CONDAFEW	5	5.3m	2:34.01	58.46s (0)	29.10s (0)
2 KOOKABURRAPRINCESS	6	16.8m	2:34.91	59.53s (1)	30.10s (1)
3 TACTFILLY MAGIC	7	18.0m	2:35.00	59.95s (1)	30.53s (1)
9 PERFECT FEELING	8	18.7m	2:35.06	59.33s (1)	29.81s (1)

Finish Position and metres gained from 800m



Sectionals
Powered by



Find out about our horse reports

Comprehensive sectional reports on any horse in Australia
Perfect if you are buying, selling or own a StandardBred

50% off
in February

Check us out at www.pjdata.com.au and now on Facebook




The Racing Queensland Board (trading as Racing Queensland) and provider are not responsible for the completeness or accuracy of any of the information contained herein, and makes no representations about its suitability for any purpose.

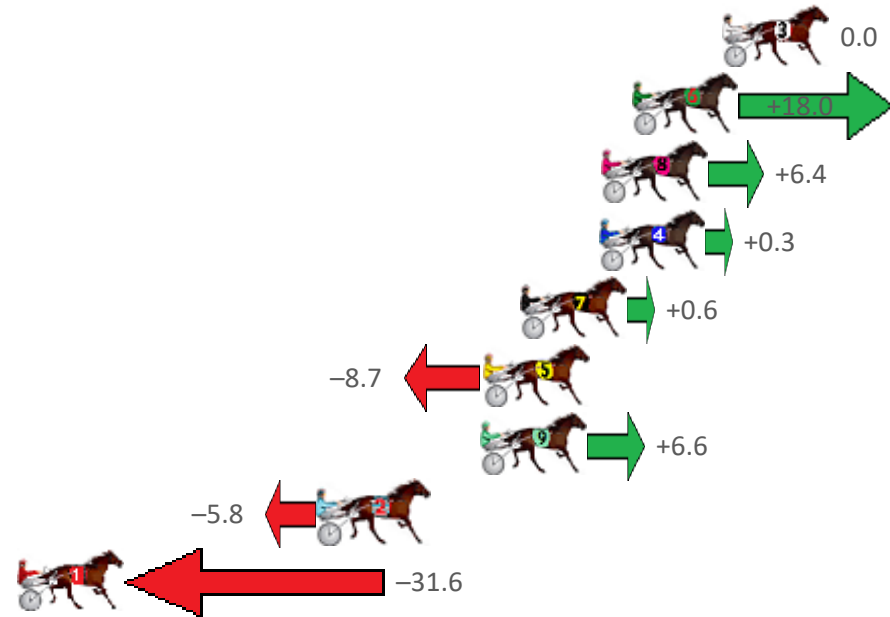
Redcliffe Race 7 Distance 1780m

Thursday, 11 February 2021

Gross Time: 2:10.20 MileRate: 1:57.70 LeadTime: 11.30s First Qtr: 28.80s Second Qtr: 30.50s Third Qtr: 29.10s Fourth Qtr: 30.50s

No Horse	Plc	Margin	Time	800Time (W)	400 Time (W)
3 GOALKICKER	1	0.0m	2:10.20	59.60s (0)	30.50s (0)
6 MAFFIOSO GIRL	2	3.6m	2:10.49	58.27s (2)	29.82s (2)
8 TORQUE IS MY GIRL	3	4.8m	2:10.58	59.13s (2)	30.62s (2)
4 MY CHINA DOLL	4	4.9m	2:10.59	59.58s (1)	30.14s (0)
7 SOME GIRLSOMEWHERE	5	8.0m	2:10.84	59.56s (0)	29.27s (1)
5 NEWMERELLA LADYKAY	6	9.5m	2:10.96	60.24s (1)	30.99s (1)
9 COULDNT ELLYA	7	9.6m	2:10.97	59.11s (2)	30.65s (2)
2 NEWMERELLA MOLLY	8	16.0m	2:11.48	60.03s (1)	30.24s (1)
1 SHESA PEARLA	9	36.0m	2:13.07	61.94s (0)	31.68s (0)

Finish Position and metres gained from 800m



Sectionals
Powered by



Find out about our horse reports

Comprehensive sectional reports on any horse in Australia
Perfect if you are buying, selling or own a Standard Bred

**50% off
in February**

Check us out at www.pjdata.com.au and now on Facebook




The Racing Queensland Board (trading as Racing Queensland) and provider are not responsible for the completeness or accuracy of any of the information contained herein, and makes no representations about its suitability for any purpose.

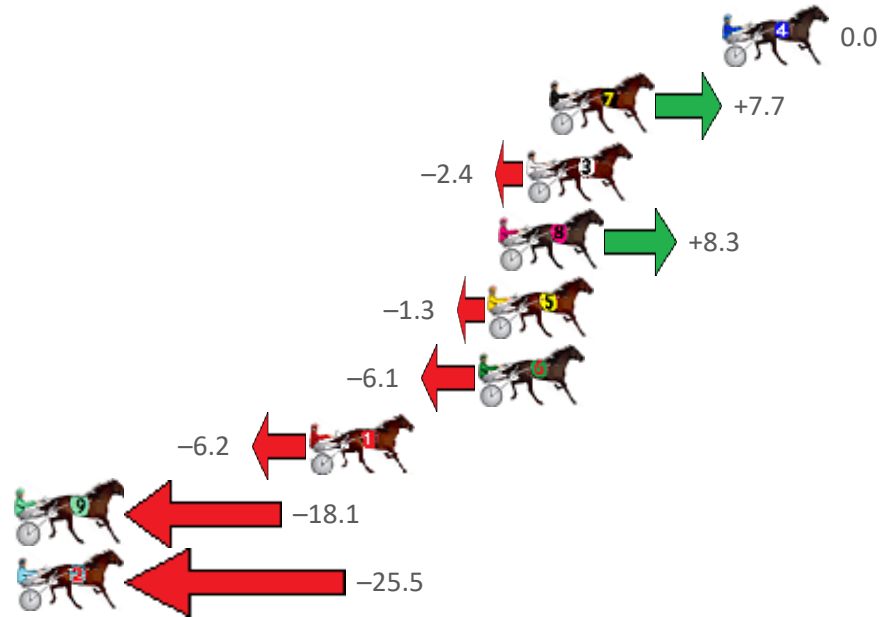
Redcliffe Race 8 Distance 2040m

Thursday, 11 February 2021

Gross Time: 2:30.50 MileRate: 1:58.70 LeadTime: 30.70s First Qtr: 30.90s Second Qtr: 30.60s Third Qtr: 29.10s Fourth Qtr: 29.20s

No Horse	Plc	Margin	Time	800Time (W)	400 Time (W)
4 ROCKNROLL DUDE	1	0.0m	2:30.50	58.30s (0)	29.20s (0)
7 UNDERTHEKILT	2	6.9m	2:31.03	57.74s (0)	28.68s (0)
3 DOOLITTLE DOOZZIE	3	7.8m	2:31.10	58.47s (0)	29.43s (0)
8 GETALOADATHISGIRL	4	8.9m	2:31.18	57.70s (1)	28.60s (2)
5 BURMACH	5	9.3m	2:31.21	58.39s (1)	29.44s (2)
6 SPRINGFIELD SPIRIT	6	9.7m	2:31.24	58.74s (1)	29.67s (1)
1 MAYWYN A JUG ORTW	7	16.4m	2:31.76	58.75s (0)	29.71s (0)
9 MAJOR SLIP UP	8	35.3m	2:33.20	59.61s (2)	30.83s (2)
2 NOLONGA YOUR CHOIC	9	38.1m	2:33.42	60.15s (1)	31.05s (1)

Finish Position and metres gained from 800m



Sectionals
Powered by



Find out about our horse reports

Comprehensive sectional reports on any horse in Australia
Perfect if you are buying, selling or own a Standard Bred



**50% off
in February**

Check us out at www.pjdata.com.au and now on Facebook




The Racing Queensland Board (trading as Racing Queensland) and provider are not responsible for the completeness or accuracy of any of the information contained herein, and makes no representations about its suitability for any purpose.

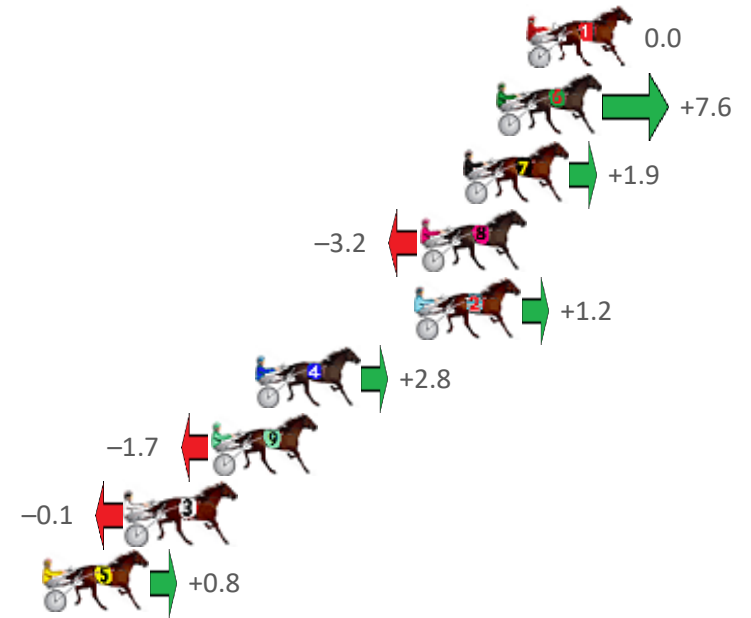
Redcliffe Race 9 Distance 1780m

Thursday, 11 February 2021

Gross Time: 2:09.80 MileRate: 1:57.40 LeadTime: 11.20s First Qtr: 31.20s Second Qtr: 30.40s Third Qtr: 28.40s Fourth Qtr: 28.60s

No Horse	Plc	Margin	Time	800Time (W)	400 Time (W)
1 RUM DELIGHT	1	0.0m	2:09.80	57.00s (0)	28.60s (0)
6 OUR LITTLE DIGGER	2	1.2m	2:09.89	56.46s (0)	28.06s (0)
7 THERESACHANCE	3	2.5m	2:09.99	56.87s (0)	28.46s (0)
8 COPPERFIELD	4	4.2m	2:10.12	57.23s (1)	28.81s (1)
2 WICKED AZZ	5	4.4m	2:10.13	56.91s (1)	28.51s (1)
4 MONTEREY JACK	6	10.8m	2:10.61	56.80s (0)	28.42s (0)
9 JEROSH	7	12.5m	2:10.74	57.12s (1)	28.78s (1)
3 GANGBUSTER	8	15.9m	2:10.99	57.01s (1)	28.72s (2)
5 MISSINMEMATE	9	19.2m	2:11.24	56.94s (2)	29.28s (2)

Finish Position and metres gained from 800m



Sectionals
Powered by

Find out about our horse reports

Comprehensive sectional reports on any horse in Australia
Perfect if you are buying, selling or own a Standard Bred

**50% off
in February**

Check us out at www.pjdata.com.au and now on Facebook

The Racing Queensland Board (trading as Racing Queensland) and provider are not responsible for the completeness or accuracy of any of the information contained herein, and makes no representations about its suitability for any purpose.

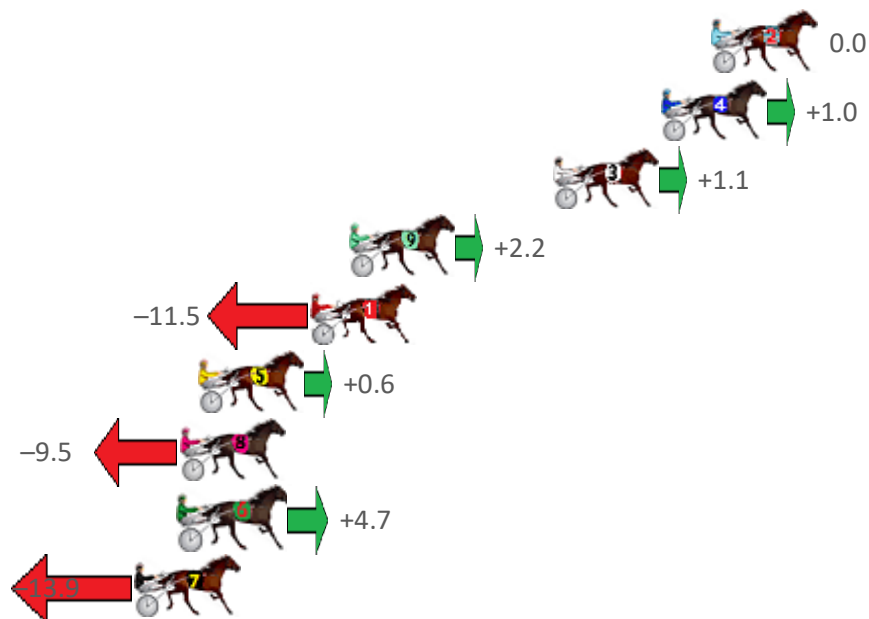
Redcliffe Race 10 Distance 1780m

Thursday, 11 February 2021

Gross Time: 2:10.20 MileRate: 1:57.70 LeadTime: 11.30s First Qtr: 31.40s Second Qtr: 30.60s Third Qtr: 28.70s Fourth Qtr: 28.20s

No Horse	Plc	Margin	Time	800Time (W)	400 Time (W)
2 KURAHAUPO GAMBLER	1	0.0m	2:10.20	56.90s (0)	28.20s (0)
4 MUCH BETTOR	2	2.0m	2:10.35	56.83s (1)	28.13s (1)
3 LORIMER LADY	3	6.3m	2:10.67	56.82s (1)	28.14s (1)
9 GODDESS JUJON	4	14.4m	2:11.27	56.74s (1)	27.86s (1)
1 HUNZA VALLEY	5	15.9m	2:11.38	57.71s (0)	28.87s (0)
5 KETUT	6	20.4m	2:11.71	56.86s (1)	28.49s (0)
8 COLOMBIAN GOLD	7	21.1m	2:11.76	57.57s (1)	28.64s (1)
6 OUR BONDI BEACH	8	21.1m	2:11.76	56.57s (1)	28.01s (0)
7 HES NOVAK	9	22.9m	2:11.90	57.88s (0)	29.01s (0)

Finish Position and metres gained from 800m



Sectionals
Powered by

Find out about our horse reports

Comprehensive sectional reports on any horse in Australia
Perfect if you are buying, selling or own a Standard Bred

Check us out at www.pjdata.com.au and now on Facebook

The Racing Queensland Board (trading as Racing Queensland) and provider are not responsible for the completeness or accuracy of any of the information contained herein, and makes no representations about its suitability for any purpose.