

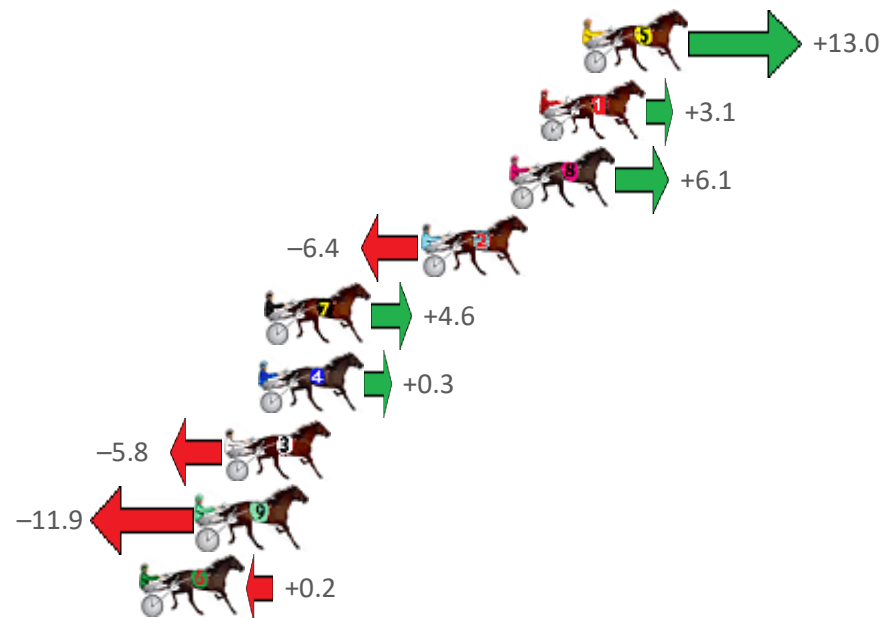
# Albion Park Race 1 Distance 1660m

Tuesday, 9 February 2021

Gross Time: 2:02.70 MileRate: 1:59.00 LeadTime: 3.40s First Qtr: 29.50s Second Qtr: 29.80s Third Qtr: 29.00s Fourth Qtr: 31.00s

No Horse	Plc	Margin	Time	800Time (W)	400 Time (W)
5 REDDY FIRE	1	0.0m	2:02.70	59.03s (1)	30.01s (2)
1 KID CALVERT	2	1.7m	2:02.84	59.77s (0)	30.76s (0)
8 ILLBEWATCHING	3	2.9m	2:02.94	59.55s (0)	30.53s (0)
2 BERTILS FIREFOX	4	6.4m	2:03.22	60.48s (0)	31.49s (0)
7 STAR OF WONDER	5	12.6m	2:03.72	59.66s (1)	30.63s (1)
4 CHASIN DREAMZ	6	12.9m	2:03.75	59.98s (0)	30.92s (0)
3 ITS YOU NOT ME	7	14.2m	2:03.85	60.43s (1)	31.37s (1)
9 GLENCOE REIGN	8	15.3m	2:03.94	60.89s (1)	31.81s (1)
6 GRINYDONTCHA	9	17.6m	2:04.13	59.99s (0)	30.92s (0)

Finish Position and metres gained from 800m



Sectionals  
Powered by



## Find out about our horse reports

Comprehensive sectional reports on any horse in Australia  
Perfect if you are buying, selling or own a Standard Bred



**50% off  
in February**

Check us out at [www.pjdata.com.au](http://www.pjdata.com.au) and now on Facebook




The Racing Queensland Board (trading as Racing Queensland) and provider are not responsible for the completeness or accuracy of any of the information contained herein, and makes no representations about its suitability for any purpose.

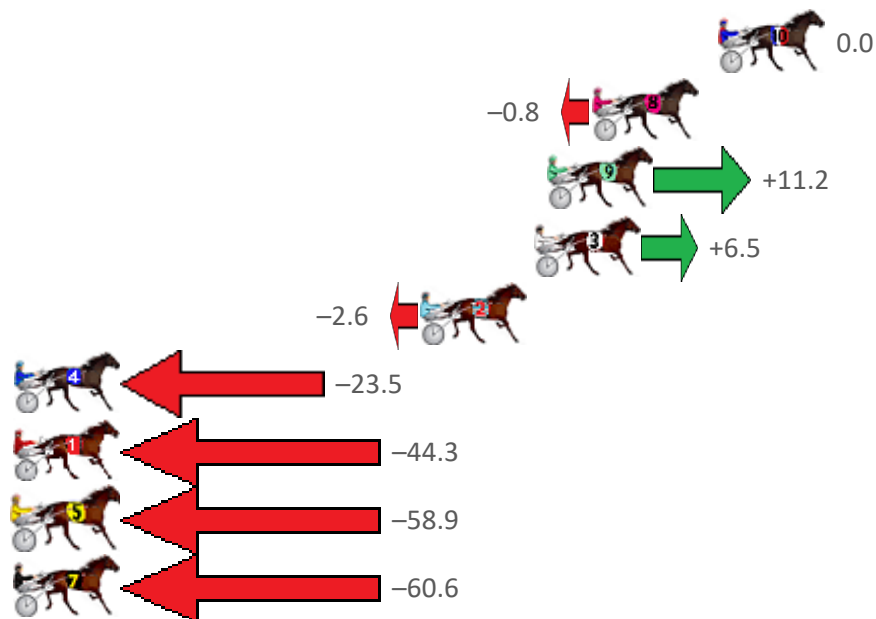
# Albion Park Race 2 Distance 2138m

Tuesday, 9 February 2021

Gross Time: 2:46.50 MileRate: 2:02.40 LeadTime: 45.00s First Qtr: 30.70s Second Qtr: 30.70s Third Qtr: 30.30s Fourth Qtr: 29.80s

No Horse	Plc	Margin	Time	800Time (W)	400 Time (W)
10 HEART OF CHANGE	1	0.0m	2:46.50	60.10s (0)	29.80s (0)
8 THE REAPER	2	5.0m	2:46.89	60.16s (0)	29.86s (0)
9 EYRE I GO	3	6.8m	2:47.03	59.26s (1)	29.28s (2)
3 DOWN UNDER RORS	4	7.3m	2:47.07	59.61s (0)	29.16s (0)
2 KAPAI	5	11.8m	2:47.42	60.29s (0)	30.02s (0)
4 NORAH'S FLING	6	32.5m	2:49.04	61.86s (1)	31.19s (1)
1 RAINBOW MAJESTIC	7	62.7m	2:51.40	63.41s (0)	32.64s (0)
5 MAJESTIC TIME	8	63.9m	2:51.49	64.50s (1)	33.82s (1)
7 KYVALLEY TINMAN	9	74.0m	2:52.28	64.63s (1)	34.57s (2)

Finish Position and metres gained from 800m



Sectionals  
Powered by

## Find out about our horse reports

Comprehensive sectional reports on any horse in Australia  
Perfect if you are buying, selling or own a StandardBred

**50% off  
in February**

Check us out at [www.pjdata.com.au](http://www.pjdata.com.au) and now on Facebook

The Racing Queensland Board (trading as Racing Queensland) and provider are not responsible for the completeness or accuracy of any of the information contained herein, and makes no representations about its suitability for any purpose.

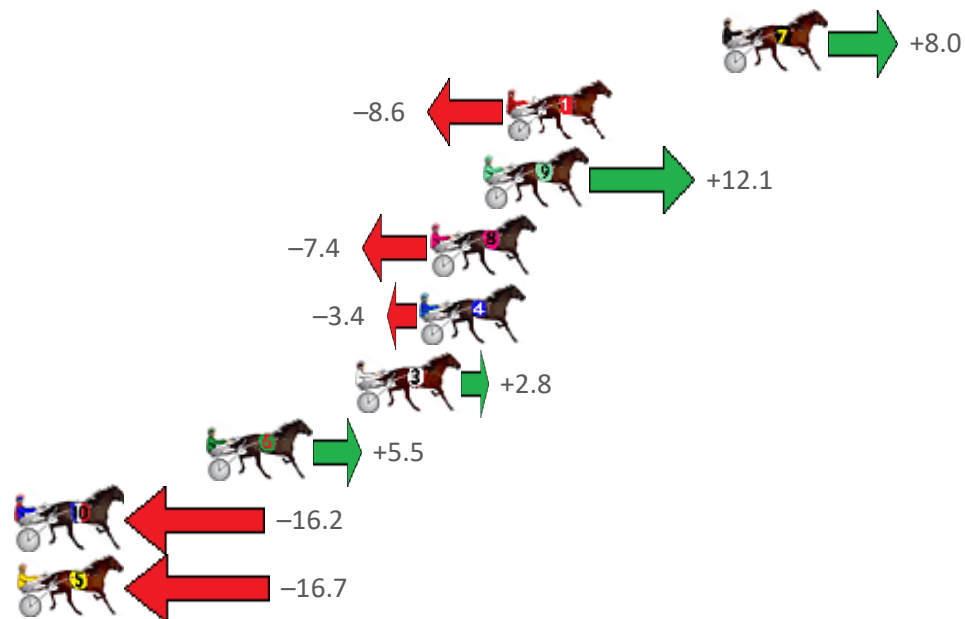
# Albion Park Race 3 Distance 1660m

Tuesday, 9 February 2021

Gross Time: 2:01.60 MileRate: 1:57.90 LeadTime: 3.40s First Qtr: 29.00s Second Qtr: 31.80s Third Qtr: 28.80s Fourth Qtr: 28.60s

No Horse	Plc	Margin	Time	800Time (W)	400 Time (W)
7 SIR SEMPER FIDELIS	1	0.0m	2:01.60	56.83s (1)	28.46s (1)
1 CLARES FOOL	2	8.6m	2:02.25	58.01s (0)	29.21s (0)
9 TORQUE TO THE MAX	3	9.5m	2:02.31	56.54s (1)	28.45s (2)
8 CYCLONE KELLY	4	11.6m	2:02.47	57.93s (0)	29.13s (0)
4 MELTON LUCKY	5	12.0m	2:02.50	57.64s (0)	28.86s (0)
3 MANOFLISA	6	14.6m	2:02.70	57.20s (1)	29.27s (2)
6 GUTS	7	20.5m	2:03.14	57.01s (1)	28.82s (1)
10 CHAMPAGNE REACTOR	8	29.2m	2:03.79	58.56s (0)	29.74s (0)
5 GIDUP DARCY	9	29.7m	2:03.83	58.59s (1)	30.04s (1)

Finish Position and metres gained from 800m



Sectionals  
Powered by

## Find out about our horse reports

Comprehensive sectional reports on any horse in Australia  
Perfect if you are buying, selling or own a Standard Bred

**50% off  
in February**

Check us out at [www.pjdata.com.au](http://www.pjdata.com.au) and now on Facebook

The Racing Queensland Board (trading as Racing Queensland) and provider are not responsible for the completeness or accuracy of any of the information contained herein, and makes no representations about its suitability for any purpose.

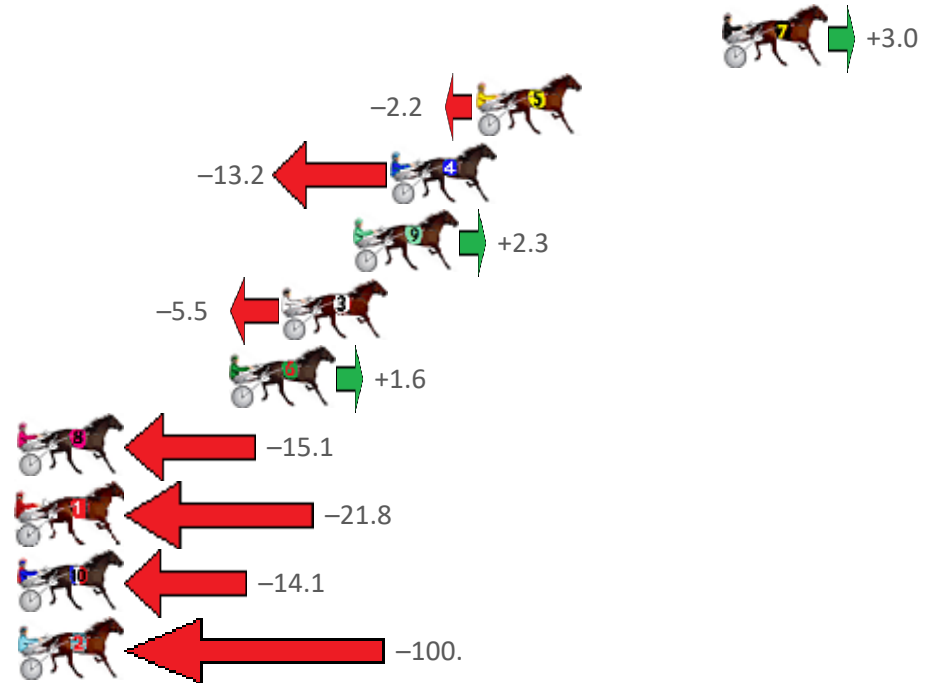
# Albion Park Race 4 Distance 1660m

Tuesday, 9 February 2021

Gross Time: 1:58.10 MileRate: 1:54.50 LeadTime: 3.40s First Qtr: 27.30s Second Qtr: 30.60s Third Qtr: 27.70s Fourth Qtr: 29.10s

No Horse	Plc	Margin	Time	800Time (W)	400 Time (W)
7 TARGARYEN	1	0.0m	1:58.10	56.59s (1)	29.10s (0)
5 BONDI SHAKE	2	9.8m	1:58.85	56.96s (1)	29.19s (1)
4 COPPICE	3	13.2m	1:59.11	57.73s (0)	29.43s (0)
9 DYNAMIC DAN	4	14.7m	1:59.22	56.64s (1)	28.49s (1)
3 HIGH ON MONTANA	5	17.5m	1:59.44	57.19s (1)	29.24s (0)
6 ARMA AUGUSTUS	6	19.6m	1:59.60	56.69s (1)	28.51s (1)
8 DOCTA FEELGOOD	7	29.9m	2:00.38	57.87s (0)	28.98s (0)
1 CANNAN	8	32.2m	2:00.56	58.34s (0)	29.43s (0)
10 OUR BUSCEMI	9	33.3m	2:00.64	57.80s (0)	29.05s (1)
2 LITTLE ARROWS	10	106.2m	2:06.21	63.89s (0)	35.09s (0)

Finish Position and metres gained from 800m



Sectionals  
Powered by

Find out about our horse reports

Comprehensive sectional reports on any horse in Australia  
Perfect if you are buying, selling or own a Standard Bred

Check us out at [www.pjdata.com.au](http://www.pjdata.com.au) and now on Facebook

The Racing Queensland Board (trading as Racing Queensland) and provider are not responsible for the completeness or accuracy of any of the information contained herein, and makes no representations about its suitability for any purpose.

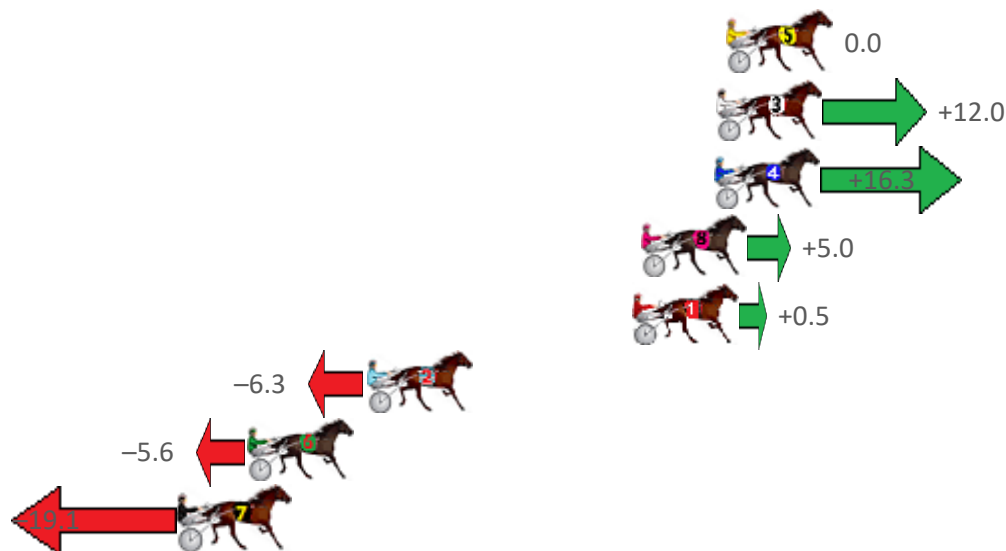
# Albion Park Race 5 Distance 2138m

Tuesday, 9 February 2021

Gross Time: 2:34.40 MileRate: 1:56.20 LeadTime: 37.00s First Qtr: 29.80s Second Qtr: 30.90s Third Qtr: 28.20s Fourth Qtr: 28.50s

No Horse	Plc	Margin	Time	800Time (W)	400 Time (W)
5 SPEEDY DOMINIC	1	0.0m	2:34.40	56.70s (0)	28.50s (0)
3 MONTANA CHIEF	2	0.4m	2:34.43	55.85s (1)	27.56s (2)
4 KENSINGTON BILL	3	0.5m	2:34.44	55.55s (1)	27.26s (1)
8 SIR JULIAN	4	3.4m	2:34.65	56.35s (0)	28.13s (0)
1 COLONEL JOY	5	3.7m	2:34.68	56.66s (0)	28.45s (0)
2 ETERNAL PROMISE	6	14.3m	2:35.47	57.14s (1)	28.85s (2)
6 BIG BANG LEONARD	7	19.0m	2:35.82	57.09s (0)	28.90s (0)
7 KINGOFTHESTARS	8	21.7m	2:36.02	58.05s (1)	29.67s (1)

Finish Position and metres gained from 800m



Sectionals  
Powered by

**Find out about our horse reports**

Comprehensive sectional reports on any horse in Australia  
Perfect if you are buying, selling or own a Standardbred

**50% off in February**

Check us out at [www.pjdata.com.au](http://www.pjdata.com.au) and now on Facebook

The Racing Queensland Board (trading as Racing Queensland) and provider are not responsible for the completeness or accuracy of any of the information contained herein, and makes no representations about its suitability for any purpose.

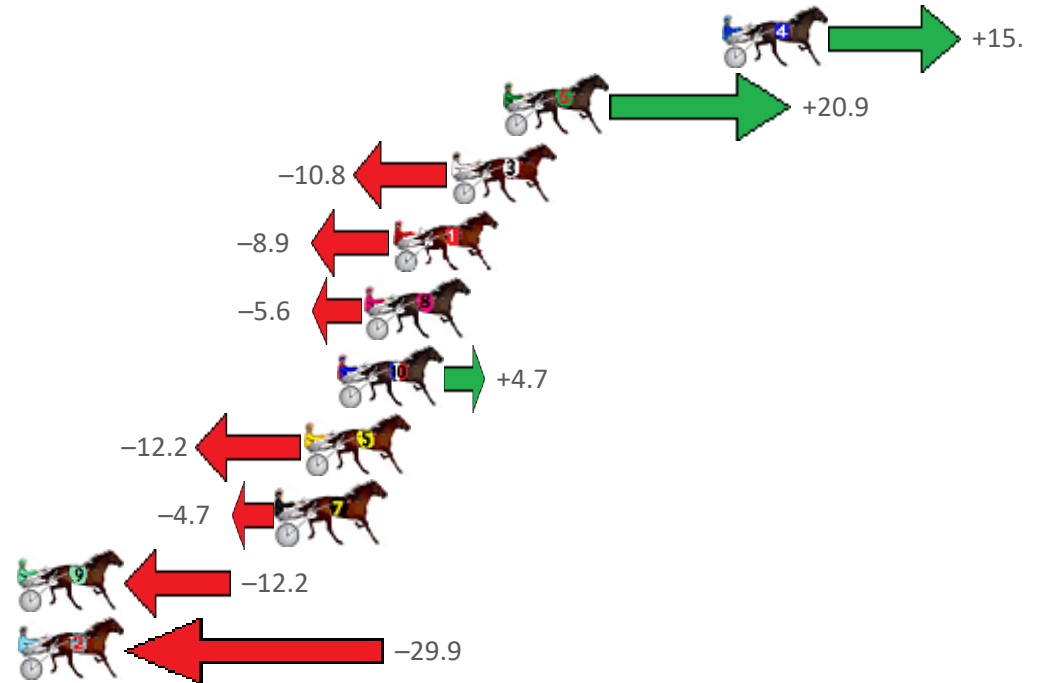
# Albion Park Race 6 Distance 1660m

Tuesday, 9 February 2021

Gross Time: 2:00.10 MileRate: 1:56.40 LeadTime: 3.30s First Qtr: 27.40s Second Qtr: 31.90s Third Qtr: 28.40s Fourth Qtr: 29.10s

No Horse	Plc	Margin	Time	800Time (W)	400 Time (W)
4 DELIGHTFUL REASON	1	0.0m	2:00.10	56.41s (1)	28.88s (2)
6 LANCELOT BROMAC	2	8.7m	2:00.76	56.01s (1)	28.25s (2)
3 HURRIKANE SPECIAL	3	10.8m	2:00.92	58.27s (0)	29.88s (0)
1 STUDLEIGH WILL	4	13.1m	2:01.10	58.14s (0)	29.50s (0)
8 BLUE SHARD	5	14.2m	2:01.18	57.90s (0)	29.26s (0)
10 AYE AYE CAPTAIN	6	15.3m	2:01.27	57.16s (1)	29.60s (1)
5 FIRE ME UP	7	16.6m	2:01.37	58.37s (1)	30.08s (1)
7 BIG GEM MONTANA	8	17.7m	2:01.45	57.84s (0)	29.31s (2)
9 LILS NIGHTMARE	9	36.8m	2:02.91	58.37s (1)	30.42s (3)
2 ELZBOY	10	38.7m	2:03.05	59.64s (1)	30.80s (1)

Finish Position and metres gained from 800m



Sectionals  
Powered by

Find out about our horse reports

Comprehensive sectional reports on any horse in Australia  
Perfect if you are buying, selling or own a Standard Bred

Check us out at [www.pjdata.com.au](http://www.pjdata.com.au) and now on Facebook

The Racing Queensland Board (trading as Racing Queensland) and provider are not responsible for the completeness or accuracy of any of the information contained herein, and makes no representations about its suitability for any purpose.

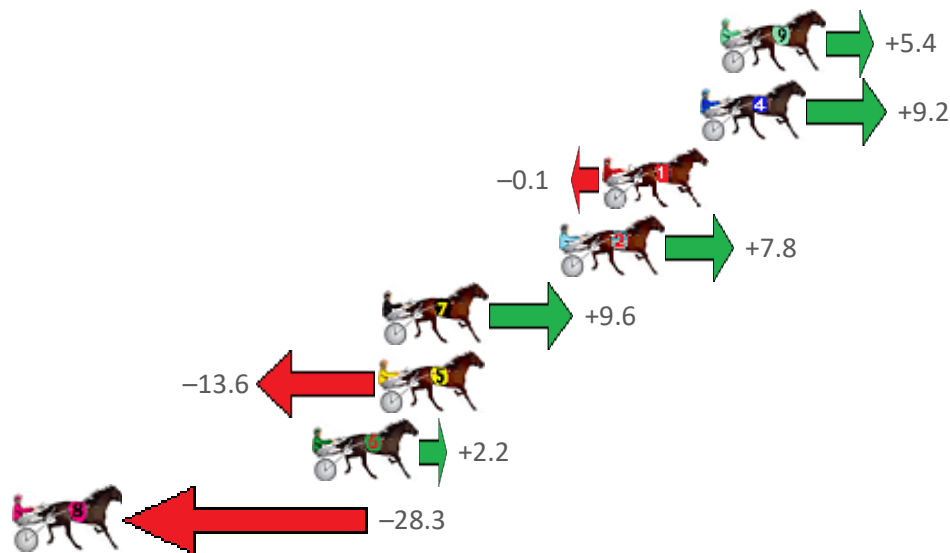
# Albion Park Race 7 Distance 1660m

Tuesday, 9 February 2021

Gross Time: 1:57.80 MileRate: 1:54.20 LeadTime: 3.20s First Qtr: 28.00s Second Qtr: 29.80s Third Qtr: 27.50s Fourth Qtr: 29.30s

No Horse	Plc	Margin	Time	800Time (W)	400 Time (W)
9 GOTTA MOMENT	1	0.0m	1:57.80	56.42s (1)	28.94s (1)
4 GOLIGHTLY	2	0.8m	1:57.86	56.15s (1)	28.64s (1)
1 RUNFORTHEROSES	3	4.7m	1:58.16	56.81s (0)	29.29s (0)
2 FIRE AND ICE	4	6.4m	1:58.29	56.25s (1)	28.70s (1)
7 NEARIS GREEN	5	13.4m	1:58.83	56.12s (1)	29.15s (2)
5 STINGER LINDENNY	6	13.6m	1:58.85	57.76s (0)	30.29s (0)
6 SOHO TSUNAMI	7	16.2m	1:59.04	56.64s (1)	30.01s (2)
8 NEWPORT DREAMZ	8	37.3m	2:00.67	58.80s (0)	31.36s (0)

Finish Position and metres gained from 800m



Sectionals  
Powered by



## Find out about our horse reports

Comprehensive sectional reports on any horse in Australia  
Perfect if you are buying, selling or own a Standard Bred

**50% off**  
in February

Check us out at [www.pjdata.com.au](http://www.pjdata.com.au) and now on Facebook




The Racing Queensland Board (trading as Racing Queensland) and provider are not responsible for the completeness or accuracy of any of the information contained herein, and makes no representations about its suitability for any purpose.

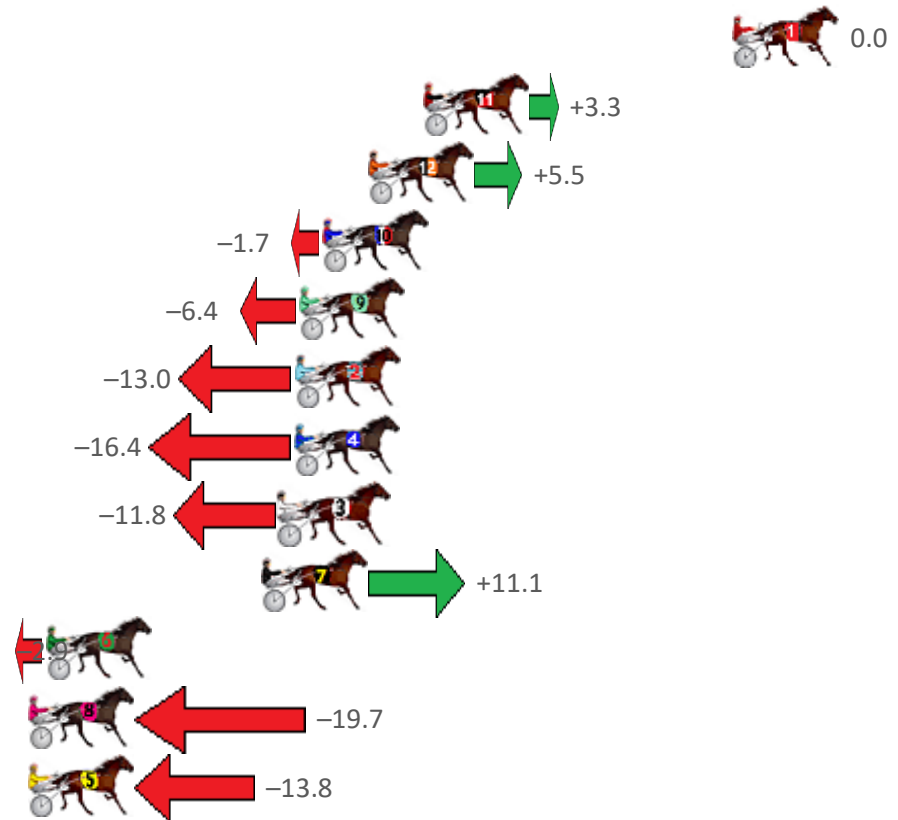
# Albion Park Race 8 Distance 2138m

Tuesday, 9 February 2021

Gross Time: 2:34.60 MileRate: 1:56.40 LeadTime: 38.00s First Qtr: 29.30s Second Qtr: 30.40s Third Qtr: 28.40s Fourth Qtr: 28.50s

No Horse	Plc	Margin	Time	800Time (W)	400 Time (W)
1 ILLAWONG DREAMTIM	1	0.0m	2:34.60	56.90s (0)	28.50s (0)
11 MORESCO	2	12.3m	2:35.52	56.67s (1)	28.79s (2)
12 MEGA STAR	3	14.5m	2:35.69	56.51s (1)	28.82s (3)
10 PETITE PAREE	4	16.3m	2:35.82	57.02s (0)	28.73s (1)
9 RECIPE FOR DREAMING	5	17.2m	2:35.89	57.35s (1)	29.46s (2)
2 SUBTLE ADVICE	6	17.4m	2:35.90	57.82s (0)	29.41s (0)
4 FLAME LADY	7	17.4m	2:35.90	58.06s (1)	29.63s (1)
3 SUNNY RICE	8	18.0m	2:35.95	57.73s (1)	29.31s (1)
7 SHEZ ALL STYLE	9	18.7m	2:36.00	56.11s (1)	28.54s (2)
6 SCOTCH EN ICE	10	27.3m	2:36.64	57.11s (1)	29.56s (2)
8 SUN SAFE	11	28.9m	2:36.76	58.29s (0)	29.74s (0)
5 DOLLARBILL	12	39.8m	2:37.58	57.88s (2)	29.53s (0)

Finish Position and metres gained from 800m



Sectionals  
Powered by



## Find out about our horse reports

Comprehensive sectional reports on any horse in Australia  
Perfect if you are buying, selling or own a Standard Bred

**50% off  
in February**

Check us out at [www.pjdata.com.au](http://www.pjdata.com.au) and now on Facebook




The Racing Queensland Board (trading as Racing Queensland) and provider are not responsible for the completeness or accuracy of any of the information contained herein, and makes no representations about its suitability for any purpose.



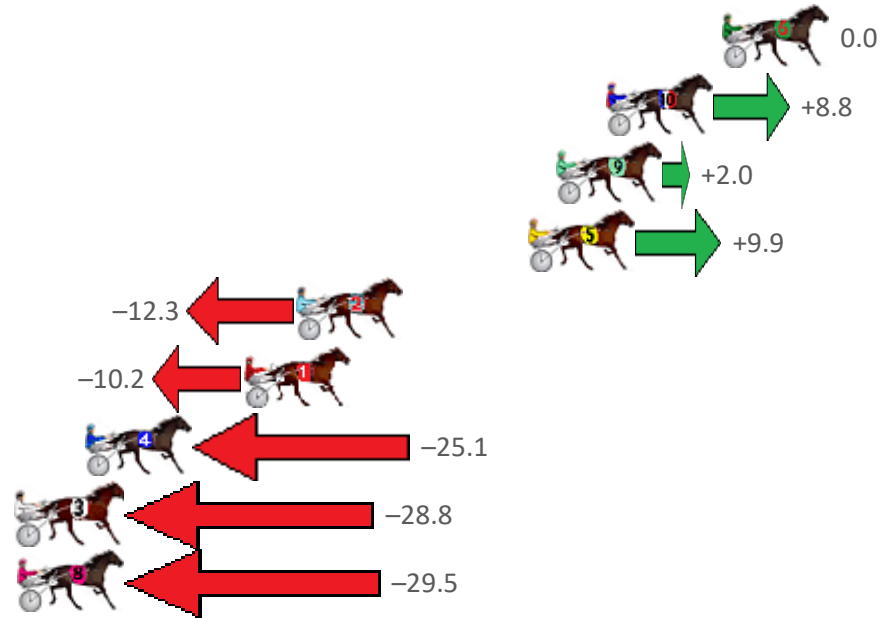
# Albion Park Race 9 Distance 2138m

Tuesday, 9 February 2021

Gross Time: 2:34.40 MileRate: 1:56.20 LeadTime: 37.40s First Qtr: 29.50s Second Qtr: 30.00s Third Qtr: 28.20s Fourth Qtr: 29.30s

No Horse	Plc	Margin	Time	800Time (W)	400 Time (W)
6 CASINO TOMMY	1	0.0m	2:34.40	57.50s (1)	29.30s (0)
10 SAM IS PERFECTION	2	4.6m	2:34.75	56.87s (1)	28.80s (4)
9 IM COMPLIANT	3	6.6m	2:34.91	57.36s (1)	29.24s (3)
5 ELMS CREEK	4	7.7m	2:34.99	56.79s (1)	28.77s (2)
2 CLASSIE AMERICAN	5	16.9m	2:35.70	58.38s (0)	29.95s (0)
1 IDEAL SITUATION	6	19.0m	2:35.86	58.23s (0)	29.68s (0)
4 INTRANSIT	7	25.3m	2:36.34	59.29s (0)	30.57s (1)
3 LETTUCE FIRESTAR	8	33.2m	2:36.95	59.56s (1)	30.98s (2)
8 HEREUX HOMME	9	42.9m	2:37.70	59.61s (0)	31.00s (2)

Finish Position and metres gained from 800m



Sectionals  
Powered by

## Find out about our horse reports

Comprehensive sectional reports on any horse in Australia  
Perfect if you are buying, selling or own a Standard Bred

**50% off**  
in February

Check us out at [www.pjdata.com.au](http://www.pjdata.com.au) and now on Facebook

The Racing Queensland Board (trading as Racing Queensland) and provider are not responsible for the completeness or accuracy of any of the information contained herein, and makes no representations about its suitability for any purpose.