

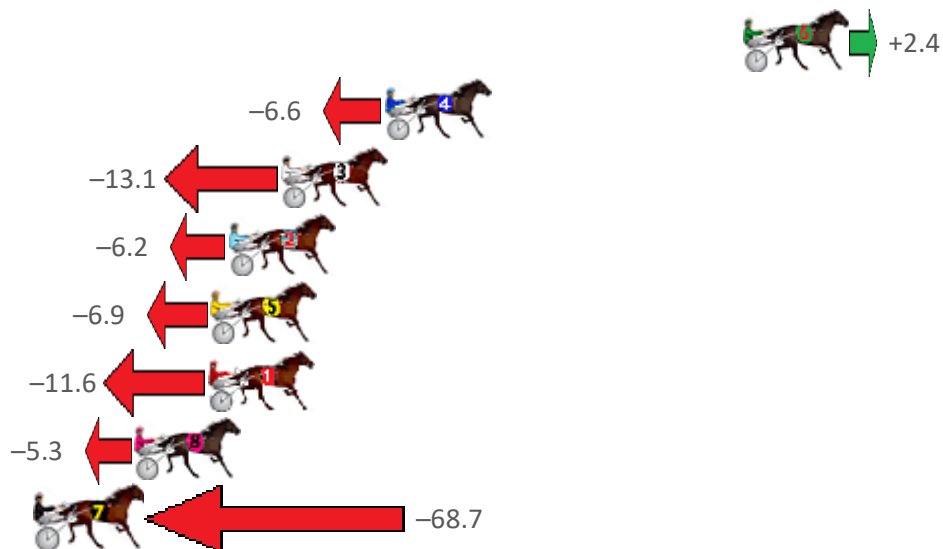
Albion Park Race 1 Distance 2138m

Friday, 29 January 2021

Gross Time: 2:47.70 MileRate: 2:04.50 LeadTime: 45.40s First Qtr: 31.00s Second Qtr: 31.20s Third Qtr: 29.20s Fourth Qtr: 30.90s

NoHorse	Plc	Margin	Time	800Time (W)	400 Time (W)
6 THE REAPER	1	0.0m	2:47.70	59.92s (1)	30.90s (0)
4 KAPAI	2	14.2m	2:48.85	60.59s (1)	31.45s (1)
3 DAY TOURER	3	18.3m	2:49.18	61.08s (0)	31.54s (0)
2 COME AT ME	4	20.4m	2:49.35	60.56s (1)	31.47s (2)
5 NO LOVE ABOUT IT	5	21.1m	2:49.41	60.62s (0)	31.38s (0)
1 CRAZY BEN	6	21.2m	2:49.41	60.97s (0)	31.64s (1)
8 ROCKET NOVA	7	24.1m	2:49.65	60.50s (1)	31.08s (1)
7 KYVALLEY TINMAN	8	68.7m	2:53.25	65.23s (0)	35.72s (0)

Finish Position and metres gained from 800m



Sectionals
Powered by

PJ HARNESS ANALYSER **NEW**

Learn the power of sectionals

Check us out at www.pjdata.com.au

The Racing Queensland Board (trading as Racing Queensland) and provider are not responsible for the completeness or accuracy of any of the information contained herein, and makes no representations about its suitability for any purpose.


Albion Park Race 2 Distance 1660m

Friday, 29 January 2021

Gross Time: 1:59.90 MileRate: 1:56.20 LeadTime: 3.40s First Qtr: 28.10s Second Qtr: 32.10s Third Qtr: 27.80s Fourth Qtr: 28.50s

NoHorse	Plc	Margin	Time	800Time (W)	400 Time (W)
6 COOL AND CALCULATIN	1	0.0m	1:59.90	56.30s (0)	28.50s (0)
1 COPPICE	2	3.4m	2:00.15	56.23s (0)	28.39s (0)
7 ROYAL OBSESSION	3	4.4m	2:00.23	55.39s (1)	27.69s (2)
3 MAJOR LUCKY	4	6.6m	2:00.39	56.20s (1)	28.37s (1)
8 TAKE IN THE GOLD	5	6.6m	2:00.39	56.15s (0)	28.32s (0)
4 THE CASUAL GOOSE	6	9.2m	2:00.59	56.68s (1)	28.90s (1)
2 COBBLER LANE	7	12.4m	2:00.83	56.27s (1)	28.41s (1)
5 NIFTY STUDLEIGH	8	28.2m	2:02.01	57.34s (0)	29.32s (0)

Finish Position and metres gained from 800m



Sectionals
Powered by

PJ HARNESS ANALYSER **NEW**

Learn the power of sectionals

Check us out at www.pjdata.com.au

The Racing Queensland Board (trading as Racing Queensland) and provider are not responsible for the completeness or accuracy of any of the information contained herein, and makes no representations about its suitability for any purpose.

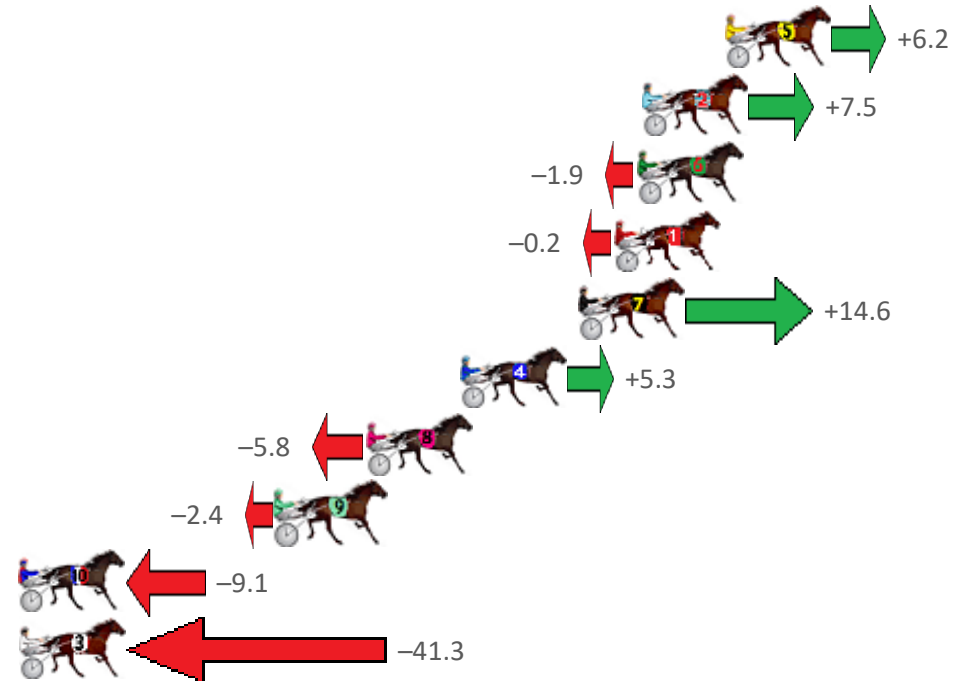
Albion Park Race 3 Distance 1660m

Friday, 29 January 2021

Gross Time: 1:57.70 MileRate: 1:54.10 LeadTime: 3.40s First Qtr: 27.20s Second Qtr: 30.70s Third Qtr: 27.30s Fourth Qtr: 29.10s

NoHorse	Plc	Margin	Time	800Time (W)	400 Time (W)
5 ICE PICK ANGIE	1	0.0m	1:57.70	55.97s (1)	28.75s (1)
2 OUR LITTLE DIGGER	2	3.3m	1:57.95	55.87s (1)	28.69s (1)
6 MILLWOOD TILLY	3	3.5m	1:57.97	56.53s (1)	29.35s (0)
1 WITH AUTHORITY	4	4.4m	1:58.04	56.41s (0)	28.49s (0)
7 CLARKEY	5	5.8m	1:58.14	55.38s (1)	28.23s (2)
4 WHOSTOLEMYPIGEON	6	10.5m	1:58.50	56.03s (1)	28.92s (2)
8 SWEET AS	7	14.2m	1:58.78	56.81s (0)	28.87s (0)
9 HUNZA VALLEY	8	17.8m	1:59.06	56.57s (0)	29.07s (1)
10 COLBY	9	36.7m	2:00.50	57.04s (1)	30.00s (0)
3 COLOMBIAN GOLD	10	41.3m	2:00.85	59.30s (0)	31.48s (0)

Finish Position and metres gained from 800m



Sectionals
Powered by

PJ HARNESS ANALYSER **NEW**

Learn the power of sectionals

Check us out at www.pjdata.com.au

The Racing Queensland Board (trading as Racing Queensland) and provider are not responsible for the completeness or accuracy of any of the information contained herein, and makes no representations about its suitability for any purpose.

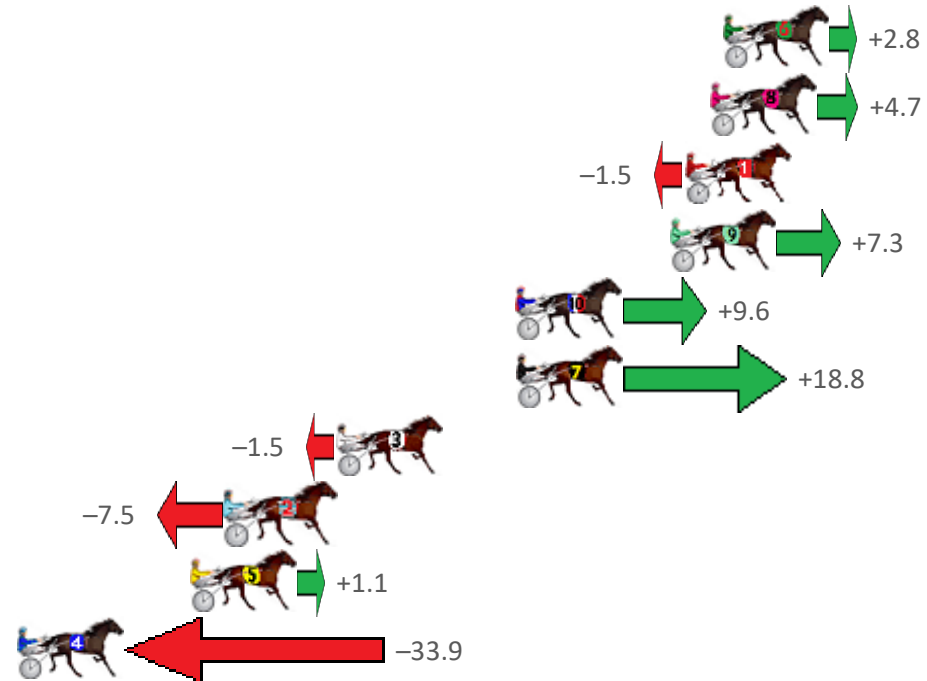
Albion Park Race 4 Distance 1660m

Friday, 29 January 2021

Gross Time: 2:00.60 MileRate: 1:56.90 LeadTime: 3.40s First Qtr: 28.50s Second Qtr: 31.30s Third Qtr: 28.30s Fourth Qtr: 29.10s

NoHorse	Plc	Margin	Time	800Time (W)	400 Time (W)
6 MAGGIE	1	0.0m	2:00.60	57.20s (1)	29.10s (1)
8 MAYWYN TROUBADOU	2	0.5m	2:00.64	57.06s (0)	28.73s (1)
1 CLARES FOOL	3	1.5m	2:00.71	57.51s (0)	29.18s (0)
9 JOY MAKER	4	2.1m	2:00.76	56.88s (0)	28.77s (0)
10 SIR SEMPER FIDELIS	5	8.2m	2:01.23	56.72s (1)	28.72s (2)
7 BUTCHERFEELGOOD	6	8.2m	2:01.23	56.06s (1)	29.14s (2)
3 FORBIDDEN FEELINGS	7	15.3m	2:01.77	57.51s (0)	29.27s (0)
2 MODERNDAY FALCON	8	19.7m	2:02.10	57.94s (1)	29.19s (0)
5 FAIREACHDAINN	9	21.1m	2:02.21	57.32s (1)	29.24s (2)
4 NAUGHTYINHEAVEN	10	41.7m	2:03.78	59.82s (1)	31.03s (1)

Finish Position and metres gained from 800m



Sectionals
Powered by

PJ HARNESS ANALYSER **NEW**

Learn the power of sectionals

Check us out at www.pjdata.com.au

The Racing Queensland Board (trading as Racing Queensland) and provider are not responsible for the completeness or accuracy of any of the information contained herein, and makes no representations about its suitability for any purpose.

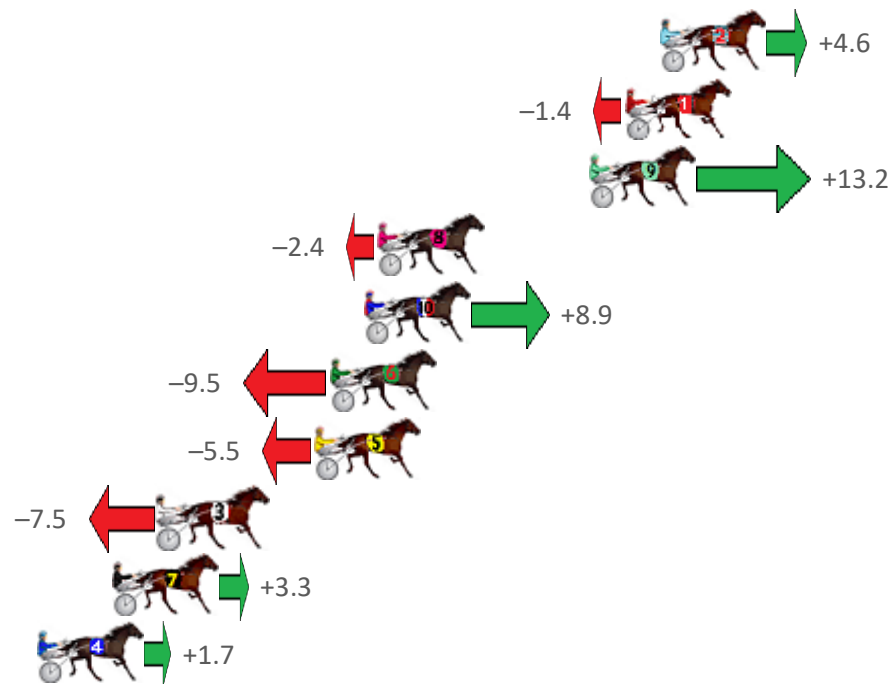
Albion Park Race 5 Distance 1660m

Friday, 29 January 2021

Gross Time: 1:58.60 MileRate: 1:55.00 LeadTime: 3.40s First Qtr: 28.30s Second Qtr: 30.50s Third Qtr: 28.00s Fourth Qtr: 28.40s

NoHorse	Plc	Margin	Time	800Time (W)	400 Time (W)
2 ONE OFF	1	0.0m	1:58.60	56.08s (0)	27.95s (0)
1 BETTATHANIDEAL	2	1.4m	1:58.70	56.50s (0)	28.50s (0)
9 COPPERFIELD	3	2.8m	1:58.81	55.47s (2)	28.36s (1)
8 MONTEREY JACK	4	11.2m	1:59.44	56.57s (0)	28.33s (0)
10 GOTTA MOMENT	5	11.7m	1:59.47	55.78s (2)	28.45s (2)
6 GASMONKEY	6	13.1m	1:59.58	57.07s (1)	28.53s (1)
5 LORD DIGBY	7	13.7m	1:59.62	56.79s (1)	28.27s (1)
3 SLINGSHOT	8	19.9m	2:00.08	56.93s (1)	28.41s (1)
7 MACHS MARETA	9	21.7m	2:00.22	56.17s (1)	28.21s (3)
4 ROCKNROLL DUDE	10	24.7m	2:00.44	56.28s (2)	28.69s (2)

Finish Position and metres gained from 800m



Sectionals
Powered by

PJ HARNES ANALYSER **NEW**

Learn the power of sectionals

Check us out at www.pjdata.com.au

The Racing Queensland Board (trading as Racing Queensland) and provider are not responsible for the completeness or accuracy of any of the information contained herein, and makes no representations about its suitability for any purpose.

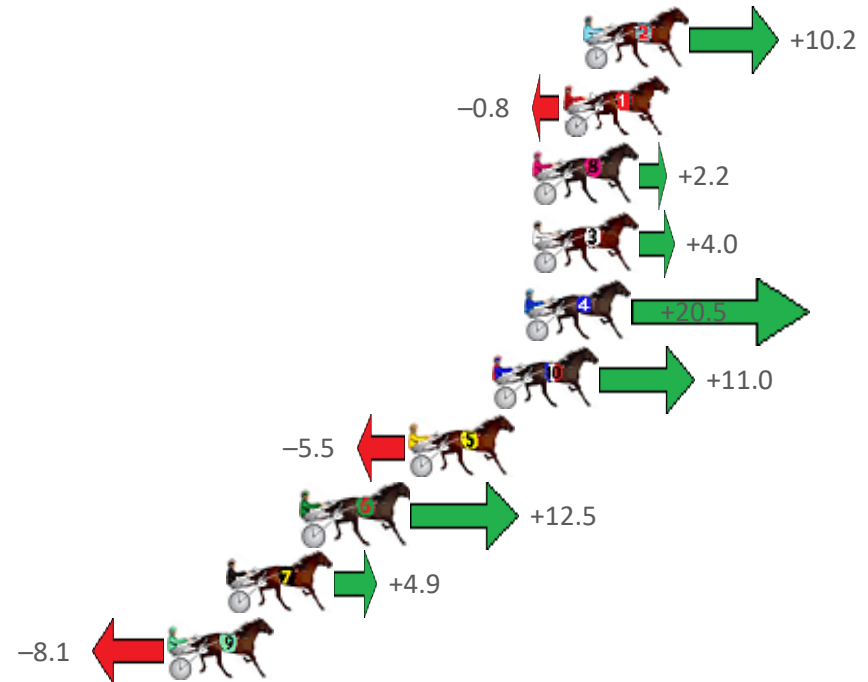
Albion Park Race 6 Distance 1660m

Friday, 29 January 2021

Gross Time: 1:59.80 MileRate: 1:56.20 LeadTime: 3.10s First Qtr: 27.50s Second Qtr: 31.40s Third Qtr: 28.20s Fourth Qtr: 29.60s

NoHorse	Plc	Margin	Time	800Time (W)	400 Time (W)
2 BETTERTHANLEGO	1	0.0m	1:59.80	57.07s (1)	28.83s (2)
1 AYE AYE CAPTAIN	2	0.8m	1:59.86	57.86s (0)	29.66s (0)
8 KETTERING GIRL	3	2.0m	1:59.96	57.64s (0)	29.36s (0)
3 HURRIKANE HOUR	4	2.0m	1:59.96	57.51s (1)	29.29s (2)
4 CAPTAINS PICK	5	2.3m	1:59.98	56.33s (0)	28.78s (1)
10 HIGH ON MONTANA	6	3.6m	2:00.08	57.01s (1)	28.97s (3)
5 DESPONDENT	7	6.9m	2:00.34	58.20s (1)	29.93s (1)
6 RANCHO MAN	8	11.1m	2:00.66	56.90s (1)	28.90s (0)
7 GOALKICKER	9	14.1m	2:00.89	57.45s (1)	29.36s (2)
9 BEEJAYS DELIGHT	10	16.5m	2:01.08	58.38s (0)	30.02s (0)

Finish Position and metres gained from 800m



Sectionals
Powered by

The Racing Queensland Board (trading as Racing Queensland) and provider are not responsible for the completeness or accuracy of any of the information contained herein, and makes no representations about its suitability for any purpose.

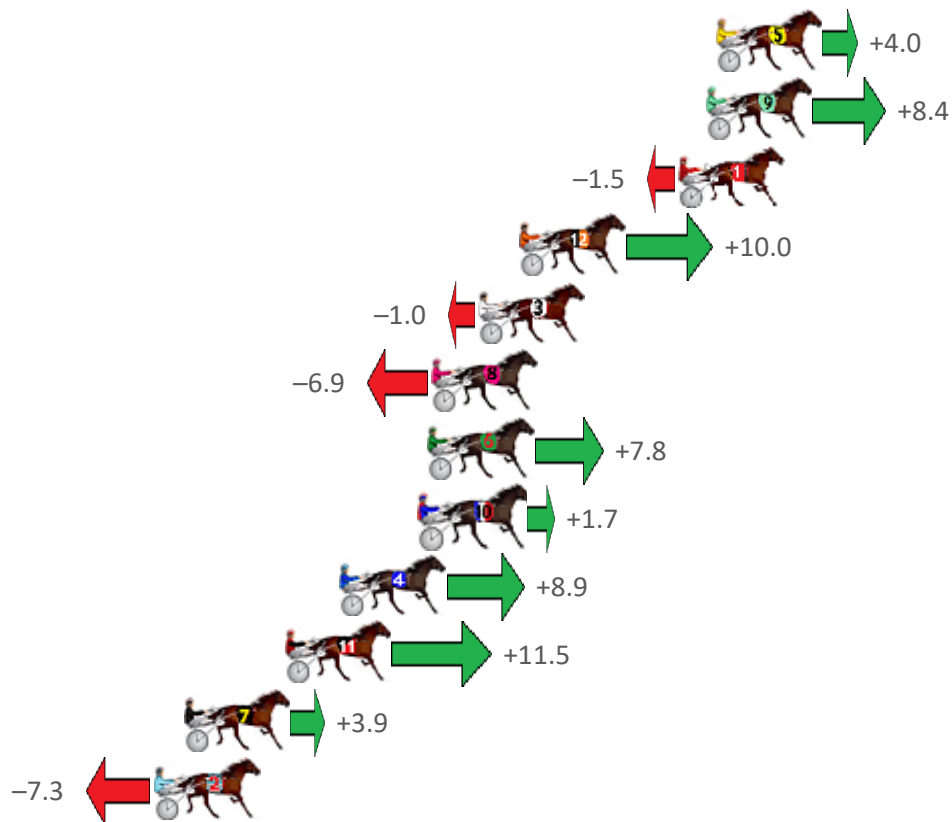
Albion Park Race 7 Distance 2138m

Friday, 29 January 2021

Gross Time: 2:36.30 MileRate: 1:57.60 LeadTime: 38.20s First Qtr: 30.70s Second Qtr: 30.50s Third Qtr: 28.10s Fourth Qtr: 28.80s

NoHorse	Plc	Margin	Time	800Time (W)	400 Time (W)
5 SHEZ ALL STYLE	1	0.0m	2:36.30	56.62s (1)	28.53s (1)
9 OUR ULTIMATE HANNA	2	0.4m	2:36.33	56.31s (0)	28.18s (0)
1 FLAME LADY	3	1.5m	2:36.41	57.01s (0)	28.91s (0)
12 RANIERI	4	7.8m	2:36.89	56.19s (0)	28.03s (0)
3 RECIPE FOR DREAMING	5	9.4m	2:37.01	56.97s (1)	28.84s (1)
8 FEARLESS FAITH	6	11.3m	2:37.15	57.39s (0)	29.28s (0)
6 ROCKNROLL SWINGER	7	11.4m	2:37.16	56.35s (1)	28.63s (2)
10 GRETELS GIRL	8	11.7m	2:37.18	56.78s (0)	28.66s (0)
4 CALL ME TRISH	9	14.9m	2:37.43	56.27s (1)	28.52s (2)
11 IDEAL TIGER	10	17.1m	2:37.59	56.09s (1)	28.35s (1)
7 VIEWBYTHEROCK	11	21.1m	2:37.90	56.62s (0)	28.46s (0)
2 UNDERTHEKILT	12	22.3m	2:37.99	57.42s (1)	29.18s (1)

Finish Position and metres gained from 800m



Sectionals
Powered by

PJ HARNESS ANALYSER **NEW**

Learn the power of sectionals

Check us out at www.pjdata.com.au

The Racing Queensland Board (trading as Racing Queensland) and provider are not responsible for the completeness or accuracy of any of the information contained herein, and makes no representations about its suitability for any purpose.