

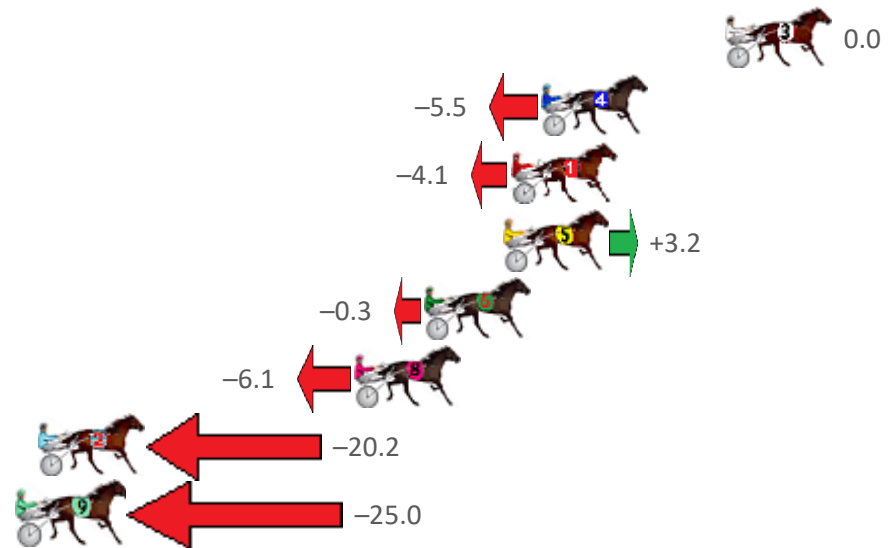
Redcliffe Race 1 Distance 1780m

Thursday, 28 January 2021

Gross Time: 2:15.10 MileRate: 2:02.10 LeadTime: 11.90s First Qtr: 32.10s Second Qtr: 31.90s Third Qtr: 29.80s Fourth Qtr: 29.40s

NoHorse	Plc	Margin	Time	800Time (W)	400 Time (W)
3 BRISKET	1	0.0m	2:15.10	59.20s (0)	29.40s (0)
4 OUR DOLLY	2	7.3m	2:15.66	59.60s (1)	29.76s (1)
1 SHEREACTS	3	8.5m	2:15.76	59.50s (0)	29.54s (0)
5 GOOD LUCK CHARM	4	8.8m	2:15.78	58.96s (1)	29.43s (2)
6 GO AWAY	5	11.9m	2:16.02	59.22s (2)	29.98s (2)
8 WEDDING NIGHT	6	14.7m	2:16.23	59.65s (0)	29.58s (0)
2 VOLENTAE DE ORO	7	27.2m	2:17.20	60.69s (1)	30.70s (1)
9 BIG SHELBY	8	44.4m	2:18.52	61.04s (1)	31.50s (1)

Finish Position and metres gained from 800m



Sectionals
Powered by

PJ HARNESS ANALYSER **NEW**

Learn the power of sectionals

Check us out at www.pjdata.com.au

The Racing Queensland Board (trading as Racing Queensland) and provider are not responsible for the completeness or accuracy of any of the information contained herein, and makes no representations about its suitability for any purpose.

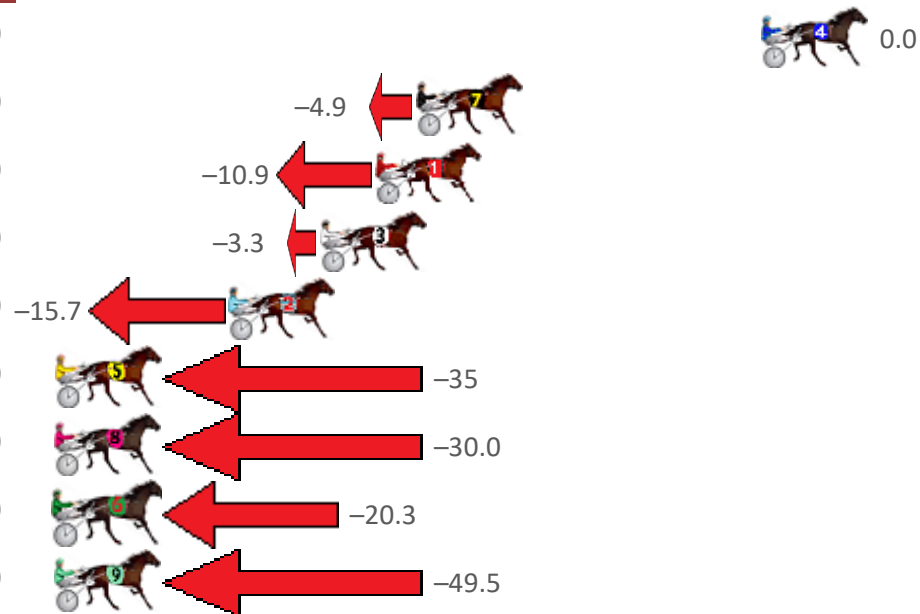
Redcliffe Race 2 Distance 1780m

Thursday, 28 January 2021

Gross Time: 2:12.10 MileRate: 1:59.40 LeadTime: 11.10s First Qtr: 30.80s Second Qtr: 31.40s Third Qtr: 30.10s Fourth Qtr: 28.70s

NoHorse	Plc	Margin	Time	800Time (W)	400 Time (W)
4 KISSESFORYAMISSES	1	0.0m	2:12.10	58.80s (0)	28.70s (0)
7 TYPHOON TORQUE	2	13.7m	2:13.13	59.16s (0)	28.76s (0)
1 QUALITY TIME	3	15.3m	2:13.25	59.60s (0)	29.21s (0)
3 LITTLE AUCKLAND	4	17.5m	2:13.42	59.04s (1)	28.55s (1)
2 THATS FUNNY	5	21.1m	2:13.69	59.95s (1)	29.52s (1)
5 FAST EDDY	6	36.0m	2:14.81	61.33s (1)	30.94s (1)
8 GEORGEZILLA	7	43.4m	2:15.37	60.99s (0)	30.40s (0)
6 DATSINAHURRI	8	44.5m	2:15.45	60.28s (0)	30.13s (0)
9 JAMES THE JET	9	59.5m	2:16.58	62.42s (1)	31.86s (1)

Finish Position and metres gained from 800m



Sectionals
Powered by

The Racing Queensland Board (trading as Racing Queensland) and provider are not responsible for the completeness or accuracy of any of the information contained herein, and makes no representations about its suitability for any purpose.

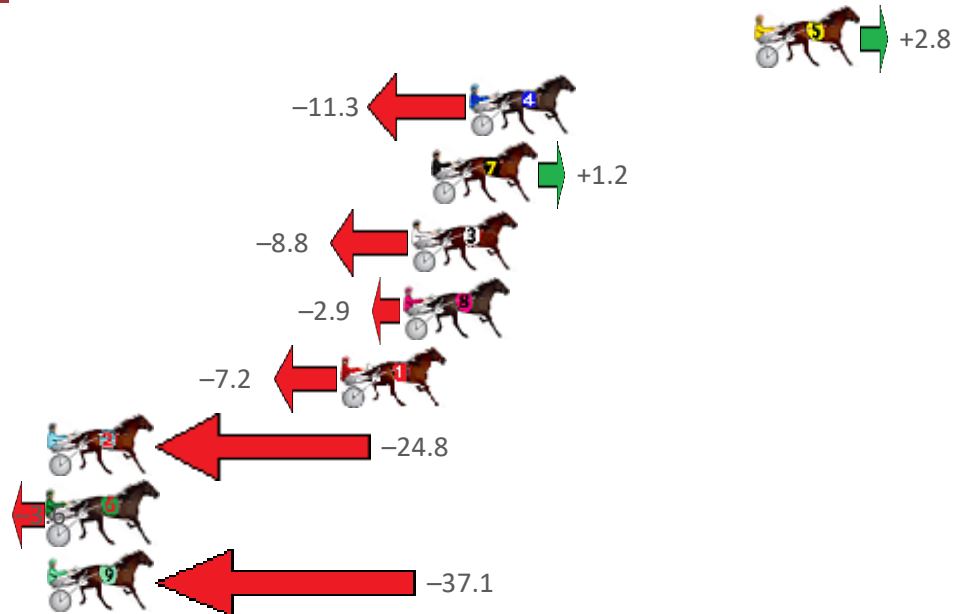
Redcliffe Race 3 Distance 2040m

Thursday, 28 January 2021

Gross Time: 2:34.00 MileRate: 2:01.50 LeadTime: 30.10s First Qtr: 32.20s Second Qtr: 31.60s Third Qtr: 29.90s Fourth Qtr: 30.20s

No	Horse	Plc	Margin	Time	800Time (W)	400 Time (W)
5	RAYONG PRINCESS	1	0.0m	2:34.00	59.89s (1)	29.94s (1)
4	TICK OF THE CLOCK	2	11.3m	2:34.89	60.94s (0)	31.05s (0)
7	SHEZ GOT BLING	3	12.8m	2:35.01	60.01s (0)	29.91s (1)
3	BERTILS FIREFOX	4	13.6m	2:35.08	60.76s (0)	30.85s (0)
8	IMA REGAL JET	5	13.9m	2:35.10	60.32s (1)	30.88s (2)
1	BRILLIANT ART	6	16.4m	2:35.30	60.64s (0)	30.73s (0)
2	KID CALVERT	7	31.8m	2:36.51	61.95s (1)	31.54s (0)
6	JINGLES BROMAC	8	39.6m	2:37.13	60.37s (0)	30.77s (0)
9	ARTISTIC HUMMA	9	52.5m	2:38.15	62.87s (1)	32.53s (1)

Finish Position and metres gained from 800m



Sectionals
Powered by

PJ HARNESS ANALYSER **NEW**
Learn the power of sectionals
Check us out at www.pjdata.com.au

The Racing Queensland Board (trading as Racing Queensland) and provider are not responsible for the completeness or accuracy of any of the information contained herein, and makes no representations about its suitability for any purpose.

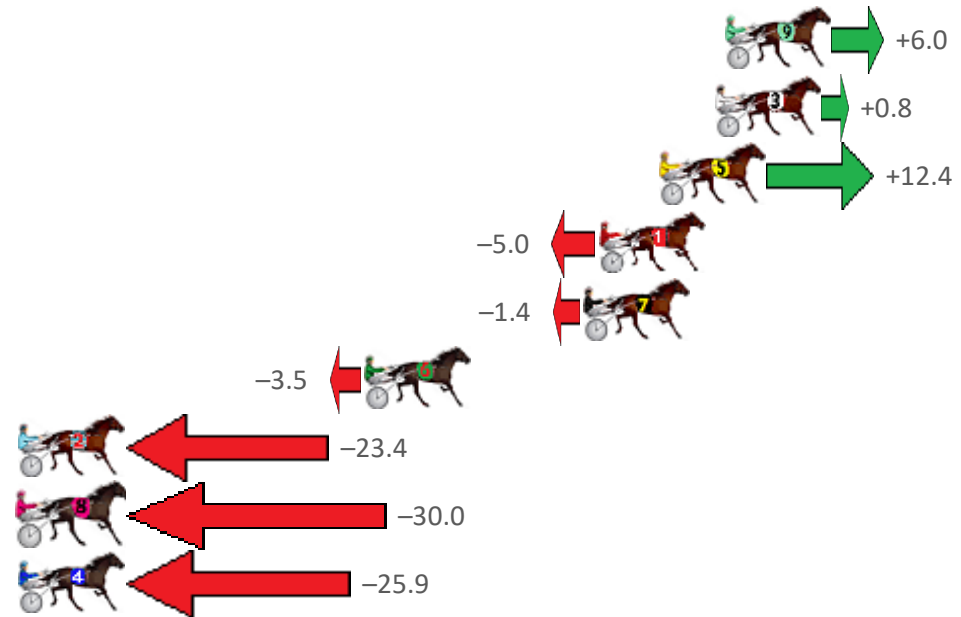
Redcliffe Race 4 Distance 1780m

Thursday, 28 January 2021

Gross Time: 2:13.50 MileRate: 2:00.70 LeadTime: 11.60s First Qtr: 31.60s Second Qtr: 31.50s Third Qtr: 29.80s Fourth Qtr: 29.00s

NoHorse	Plc	Margin	Time	800Time (W)	400 Time (W)
9 FIRE EYES	1	0.0m	2:13.50	58.36s (1)	28.67s (1)
3 CEEYEAYE	2	0.4m	2:13.53	58.74s (1)	29.00s (1)
5 DOCTA FEELGOOD	3	2.6m	2:13.70	57.89s (1)	28.70s (2)
1 POPEYE RUSSELL	4	5.0m	2:13.88	59.17s (0)	29.36s (0)
7 TORQUE IN CONTROL	5	5.6m	2:13.93	58.90s (0)	29.10s (0)
6 STUDLEIGHS ONLY	6	14.3m	2:14.59	59.06s (1)	29.32s (1)
2 TORI BE	7	34.6m	2:16.13	60.51s (0)	30.73s (0)
8 DIG DEEP	8	45.8m	2:16.99	60.99s (0)	31.13s (0)
4 ASHTON RIVER	9	46.7m	2:17.05	60.69s (0)	30.97s (1)

Finish Position and metres gained from 800m



Sectionals
Powered by

PJ HARNESS ANALYSER **NEW**

Learn the power of sectionals

Check us out at www.pjdata.com.au

The Racing Queensland Board (trading as Racing Queensland) and provider are not responsible for the completeness or accuracy of any of the information contained herein, and makes no representations about its suitability for any purpose.

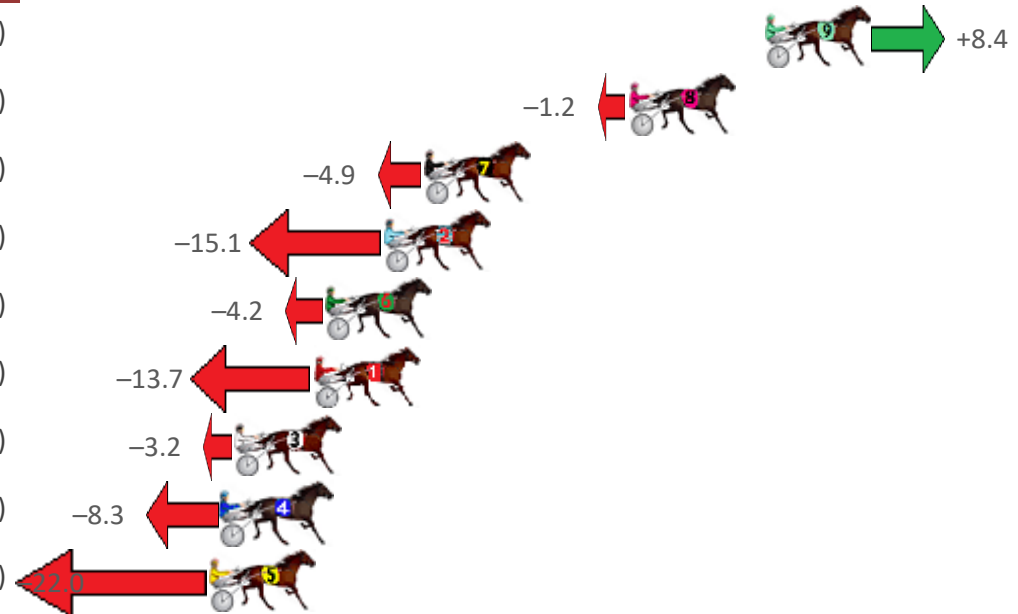
Redcliffe Race 5 Distance 1780m

Thursday, 28 January 2021

Gross Time: 2:12.60 MileRate: 1:59.90 LeadTime: 12.00s First Qtr: 30.10s Second Qtr: 30.50s Third Qtr: 30.50s Fourth Qtr: 29.50s

NoHorse	Plc	Margin	Time	800Time (W)	400 Time (W)
9 FEEL THE THUNDER	1	0.0m	2:12.60	59.37s (1)	28.74s (2)
8 ROCKNROLL DA GAMA	2	5.4m	2:13.02	60.09s (1)	29.41s (1)
7 TURN TURN FLYER	3	13.5m	2:13.64	60.37s (0)	29.86s (0)
2 WILD ABOUT TOWN	4	15.1m	2:13.77	61.13s (0)	30.61s (0)
6 MAC SWEENEY	5	17.4m	2:13.95	60.31s (0)	29.81s (0)
1 MISS CATALINA	6	17.9m	2:13.98	61.02s (0)	30.49s (0)
3 PITTSWORTH MAN	7	21.0m	2:14.22	60.24s (1)	29.63s (2)
4 ALLY PINK	8	21.5m	2:14.26	60.62s (1)	29.99s (2)
5 RAGNAROK	9	22.0m	2:14.30	61.64s (1)	30.95s (1)

Finish Position and metres gained from 800m



Sectionals
Powered by

PJ HARNESS ANALYSER **NEW**

Learn the power of sectionals

Check us out at www.pjdata.com.au

The Racing Queensland Board (trading as Racing Queensland) and provider are not responsible for the completeness or accuracy of any of the information contained herein, and makes no representations about its suitability for any purpose.

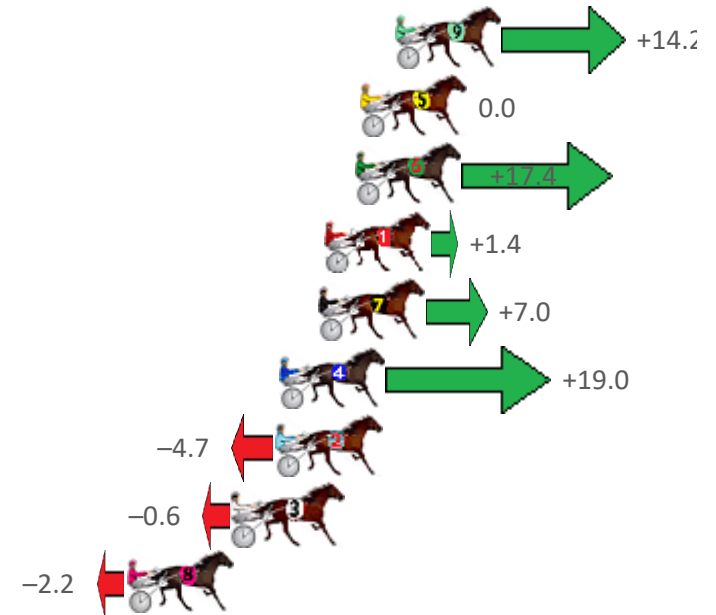
Redcliffe Race 6 Distance 1780m

Thursday, 28 January 2021

Gross Time: 2:14.90 MileRate: 2:01.90 LeadTime: 11.70s First Qtr: 32.50s Second Qtr: 32.10s Third Qtr: 29.20s Fourth Qtr: 29.40s

NoHorse	Plc	Margin	Time	800Time (W)	400 Time (W)
9 ONYAJANS	1	0.0m	2:14.90	57.57s (1)	28.79s (2)
5 LOVE YOUR WORK	2	1.4m	2:15.01	58.60s (1)	29.49s (1)
6 LAKER	3	1.6m	2:15.02	57.33s (1)	28.58s (2)
1 TUESDAYS COURAGE	4	2.8m	2:15.12	58.50s (0)	29.30s (0)
7 COUNTRY RUN	5	3.0m	2:15.13	58.09s (1)	29.33s (2)
4 TORQUE TO THE MAX	6	4.6m	2:15.25	57.22s (1)	28.79s (1)
2 GHOST GUM	7	4.7m	2:15.26	58.94s (0)	29.74s (0)
3 REGALIA	8	6.4m	2:15.39	58.64s (1)	29.46s (1)
8 RAFFERTY DELIGHTS	9	10.6m	2:15.72	58.76s (0)	29.49s (0)

Finish Position and metres gained from 800m



Sectionals
Powered by

PJ HARNESS ANALYSER **NEW**

Learn the power of sectionals

Check us out at www.pjdata.com.au

The Racing Queensland Board (trading as Racing Queensland) and provider are not responsible for the completeness or accuracy of any of the information contained herein, and makes no representations about its suitability for any purpose.

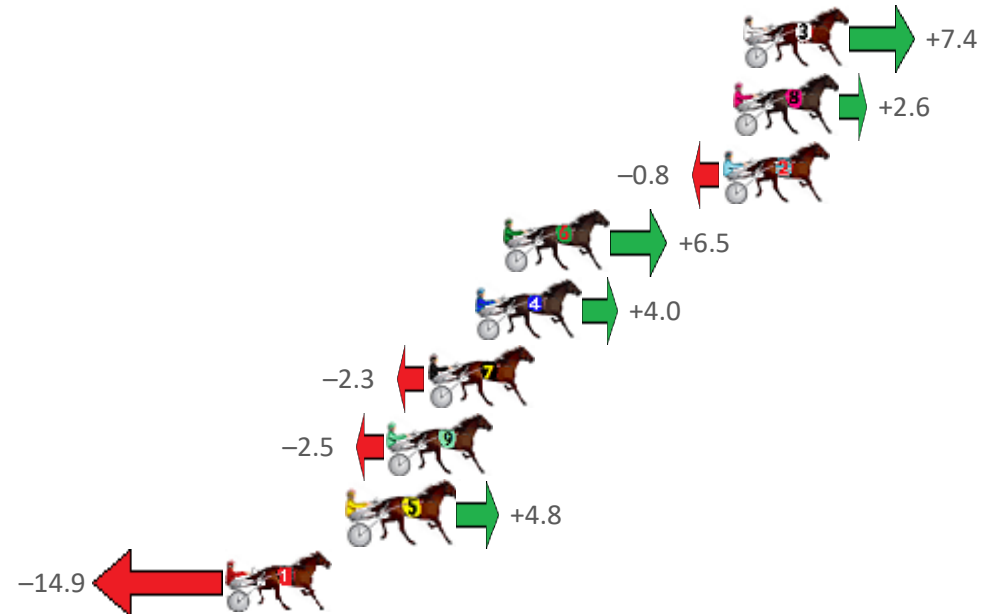
Redcliffe Race 7 Distance 1780m

Thursday, 28 January 2021

Gross Time: 2:11.50 MileRate: 1:58.90 LeadTime: 11.60s First Qtr: 30.60s Second Qtr: 30.60s Third Qtr: 29.30s Fourth Qtr: 29.40s

NoHorse	Plc	Margin	Time	800Time (W)	400 Time (W)
3 ROBINMEGOOD	1	0.0m	2:11.50	58.16s (1)	29.05s (1)
8 GUY LOOKS GOOD	2	0.4m	2:11.53	58.51s (1)	29.40s (1)
2 FEEL THE THRILL	3	0.8m	2:11.56	58.76s (0)	29.46s (0)
6 LIFEINHEAVEN	4	9.5m	2:12.23	58.23s (1)	29.29s (2)
4 HESLUVABLE	5	10.6m	2:12.32	58.41s (0)	29.49s (1)
7 SWEET SANGRIA	6	12.5m	2:12.46	58.87s (0)	29.66s (0)
9 CHRISTIAN SHANNON	7	14.1m	2:12.59	58.88s (1)	30.02s (2)
5 EULO FLYER	8	15.6m	2:12.70	58.35s (1)	29.52s (1)
1 MELTON XMAS GIRL	9	20.5m	2:13.08	59.79s (0)	30.56s (0)

Finish Position and metres gained from 800m



Sectionals
Powered by

PJ HARNESS ANALYSER **NEW**

Learn the power of sectionals

Check us out at www.pjdata.com.au

The Racing Queensland Board (trading as Racing Queensland) and provider are not responsible for the completeness or accuracy of any of the information contained herein, and makes no representations about its suitability for any purpose.

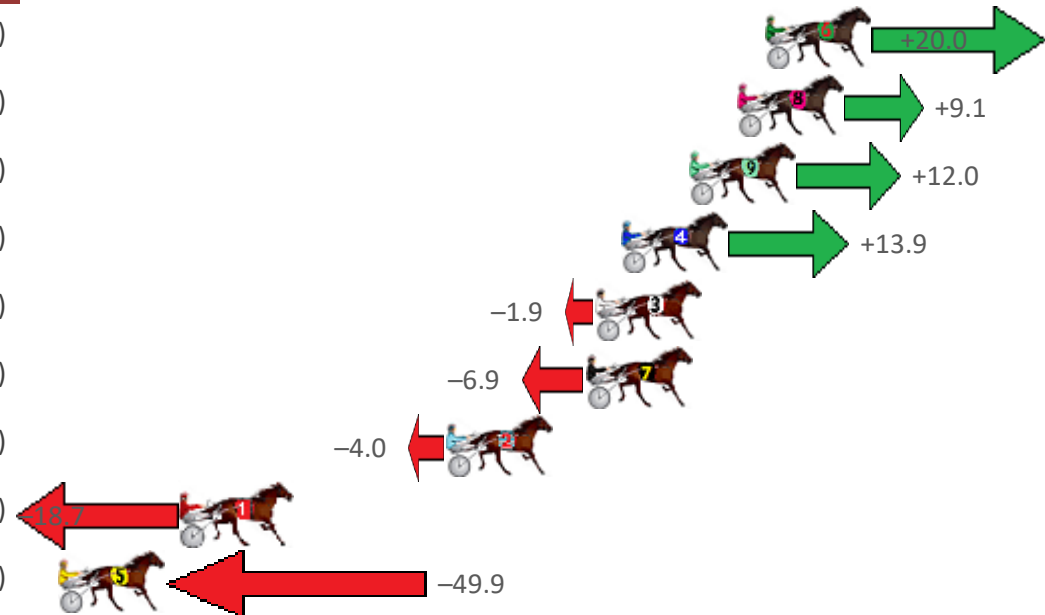
Redcliffe Race 8 Distance 2040m

Thursday, 28 January 2021

Gross Time: 2:31.10 MileRate: 1:59.20 LeadTime: 29.90s First Qtr: 31.20s Second Qtr: 29.70s Third Qtr: 29.90s Fourth Qtr: 30.40s

No	Horse	Plc	Margin	Time	800Time (W)	400 Time (W)
6	MYKINDOFFEELING	1	0.0m	2:31.10	58.80s (1)	29.75s (2)
8	FORTES IN FIDE	2	1.1m	2:31.19	59.62s (1)	30.24s (2)
9	DEVOUGED	3	3.0m	2:31.34	59.40s (1)	30.17s (3)
4	TIMENPATIENCE	4	5.7m	2:31.55	59.26s (0)	29.92s (1)
3	APACHE WHITESOX	5	6.7m	2:31.63	60.44s (1)	30.48s (1)
7	ABERCROMBIE TAB	6	7.1m	2:31.66	60.82s (1)	30.83s (1)
2	CONDAFEW	7	12.6m	2:32.10	60.60s (0)	30.72s (0)
1	BETTOR WATCH HIM	8	23.1m	2:32.94	61.70s (0)	31.81s (0)
5	ROUSEY	9	49.9m	2:35.07	64.04s (0)	34.17s (0)

Finish Position and metres gained from 800m



Sectionals
Powered by

PJ HARNESS ANALYSER **NEW**

Learn the power of sectionals

Check us out at www.pjdata.com.au

The Racing Queensland Board (trading as Racing Queensland) and provider are not responsible for the completeness or accuracy of any of the information contained herein, and makes no representations about its suitability for any purpose.

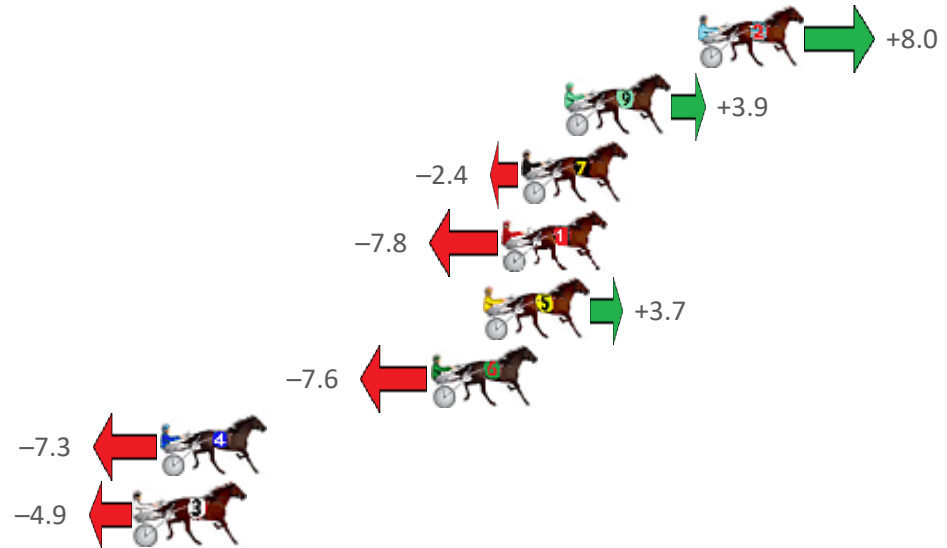
Redcliffe Race 9 Distance 1780m

Thursday, 28 January 2021

Gross Time: 2:11.00 MileRate: 1:58.40 LeadTime: 11.50s First Qtr: 30.90s Second Qtr: 31.20s Third Qtr: 29.40s Fourth Qtr: 28.00s

NoHorse	Plc	Margin	Time	800Time (W)	400 Time (W)
2 SUGARKANE	1	0.0m	2:11.00	56.83s (1)	27.53s (1)
9 GETALOADATHISGIRL	2	5.3m	2:11.39	57.12s (0)	27.76s (0)
7 HUNTAWAY	3	7.0m	2:11.52	57.57s (0)	28.18s (0)
1 LETS GO BETTER	4	7.8m	2:11.57	57.96s (0)	28.54s (0)
5 SO BOBS YOUR UNCLE	5	8.5m	2:11.63	57.14s (1)	27.84s (2)
6 MACHIN OUT	6	10.6m	2:11.78	57.94s (1)	28.57s (1)
4 GWENDALION	7	21.3m	2:12.57	57.92s (0)	28.56s (0)
3 OUR PEPPERJACK	8	22.3m	2:12.64	57.75s (1)	28.42s (1)

Finish Position and metres gained from 800m



Sectionals
Powered by

PJ HARNESS ANALYSER **NEW**

Learn the power of sectionals

Check us out at www.pjdata.com.au

The Racing Queensland Board (trading as Racing Queensland) and provider are not responsible for the completeness or accuracy of any of the information contained herein, and makes no representations about its suitability for any purpose.

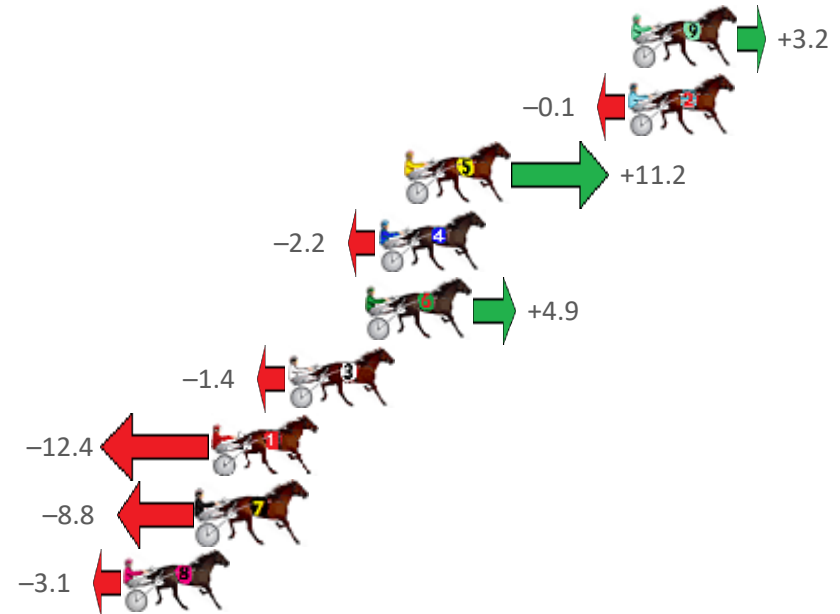
Redcliffe Race 10 Distance 1780m

Thursday, 28 January 2021

Gross Time: 2:11.70 MileRate: 1:59.00 LeadTime: 11.70s First Qtr: 31.10s Second Qtr: 31.90s Third Qtr: 29.00s Fourth Qtr: 28.00s

No	Horse	Plc	Margin	Time	800Time (W)	400 Time (W)
9	LUCKY UNLUCKY	1	0.0m	2:11.70	56.77s (1)	27.89s (1)
2	MARK OF INTEGRITY	2	0.1m	2:11.71	57.01s (0)	28.01s (0)
5	ELMS CREEK	3	9.0m	2:12.36	56.21s (2)	27.64s (2)
4	THERESACHANCE	4	10.0m	2:12.44	57.16s (1)	28.10s (1)
6	LETTERKENNY BOY	5	10.5m	2:12.47	56.65s (2)	28.06s (2)
3	ARTFUL MAID	6	13.6m	2:12.70	57.10s (1)	28.04s (1)
1	HES NOVAK	7	16.6m	2:12.92	57.88s (0)	28.77s (0)
7	LORIMER LADY	8	17.2m	2:12.97	57.62s (0)	28.49s (0)
8	TACT BESS	9	20.1m	2:13.18	57.22s (1)	28.12s (1)

Finish Position and metres gained from 800m



Sectionals
Powered by

PJ HARNESS ANALYSER **NEW**

Learn the power of sectionals

Check us out at www.pjdata.com.au

The Racing Queensland Board (trading as Racing Queensland) and provider are not responsible for the completeness or accuracy of any of the information contained herein, and makes no representations about its suitability for any purpose.