


Albion Park Race 1 Distance 2138m

Tuesday, 26 January 2021

Gross Time: 2:35.70 MileRate: 1:57.20 LeadTime: 38.30s First Qtr: 29.90s Second Qtr: 30.80s Third Qtr: 28.10s Fourth Qtr: 28.60s

NoHorse	Plc	Margin	Time	800Time (W)	400 Time (W)
1 INTRANSIT	1	0.0m	2:35.70	56.70s (0)	28.60s (0)
2 POWER SURGE	2	0.5m	2:35.74	56.14s (0)	28.02s (0)
11 SAM IS PERFECTION	3	0.5m	2:35.74	55.89s (2)	28.37s (2)
12 SMITHSTARS LEXUS	4	1.2m	2:35.79	55.64s (2)	28.10s (2)
8 IM COMPLIANT	5	1.2m	2:35.79	56.49s (0)	28.36s (0)
7 CHANTREY	6	2.9m	2:35.92	56.82s (1)	28.79s (1)
9 ITZ BETTOR TO WIN	7	4.0m	2:36.00	56.26s (1)	28.27s (1)
4 JOHNNY WHITE	8	4.4m	2:36.03	56.60s (1)	28.60s (1)
5 ELMS CREEK	9	5.7m	2:36.13	55.88s (0)	27.77s (0)
10 CASINO TOMMY	10	6.6m	2:36.20	56.25s (0)	28.13s (0)
6 HOLY CAMP CLIVE	11	12.5m	2:36.64	56.43s (1)	28.52s (1)
3 IDEAL SITUATION	12	15.1m	2:36.83	56.26s (1)	28.37s (1)

Finish Position and metres gained from 800m



Sectionals
Powered by

PJ HARNESS ANALYSER **NEW**

Learn the power of sectionals

Check us out at www.pjdata.com.au

The Racing Queensland Board (trading as Racing Queensland) and provider are not responsible for the completeness or accuracy of any of the information contained herein, and makes no representations about its suitability for any purpose.


Albion Park Race 2 Distance 1660m

Tuesday, 26 January 2021

Gross Time: 1:57.30 MileRate: 1:53.70 LeadTime: 3.40s First Qtr: 27.60s Second Qtr: 30.30s Third Qtr: 27.40s Fourth Qtr: 28.60s

NoHorse	Plc	Margin	Time	800Time (W)	400 Time (W)
1 KEY LARGO	1	0.0m	1:57.30	56.00s (0)	28.60s (0)
10 CLINTAL DO	2	1.1m	1:57.38	54.93s (2)	27.47s (3)
9 OUR MAJOR DAY	3	4.3m	1:57.62	55.45s (2)	28.00s (3)
3 PARAVANI	4	4.4m	1:57.63	55.76s (1)	28.32s (1)
4 ROCKNROLL CLASSIC	5	4.6m	1:57.65	56.10s (1)	28.67s (1)
8 FEELINGFORARAINBOW	6	4.9m	1:57.67	56.02s (0)	28.62s (0)
2 CORSINI	7	8.3m	1:57.92	55.92s (0)	28.54s (0)
7 KINGOFTHESTARS	8	8.9m	1:57.97	56.09s (2)	28.61s (2)
6 SIR JULIAN	9	9.0m	1:57.98	55.48s (1)	28.32s (1)
5 LETTUCEFIRESTAR	10	13.1m	1:58.28	55.95s (0)	28.48s (0)

Finish Position and metres gained from 800m



Sectionals
Powered by

PJ HARNESS ANALYSER **NEW**

Learn the power of sectionals

Check us out at www.pjdata.com.au

The Racing Queensland Board (trading as Racing Queensland) and provider are not responsible for the completeness or accuracy of any of the information contained herein, and makes no representations about its suitability for any purpose.

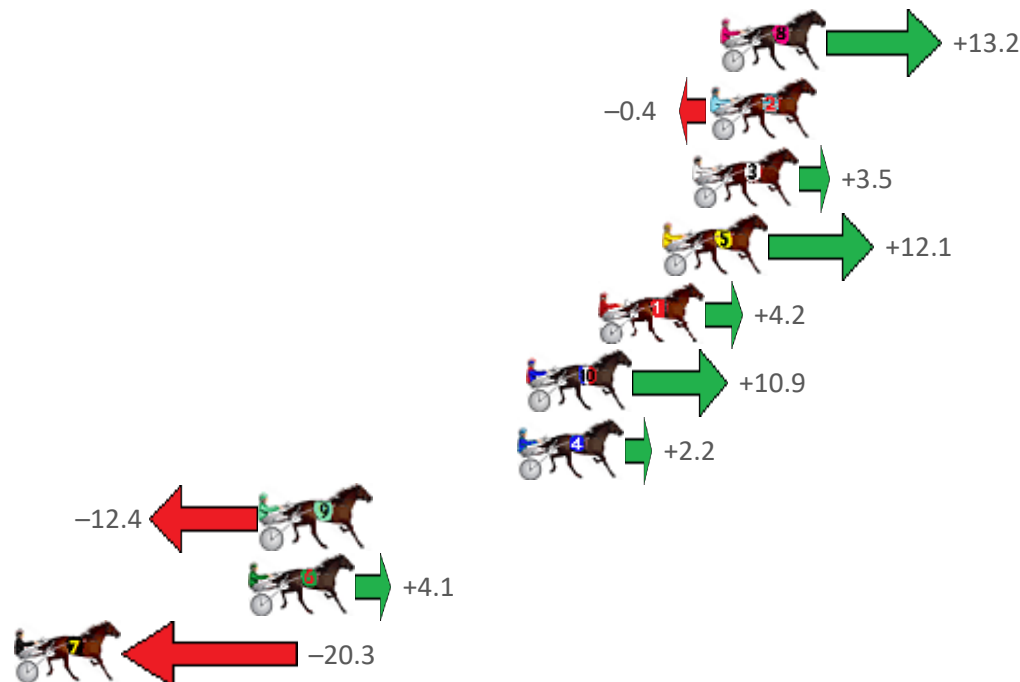
Albion Park Race 3 Distance 1660m

Tuesday, 26 January 2021

Gross Time: 1:58.10 MileRate: 1:54.50 LeadTime: 3.30s First Qtr: 26.80s Second Qtr: 31.30s Third Qtr: 28.30s Fourth Qtr: 28.40s

NoHorse	Plc	Margin	Time	800Time (W)	400 Time (W)
8 MONTANA CHIEF	1	0.0m	1:58.10	55.77s (0)	27.47s (0)
2 OUR RIDGY DIDGE	2	0.4m	1:58.13	56.73s (0)	28.43s (0)
3 FROST EN ICE	3	1.1m	1:58.18	56.45s (0)	28.17s (0)
5 MAJOR FERNCO	4	2.3m	1:58.27	55.85s (1)	27.67s (2)
1 HOT ROD HEAVEN	5	4.8m	1:58.46	56.40s (0)	28.13s (0)
10 FEEL LIKE DANCIN	6	7.7m	1:58.67	55.93s (1)	27.73s (2)
4 NIMAH FRANCO	7	8.0m	1:58.70	56.54s (1)	28.02s (1)
9 PORTALEGRE	8	18.2m	1:59.46	57.57s (1)	29.04s (1)
6 EL GRAN SENOR	9	18.7m	1:59.50	56.41s (1)	28.20s (2)
7 NO CONFESSION	10	37.5m	2:00.90	58.13s (0)	29.75s (1)

Finish Position and metres gained from 800m



Sectionals
Powered by

PJ HARNESS ANALYSER **NEW**

Learn the power of sectionals

Check us out at www.pjdata.com.au

The Racing Queensland Board (trading as Racing Queensland) and provider are not responsible for the completeness or accuracy of any of the information contained herein, and makes no representations about its suitability for any purpose.

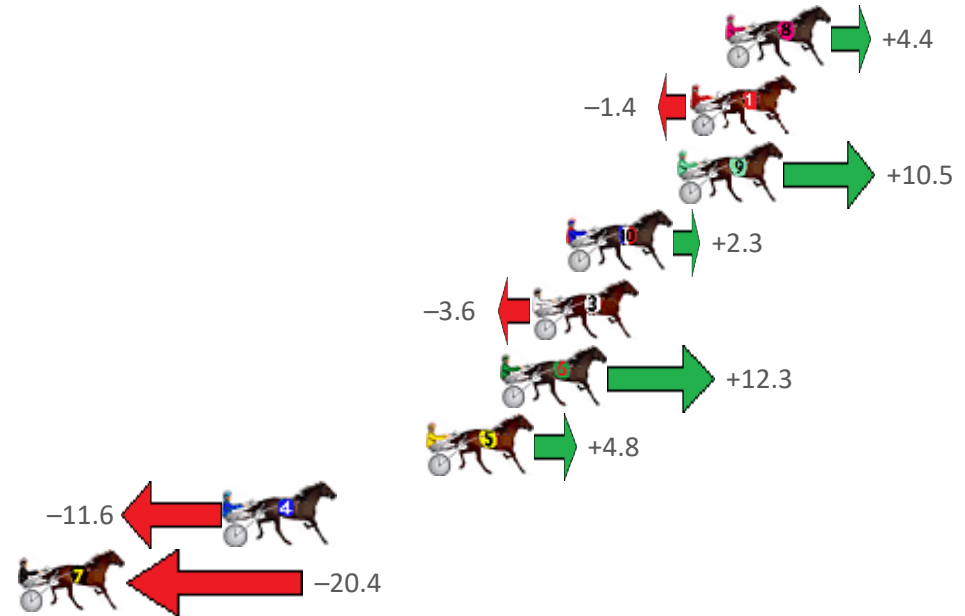
Albion Park Race 4 Distance 1660m

Tuesday, 26 January 2021

Gross Time: 2:00.80 MileRate: 1:57.10 LeadTime: 3.50s First Qtr: 28.70s Second Qtr: 31.50s Third Qtr: 28.70s Fourth Qtr: 28.40s

NoHorse	Plc	Margin	Time	800Time (W)	400 Time (W)
8 HEEZ PERFECT	1	0.0m	2:00.80	56.79s (0)	28.09s (0)
1 KOTARE ELITE	2	1.4m	2:00.90	57.20s (0)	28.50s (0)
9 STINGER LINDENNY	3	1.9m	2:00.94	56.35s (1)	27.87s (2)
10 RUNFORTHROSES	4	6.3m	2:01.27	56.94s (0)	28.22s (0)
3 SUNNY RICE	5	7.6m	2:01.37	57.36s (1)	28.60s (1)
6 NEWPORT DREAMZ	6	8.9m	2:01.46	56.23s (1)	28.01s (2)
5 ONYA DOUG	7	11.8m	2:01.68	56.76s (1)	28.30s (1)
4 HADLEY	8	19.8m	2:02.28	57.92s (1)	29.44s (2)
7 CIRCLE LINE	9	33.6m	2:03.31	58.55s (0)	29.76s (0)

Finish Position and metres gained from 800m



Sectionals
Powered by

PJ HARNESS ANALYSER **NEW**

Learn the power of sectionals

Check us out at www.pjdata.com.au

The Racing Queensland Board (trading as Racing Queensland) and provider are not responsible for the completeness or accuracy of any of the information contained herein, and makes no representations about its suitability for any purpose.

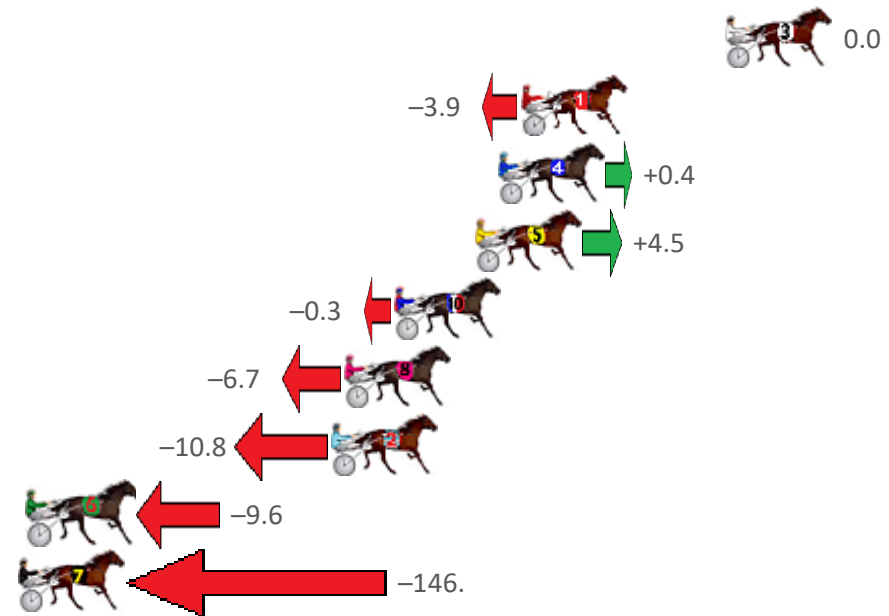
Albion Park Race 5 Distance 1660m

Tuesday, 26 January 2021

Gross Time: 1:58.90 MileRate: 1:55.30 LeadTime: 3.40s First Qtr: 28.30s Second Qtr: 31.10s Third Qtr: 28.60s Fourth Qtr: 27.50s

NoHorse	Plc	Margin	Time	800Time (W)	400 Time (W)
3 BOOMCHUCKALUCKA	1	0.0m	1:58.90	56.10s (0)	27.50s (0)
1 NICKS PICK	2	8.1m	1:59.49	56.37s (0)	27.77s (0)
4 HELLO ITS ME	3	9.0m	1:59.55	56.07s (1)	27.54s (2)
5 SCOTCH EN ICE	4	9.9m	1:59.62	55.79s (1)	27.27s (1)
10 WOODLANDS WONDER	5	13.1m	1:59.85	56.12s (0)	27.52s (0)
8 BLUE SHARD	6	15.1m	1:59.99	56.57s (0)	27.96s (0)
2 SWEET APPEAL	7	15.6m	2:00.03	56.85s (1)	28.28s (1)
6 THE RAGNBONE MAN	8	27.6m	2:00.90	56.77s (0)	28.20s (0)
7 LIVING GRAND	9	396.2m	2:27.57	66.29s (0)	32.71s (0)

Finish Position and metres gained from 800m



Sectionals
Powered by

PJ HARNES ANALYSER **NEW**

Learn the power of sectionals

Check us out at www.pjdata.com.au

The Racing Queensland Board (trading as Racing Queensland) and provider are not responsible for the completeness or accuracy of any of the information contained herein, and makes no representations about its suitability for any purpose.

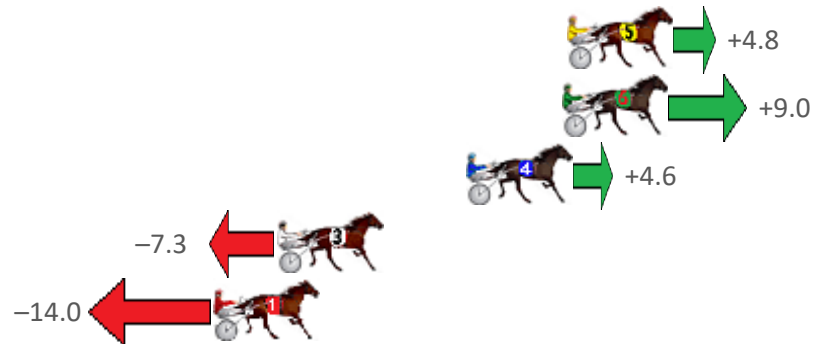
Albion Park Race 6 Distance 2138m

Tuesday, 26 January 2021

Gross Time: 2:41.50 MileRate: 2:01.60 LeadTime: 41.60s First Qtr: 33.10s Second Qtr: 30.60s Third Qtr: 28.40s Fourth Qtr: 27.80s

NoHorse	Plc	Margin	Time	800Time (W)	400 Time (W)
5 THATS HOW WEROLL	1	0.0m	2:41.50	55.86s (1)	27.58s (1)
6 ARTHUR LOWE	2	0.2m	2:41.51	55.57s (1)	27.29s (1)
4 AQUA MISS	3	4.0m	2:41.79	55.88s (0)	27.25s (1)
3 HEREUX HOMME	4	11.5m	2:42.34	56.71s (0)	28.26s (0)
1 SABRAGE	5	14.0m	2:42.52	57.18s (0)	28.77s (0)

Finish Position and metres gained from 800m



Sectionals
Powered by

PJ HARNESS ANALYSER **NEW**

Learn the power of sectionals

Check us out at www.pjdata.com.au

The Racing Queensland Board (trading as Racing Queensland) and provider are not responsible for the completeness or accuracy of any of the information contained herein, and makes no representations about its suitability for any purpose.

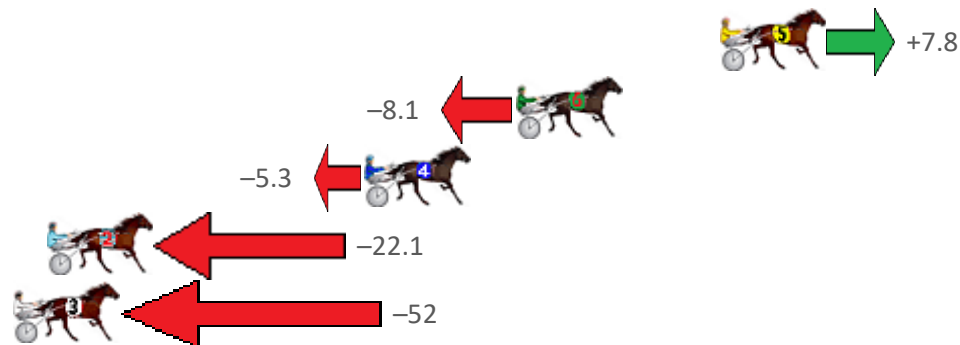
Albion Park Race 7 Distance 2138m

Tuesday, 26 January 2021

Gross Time: 2:49.00 MileRate: 2:06.00 LeadTime: 44.50s First Qtr: 33.90s Second Qtr: 32.90s Third Qtr: 28.90s Fourth Qtr: 28.80s

NoHorse	Plc	Margin	Time	800Time (W)	400 Time (W)
5 ALADDIN SANE	1	0.0m	2:49.00	57.14s (1)	28.46s (1)
6 HEART OF CHANGE	2	8.1m	2:49.61	58.28s (0)	29.38s (0)
4 SPIDERS DEVIL	3	14.1m	2:50.07	58.08s (0)	29.14s (1)
2 CLOVER LOU	4	26.7m	2:51.02	59.29s (0)	30.12s (0)
3 CHASING GREAT	5	69.3m	2:54.24	61.41s (0)	31.61s (0)

Finish Position and metres gained from 800m



Sectionals
Powered by

PJ HARNESS ANALYSER **NEW**

Learn the power of sectionals

Check us out at www.pjdata.com.au

The Racing Queensland Board (trading as Racing Queensland) and provider are not responsible for the completeness or accuracy of any of the information contained herein, and makes no representations about its suitability for any purpose.