

# Albion Park Race 1 Distance 2647m

Tuesday, 19 January 2021

Gross Time: 3:27.90 MileRate: 2:06.40 LeadTime: 86.30s First Qtr: 31.60s Second Qtr: 31.90s Third Qtr: 29.40s Fourth Qtr: 28.70s

NoHorse	Plc	Margin	Time	800Time (W)	400 Time (W)
3 ROSEHILL MAGIC	1	0.0m	3:27.90	58.10s (0)	28.70s (0)
7 ORLANDO JOLT	2	1.1m	3:27.98	57.88s (1)	28.65s (1)
1 CHASING GREAT	3	1.1m	3:27.98	57.88s (0)	28.48s (0)
6 ALADDIN SANE	4	1.5m	3:28.01	56.98s (2)	28.45s (2)
5 HEART OF CHANGE	5	10.1m	3:28.66	58.21s (1)	28.98s (1)
4 THE REAPER	6	18.2m	3:29.27	58.49s (1)	29.31s (2)
2 NORAH'S FLING	7	19.4m	3:29.36	58.87s (0)	29.41s (0)

Finish Position and metres gained from 800m



Sectionals  
Powered by

**PJ HARNESS ANALYSER** **NEW**  
Learn the power of sectionals  
Check us out at [www.pjdata.com.au](http://www.pjdata.com.au)



The Racing Queensland Board (trading as Racing Queensland) and provider are not responsible for the completeness or accuracy of any of the information contained herein, and makes no representations about its suitability for any purpose.

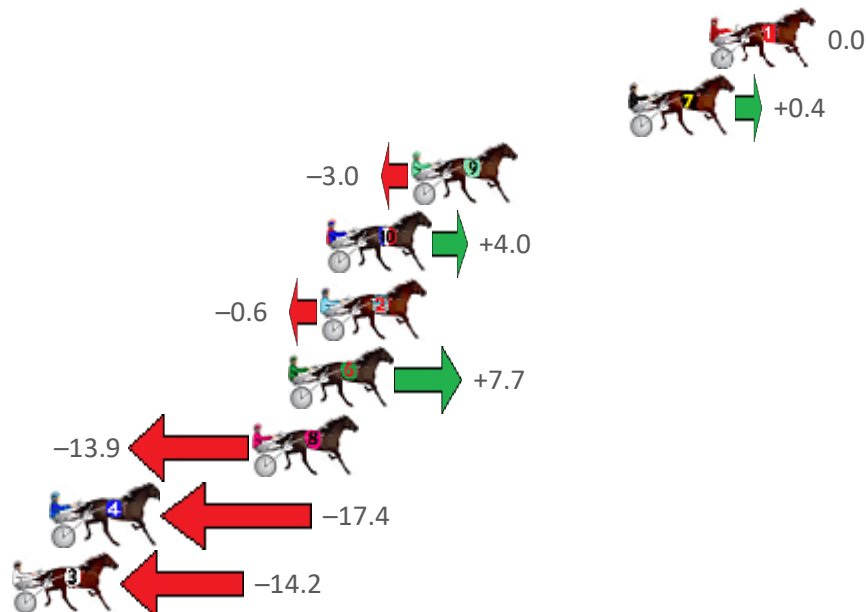
# Albion Park Race 2 Distance 1660m

Tuesday, 19 January 2021

Gross Time: 1:59.30 MileRate: 1:55.60 LeadTime: 3.60s First Qtr: 29.70s Second Qtr: 29.50s Third Qtr: 28.60s Fourth Qtr: 27.90s

NoHorse	Plc	Margin	Time	800Time (W)	400 Time (W)
1 SUNNY RICE	1	0.0m	1:59.30	56.50s (0)	27.90s (0)
7 SCOTCH EN ICE	2	3.2m	1:59.53	56.47s (1)	27.98s (1)
9 THE RAGNBONE MAN	3	11.8m	2:00.17	56.71s (0)	28.09s (0)
10 BLUE SHARD	4	15.2m	2:00.42	56.22s (1)	27.97s (2)
2 GROOVY MISS ANNIE	5	15.4m	2:00.43	56.54s (0)	28.02s (0)
6 NICKS PICK	6	16.7m	2:00.53	55.96s (1)	27.75s (2)
8 BETTOR WATCH HIM	7	18.1m	2:00.63	57.48s (0)	28.84s (0)
4 SHEZONTEROCKS	8	26.0m	2:01.21	57.72s (1)	29.13s (1)
3 SHEZALUCKYLADY	9	27.6m	2:01.32	57.50s (1)	29.12s (2)

Finish Position and metres gained from 800m



Sectionals  
Powered by

**PJ HARNES ANALYSER** **NEW**

Learn the power of sectionals

Check us out at [www.pjdata.com.au](http://www.pjdata.com.au)

The Racing Queensland Board (trading as Racing Queensland) and provider are not responsible for the completeness or accuracy of any of the information contained herein, and makes no representations about its suitability for any purpose.

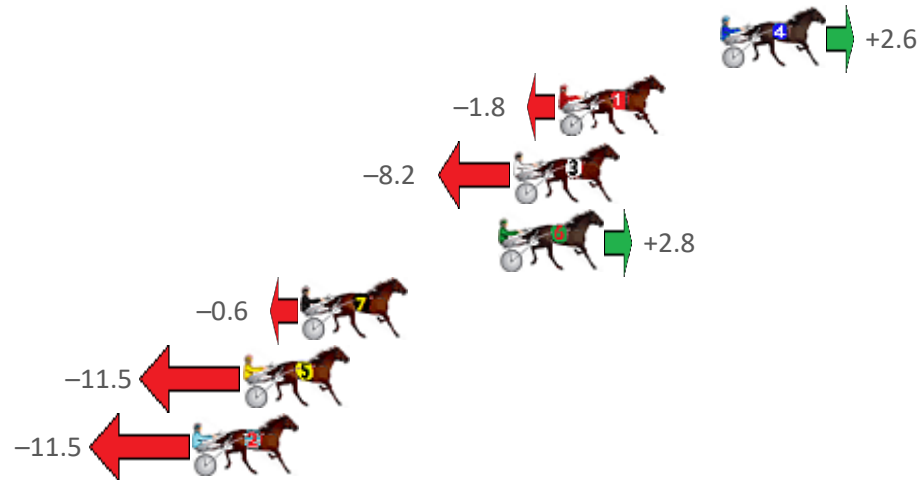
# Albion Park Race 3 Distance 2138m

Tuesday, 19 January 2021

Gross Time: 2:33.10 MileRate: 1:55.20 LeadTime: 37.90s First Qtr: 30.50s Second Qtr: 29.20s Third Qtr: 27.60s Fourth Qtr: 27.90s

NoHorse	Plc	Margin	Time	800Time (W)	400 Time (W)
4 THE HERVEY BAY	1	0.0m	2:33.10	55.32s (1)	27.87s (1)
1 RECIPE FOR DREAMING	2	6.4m	2:33.57	55.62s (0)	28.00s (0)
3 PORTALEGRE	3	8.2m	2:33.70	56.07s (0)	28.47s (0)
6 OUR BALOU	4	8.8m	2:33.75	55.31s (1)	27.82s (1)
7 THEARTOFINFUSION	5	16.6m	2:34.32	55.54s (1)	28.04s (1)
5 NIKITARAS	6	18.9m	2:34.49	56.29s (1)	28.85s (1)
2 RANIERI	7	20.9m	2:34.63	56.29s (0)	28.60s (0)

Finish Position and metres gained from 800m



Sectionals  
Powered by

**PJ HARNES ANALYSER** **NEW**

Learn the power of sectionals

Check us out at [www.pjdata.com.au](http://www.pjdata.com.au)

The Racing Queensland Board (trading as Racing Queensland) and provider are not responsible for the completeness or accuracy of any of the information contained herein, and makes no representations about its suitability for any purpose.

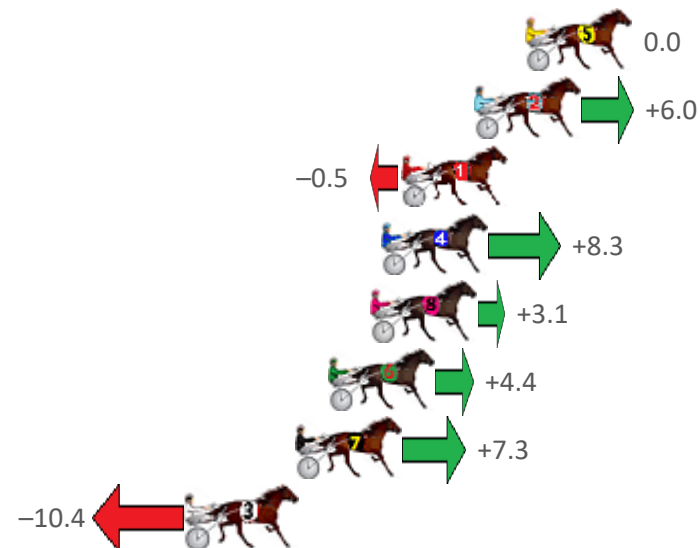
# Albion Park Race 4 Distance 2138m

Tuesday, 19 January 2021

Gross Time: 2:32.80 MileRate: 1:55.00 LeadTime: 37.60s First Qtr: 30.60s Second Qtr: 28.90s Third Qtr: 27.30s Fourth Qtr: 28.40s

NoHorse	Plc	Margin	Time	800Time (W)	400 Time (W)
5 KINGOFTHESTARS	1	0.0m	2:32.80	55.70s (0)	28.40s (0)
2 CLARRY	2	2.0m	2:32.95	55.28s (1)	27.82s (1)
1 COLONEL JOY	3	4.9m	2:33.17	55.73s (0)	28.36s (0)
4 JONAH JONES	4	5.7m	2:33.23	55.13s (0)	27.74s (0)
8 SAM IS PERFECTION	5	6.1m	2:33.26	55.49s (0)	28.11s (0)
6 SIR JULIAN	6	7.8m	2:33.38	55.40s (1)	27.92s (1)
7 BIG BANG LEONARD	7	9.1m	2:33.48	55.19s (1)	27.69s (1)
3 ITZ BETTOR TO WIN	8	13.4m	2:33.80	56.42s (1)	28.99s (1)

Finish Position and metres gained from 800m



Sectionals  
Powered by

**PJ HARNESS ANALYSER** **NEW**

Learn the power of sectionals

Check us out at [www.pjdata.com.au](http://www.pjdata.com.au)

The Racing Queensland Board (trading as Racing Queensland) and provider are not responsible for the completeness or accuracy of any of the information contained herein, and makes no representations about its suitability for any purpose.

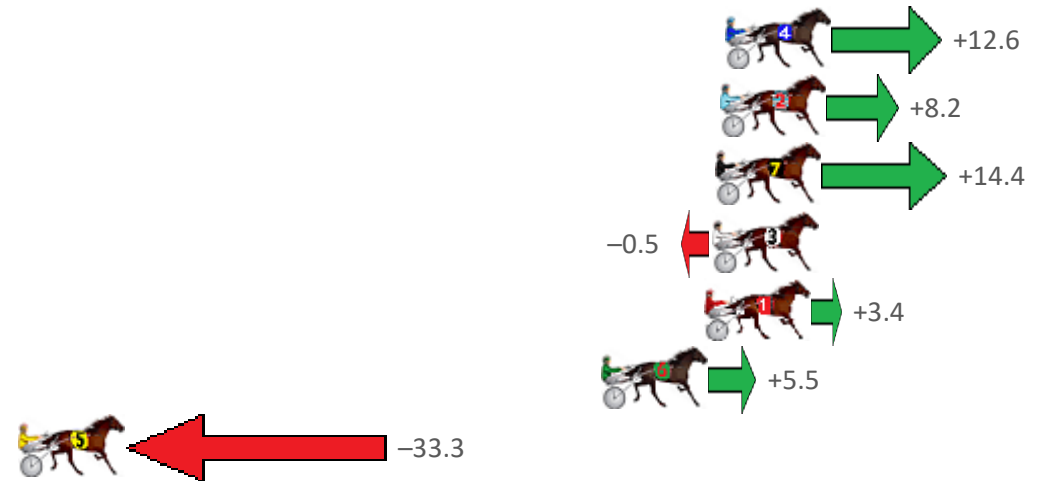
# Albion Park Race 5 Distance 2138m

Tuesday, 19 January 2021

Gross Time: 2:33.60 MileRate: 1:55.60 LeadTime: 36.10s First Qtr: 29.60s Second Qtr: 30.00s Third Qtr: 28.50s Fourth Qtr: 29.40s

NoHorse	Plc	Margin	Time	800Time (W)	400 Time (W)
4 IM COMPLIANT	1	0.0m	2:33.60	56.99s (0)	29.08s (1)
2 INTRANSIT	2	0.2m	2:33.62	57.31s (0)	28.68s (1)
7 SMITHSTARS LEXUS	3	0.4m	2:33.63	56.86s (2)	29.43s (1)
3 CHANTREY	4	0.5m	2:33.64	57.94s (0)	29.44s (0)
1 HOLY CAMP CLIVE	5	0.8m	2:33.66	57.66s (0)	29.12s (0)
6 FEEL THE REIGN	6	4.9m	2:33.98	57.50s (2)	29.51s (2)
5 MARK DENNIS	7	40.5m	2:36.72	60.30s (1)	31.28s (1)

## Finish Position and metres gained from 800m



Sectionals  
Powered by

**PJ HARNESS ANALYSER** **NEW**

Learn the power of sectionals

Check us out at [www.pjdata.com.au](http://www.pjdata.com.au)

The Racing Queensland Board (trading as Racing Queensland) and provider are not responsible for the completeness or accuracy of any of the information contained herein, and makes no representations about its suitability for any purpose.


# Albion Park Race 6 Distance 1660m

Tuesday, 19 January 2021

Gross Time: 1:58.00 MileRate: 1:54.40 LeadTime: 3.40s First Qtr: 28.00s Second Qtr: 30.40s Third Qtr: 27.50s Fourth Qtr: 28.70s

NoHorse	Plc	Margin	Time	800Time (W)	400 Time (W)
4 KOTARE ELITE	1	0.0m	1:58.00	55.77s (1)	28.30s (1)
8 FLAME LADY	2	2.1m	1:58.16	55.70s (0)	28.16s (0)
6 BOOMCHUCKALUCKA	3	2.4m	1:58.18	56.27s (1)	28.80s (1)
1 SWEET APPEAL	4	4.8m	1:58.36	56.21s (0)	28.70s (0)
3 BONDI SHAKE	5	5.2m	1:58.39	56.56s (0)	29.07s (0)
2 LANCELOT BROMAC	6	12.9m	1:58.97	56.04s (1)	28.16s (1)
10 COULDNTELLYA	7	16.6m	1:59.25	56.09s (0)	28.02s (0)
7 BLOOD MONEY	8	17.7m	1:59.33	56.03s (1)	28.21s (1)
5 TIMENPATIENCE	9	30.9m	2:00.33	57.60s (1)	29.89s (1)
9 SIR JUJON	10	35.7m	2:00.69	57.73s (0)	29.69s (0)

Finish Position and metres gained from 800m



Sectionals  
Powered by

**PJ HARNESS ANALYSER** **NEW**

Learn the power of sectionals

Check us out at [www.pjdata.com.au](http://www.pjdata.com.au)

The Racing Queensland Board (trading as Racing Queensland) and provider are not responsible for the completeness or accuracy of any of the information contained herein, and makes no representations about its suitability for any purpose.

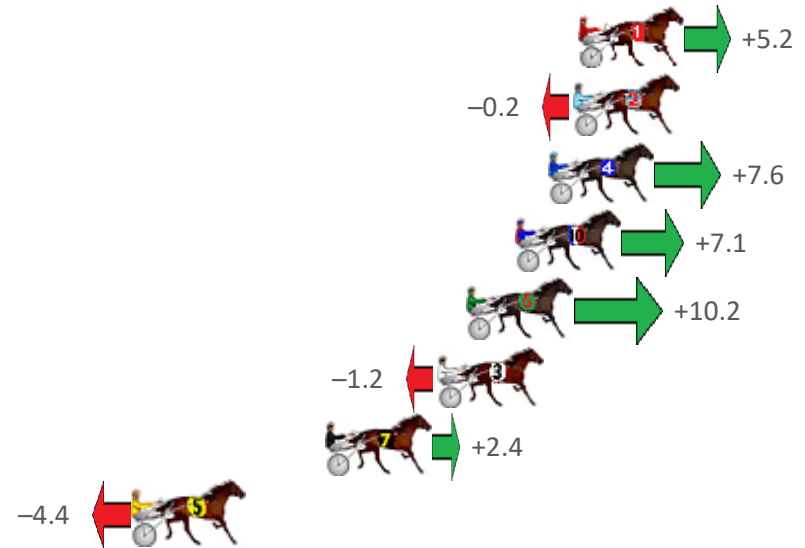
# Albion Park Race 7 Distance 1660m

Tuesday, 19 January 2021

Gross Time: 1:58.90 MileRate: 1:55.20 LeadTime: 3.40s First Qtr: 28.90s Second Qtr: 31.20s Third Qtr: 27.10s Fourth Qtr: 28.30s

NoHorse	Plc	Margin	Time	800Time (W)	400 Time (W)
1 ICE PICK ANGIE	1	0.0m	1:58.90	55.04s (0)	27.93s (0)
2 COPPERFIELD	2	0.2m	1:58.91	55.41s (0)	28.31s (0)
4 SOHO TSUNAMI	3	1.2m	1:58.99	54.88s (1)	27.85s (2)
10 NIMAH FRANCO	4	2.5m	1:59.09	54.91s (0)	27.73s (0)
6 LARRY LINCOLN	5	4.4m	1:59.23	54.70s (0)	27.47s (0)
3 FROST EN ICE	6	5.6m	1:59.32	55.48s (1)	28.50s (1)
7 MAJOR FERNCO	7	10.0m	1:59.64	55.23s (2)	28.76s (2)
5 MACHIN OUT	8	17.6m	2:00.21	55.70s (1)	28.55s (1)

Finish Position and metres gained from 800m



Sectionals  
Powered by

**PJ HARNESS ANALYSER** **NEW**

Learn the power of sectionals

Check us out at [www.pjdata.com.au](http://www.pjdata.com.au)

The Racing Queensland Board (trading as Racing Queensland) and provider are not responsible for the completeness or accuracy of any of the information contained herein, and makes no representations about its suitability for any purpose.

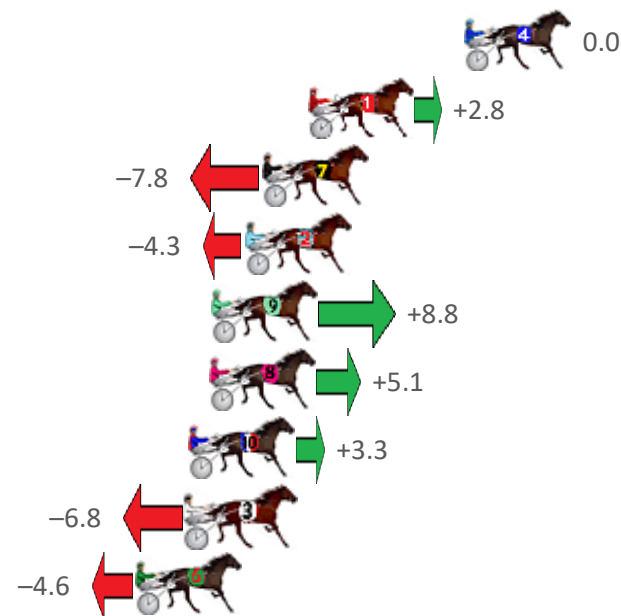
# Albion Park Race 8 Distance 1660m

Tuesday, 19 January 2021

Gross Time: 1:57.70 MileRate: 1:54.10 LeadTime: 3.40s First Qtr: 26.30s Second Qtr: 31.50s Third Qtr: 28.20s Fourth Qtr: 28.30s

NoHorse	Plc	Margin	Time	800Time (W)	400 Time (W)
4 SPARKLING COLLECT	1	0.0m	1:57.70	56.50s (0)	28.30s (0)
1 COMMODORE JUJON	2	6.2m	1:58.16	56.30s (0)	27.98s (0)
7 MAYWYNS COURAGE	3	8.0m	1:58.29	57.05s (1)	28.78s (1)
2 LITTLE CHANGE	4	8.7m	1:58.35	56.80s (1)	28.50s (1)
9 GODDESS JUJON	5	10.0m	1:58.44	55.88s (1)	28.15s (2)
8 LUCKY UNLUCKY	6	10.1m	1:58.45	56.14s (0)	28.00s (1)
10 BUMPER	7	10.9m	1:58.51	56.27s (1)	28.59s (2)
3 SABRAGE	8	11.0m	1:58.52	56.98s (0)	28.71s (0)
6 HEREUX HOMME	9	13.0m	1:58.67	56.82s (1)	28.51s (1)

Finish Position and metres gained from 800m



Sectionals  
Powered by

**PJ HARNESS ANALYSER** **NEW**

Learn the power of sectionals

Check us out at [www.pjdata.com.au](http://www.pjdata.com.au)

The Racing Queensland Board (trading as Racing Queensland) and provider are not responsible for the completeness or accuracy of any of the information contained herein, and makes no representations about its suitability for any purpose.