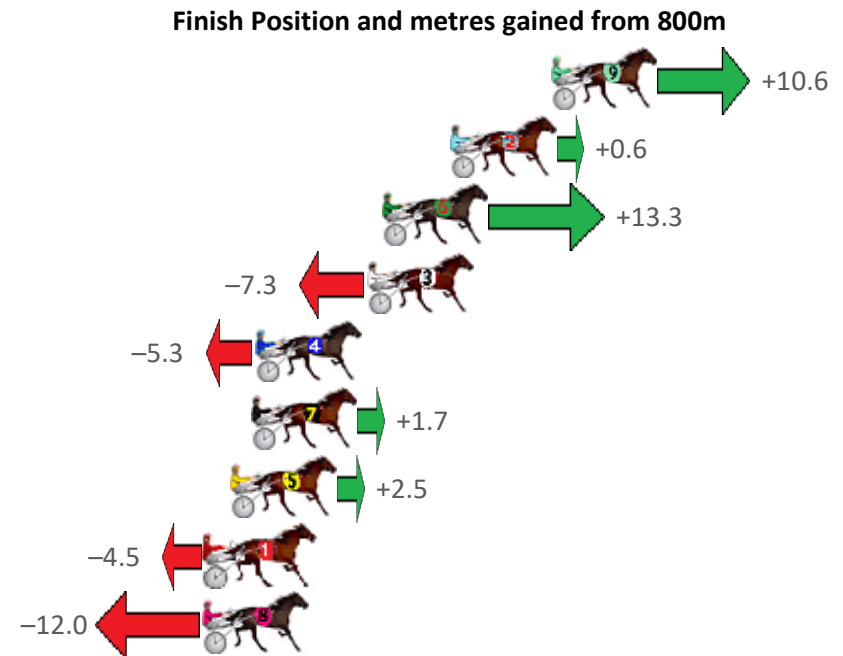


Redcliffe Race 1 Distance 2040m

Wednesday, 13 January 2021

Gross Time: 2:31.60 MileRate: 1:59.60 LeadTime: 30.30s First Qtr: 31.60s Second Qtr: 30.90s Third Qtr: 29.30s Fourth Qtr: 29.50s

NoHorse	Plc	Margin	Time	800Time (W)	400 Time (W)
9 VENUS JUJON	1	0.0m	2:31.60	58.03s (1)	28.59s (2)
2 CAMROLLER	2	4.0m	2:31.91	58.76s (0)	29.47s (0)
6 SO BOBS YOUR UNCLE	3	6.7m	2:32.12	57.83s (1)	28.66s (1)
3 ROCKNROLL DUDE	4	7.3m	2:32.16	59.33s (0)	30.04s (0)
4 MISS KESHA	5	11.7m	2:32.50	59.19s (1)	29.77s (1)
7 NOLONGA YOUR CHOIC	6	11.9m	2:32.52	58.68s (0)	29.33s (0)
5 LA SAFRON	7	12.7m	2:32.58	58.62s (1)	29.30s (3)
1 DOLLARBILL	8	13.7m	2:32.66	59.13s (0)	29.80s (0)
8 OUR PEPPERJACK	9	13.8m	2:32.67	59.68s (1)	30.25s (1)



Sectionals
Powered by

PJ HARNES ANALYSER **NEW**

Learn the power of sectionals

Check us out at www.pjdata.com.au

The Racing Queensland Board (trading as Racing Queensland) and provider are not responsible for the completeness or accuracy of any of the information contained herein, and makes no representations about its suitability for any purpose.

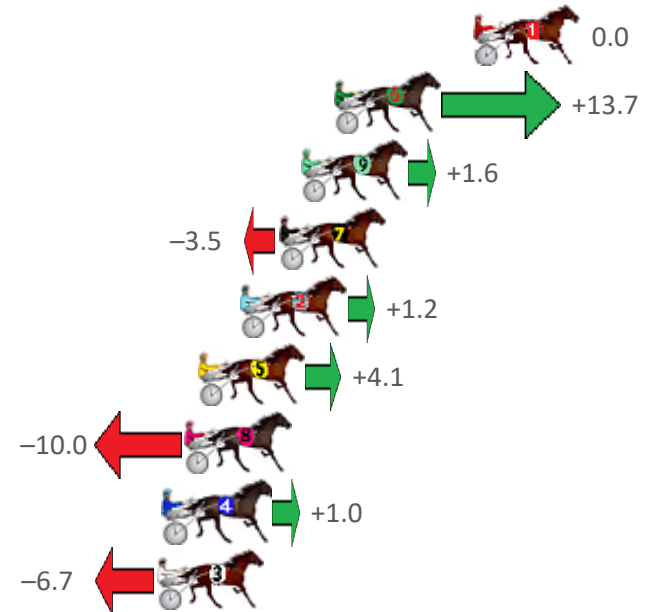
Redcliffe Race 2 Distance 1780m

Wednesday, 13 January 2021

Gross Time: 2:12.40 MileRate: 1:59.70 LeadTime: 11.80s First Qtr: 32.00s Second Qtr: 31.50s Third Qtr: 29.00s Fourth Qtr: 28.10s

No	Horse	Plc	Margin	Time	800Time (W)	400 Time (W)
1	MISSINMEMATE	1	0.0m	2:12.40	57.10s (0)	28.10s (0)
6	LITTLE CHANGE	2	5.5m	2:12.81	56.13s (1)	27.80s (2)
9	CONVAIR HUSTLER	3	6.8m	2:12.90	56.99s (0)	27.93s (0)
7	NIKALONG HENRY	4	7.7m	2:12.97	57.35s (0)	28.30s (0)
2	ONLY IN ROME	5	9.2m	2:13.08	57.01s (1)	27.89s (1)
5	KURAHAUPO GAMBLER	6	10.9m	2:13.21	56.81s (1)	28.50s (2)
8	HIGHVIEW FREDDY	7	11.4m	2:13.24	57.81s (1)	28.78s (1)
4	GETALOADATHISGIRL	8	12.2m	2:13.30	57.03s (0)	27.96s (0)
3	ADRENALINE RUSH	9	12.5m	2:13.32	57.58s (1)	28.57s (1)

Finish Position and metres gained from 800m



Sectionals
Powered by

PJ HARNESS ANALYSER **NEW**

Learn the power of sectionals

Check us out at www.pjdata.com.au

The Racing Queensland Board (trading as Racing Queensland) and provider are not responsible for the completeness or accuracy of any of the information contained herein, and makes no representations about its suitability for any purpose.

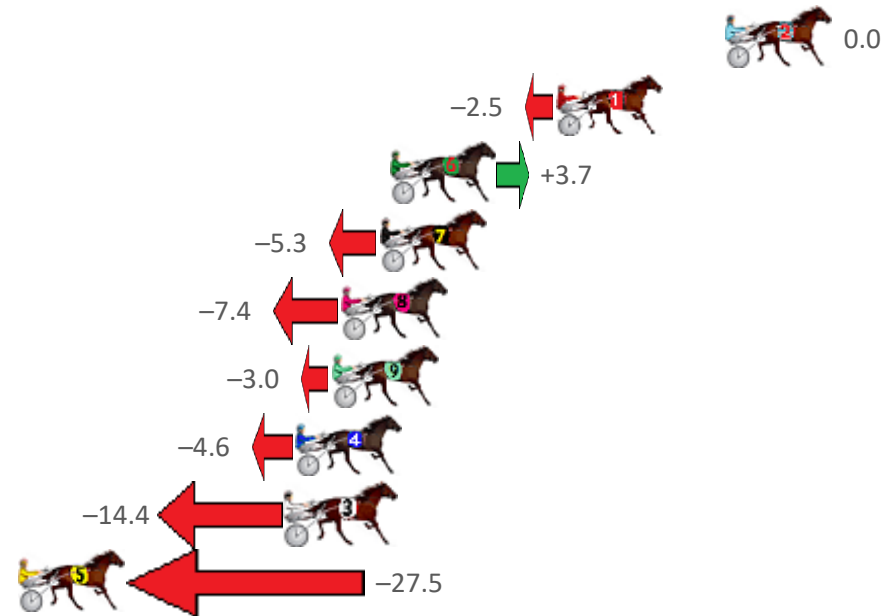
Redcliffe Race 3 Distance 2040m

Wednesday, 13 January 2021

Gross Time: 2:30.40 MileRate: 1:58.60 LeadTime: 31.50s First Qtr: 30.90s Second Qtr: 30.10s Third Qtr: 28.60s Fourth Qtr: 29.30s

NoHorse	Plc	Margin	Time	800Time (W)	400 Time (W)
2 RUM DELIGHT	1	0.0m	2:30.40	57.90s (0)	29.30s (0)
1 OUR ULTIMATE HANNA	2	6.7m	2:30.91	58.08s (0)	29.47s (0)
6 HOLDINGNO CURRENCY	3	13.3m	2:31.42	57.63s (1)	28.91s (0)
7 JOVIAL JULIE	4	13.7m	2:31.45	58.28s (0)	29.66s (0)
8 VOODOO FELLA	5	15.2m	2:31.57	58.43s (1)	29.77s (2)
9 MYKINDOFFEELING	6	15.6m	2:31.60	58.12s (1)	29.37s (1)
4 PACIFIC COIN	7	17.0m	2:31.71	58.23s (0)	29.58s (0)
3 VIEWBYTHEROCK	8	17.4m	2:31.74	58.94s (1)	30.23s (1)
5 ANDREW JAY	9	44.5m	2:33.82	59.88s (2)	31.07s (1)

Finish Position and metres gained from 800m



Sectionals
Powered by

PJ HARNESS ANALYSER **NEW**

Learn the power of sectionals

Check us out at www.pjdata.com.au

The Racing Queensland Board (trading as Racing Queensland) and provider are not responsible for the completeness or accuracy of any of the information contained herein, and makes no representations about its suitability for any purpose.

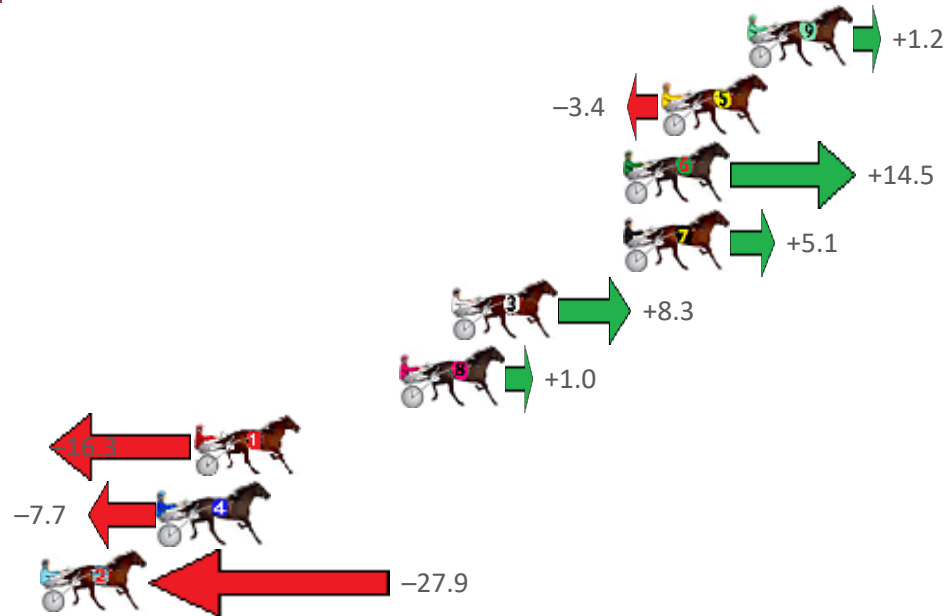
Redcliffe Race 4 Distance 1780m

Wednesday, 13 January 2021

Gross Time: 2:12.10 MileRate: 1:59.50 LeadTime: 11.40s First Qtr: 29.70s Second Qtr: 31.20s Third Qtr: 29.30s Fourth Qtr: 30.50s

NoHorse	Plc	Margin	Time	800Time (W)	400 Time (W)
9 MY ULTIMATE HESTON	1	0.0m	2:12.10	59.71s (1)	30.21s (1)
5 ROUSEY	2	3.4m	2:12.37	60.05s (0)	30.76s (0)
6 TOANUI SPIRIT	3	4.9m	2:12.49	58.72s (1)	29.51s (2)
7 ALL GOOD WALLY	4	4.9m	2:12.49	59.42s (0)	29.87s (0)
3 ROCKNROLL DA GAMA	5	11.7m	2:13.03	59.18s (0)	29.96s (1)
8 BARBOO	6	13.8m	2:13.20	59.73s (1)	30.53s (2)
1 WILLSINTOWN	7	21.9m	2:13.85	61.01s (0)	31.48s (0)
4 MELTON XMAS GIRL	8	23.3m	2:13.96	60.37s (0)	30.92s (0)
2 SHESFEELINPRECIOUS	9	38.3m	2:15.16	61.87s (1)	32.36s (1)

Finish Position and metres gained from 800m



Sectionals
Powered by

PJ HARNESS ANALYSER **NEW**

Learn the power of sectionals

Check us out at www.pjdata.com.au



The Racing Queensland Board (trading as Racing Queensland) and provider are not responsible for the completeness or accuracy of any of the information contained herein, and makes no representations about its suitability for any purpose.

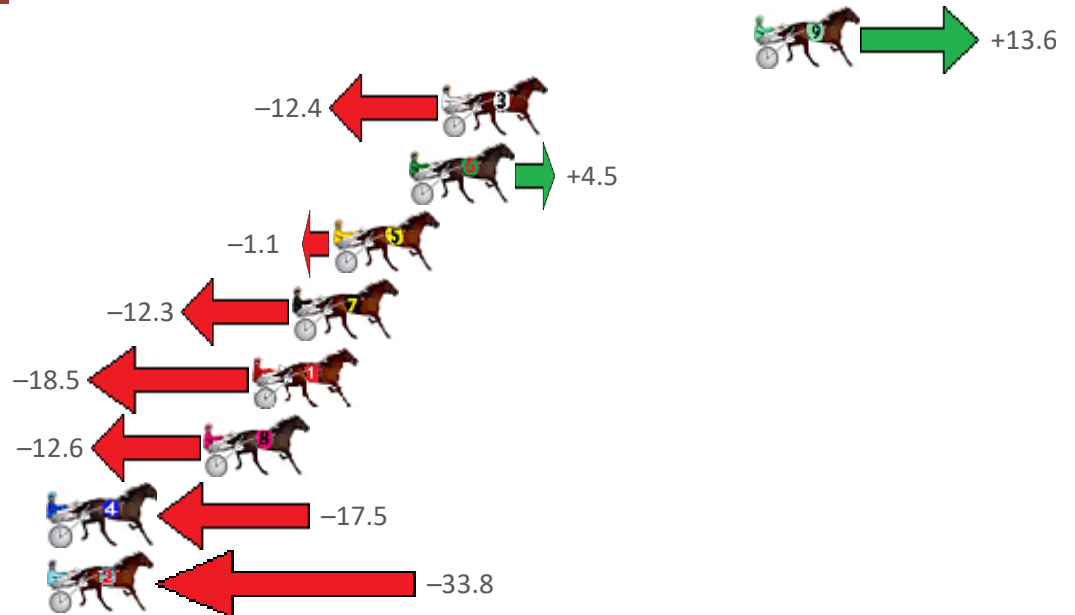
Redcliffe Race 5 Distance 1780m

Wednesday, 13 January 2021

Gross Time: 2:10.00 MileRate: 1:57.50 LeadTime: 11.70s First Qtr: 29.40s Second Qtr: 30.40s Third Qtr: 28.80s Fourth Qtr: 29.70s

No	Horse	Plc	Margin	Time	800Time (W)	400 Time (W)
9	GWENDALION	1	0.0m	2:10.00	57.51s (1)	29.70s (0)
3	DARBY BRIGHTS	2	12.4m	2:10.97	59.40s (1)	30.05s (0)
6	GO ANNE GO	3	13.7m	2:11.07	58.17s (1)	30.33s (1)
5	TORQUE IS MY GIRL	4	16.7m	2:11.30	58.58s (0)	29.54s (2)
7	LIFEINHEAVEN	5	18.3m	2:11.42	59.39s (0)	29.57s (0)
1	BETTING BARON	6	19.9m	2:11.55	59.85s (0)	30.09s (0)
8	TODAYS HERO	7	21.8m	2:11.70	59.42s (1)	29.85s (1)
4	HESLUVABLE	8	27.9m	2:12.17	59.77s (0)	30.03s (2)
2	ONYAJANS	9	38.0m	2:12.96	60.96s (1)	31.38s (1)

Finish Position and metres gained from 800m



Sectionals
Powered by

PJ HARNES ANALYSER **NEW**

Learn the power of sectionals

Check us out at www.pjdata.com.au

The Racing Queensland Board (trading as Racing Queensland) and provider are not responsible for the completeness or accuracy of any of the information contained herein, and makes no representations about its suitability for any purpose.

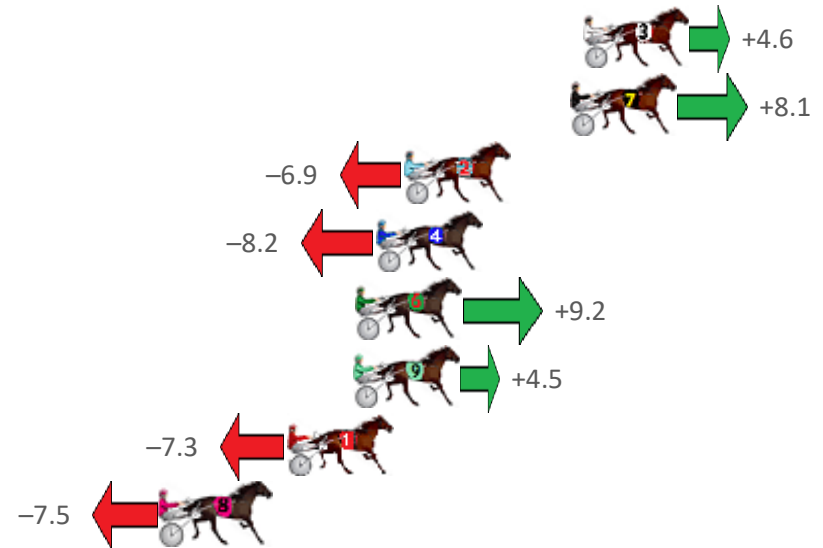
Redcliffe Race 6 Distance 2040m

Wednesday, 13 January 2021

Gross Time: 2:34.20 MileRate: 2:01.70 LeadTime: 31.40s First Qtr: 31.50s Second Qtr: 30.70s Third Qtr: 29.90s Fourth Qtr: 30.70s

NoHorse	Plc	Margin	Time	800Time (W)	400 Time (W)
3 SHESA PEARLA	1	0.0m	2:34.20	60.25s (1)	30.29s (1)
7 MISS CATALINA	2	0.5m	2:34.24	59.99s (0)	30.07s (0)
2 PITTSWORTH MAN	3	7.1m	2:34.77	61.12s (0)	31.24s (0)
4 GUTS	4	8.2m	2:34.86	61.22s (1)	31.26s (1)
6 AROONA	5	9.0m	2:34.92	59.91s (1)	30.52s (2)
9 BEEF CITY STARZZZ	6	9.1m	2:34.93	60.26s (1)	30.30s (1)
1 ALLY PINK	7	11.7m	2:35.14	61.15s (0)	31.24s (0)
8 GIGANTIC JASPER	8	16.7m	2:35.54	61.16s (1)	31.20s (1)

Finish Position and metres gained from 800m



Sectionals
Powered by

PJ HARNESS ANALYSER **NEW**

Learn the power of sectionals

Check us out at www.pjdata.com.au

The Racing Queensland Board (trading as Racing Queensland) and provider are not responsible for the completeness or accuracy of any of the information contained herein, and makes no representations about its suitability for any purpose.

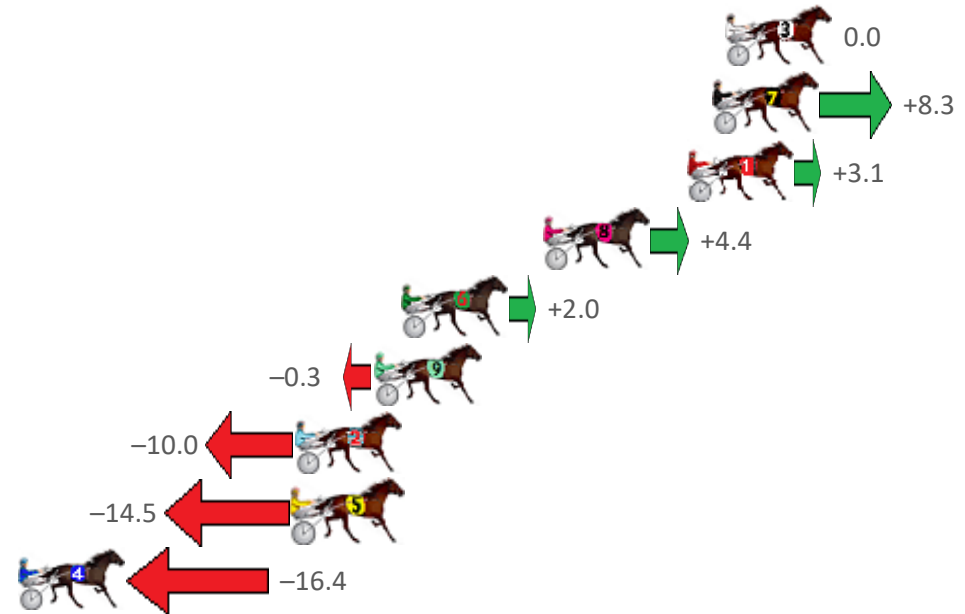
Redcliffe Race 7 Distance 2040m

Wednesday, 13 January 2021

Gross Time: 2:33.30 MileRate: 2:00.90 LeadTime: 30.40s First Qtr: 31.70s Second Qtr: 30.90s Third Qtr: 29.30s Fourth Qtr: 31.00s

NoHorse	Plc	Margin	Time	800Time (W)	400 Time (W)
3 TORQUE TO THE MAX	1	0.0m	2:33.30	60.30s (0)	31.00s (0)
7 GHOST GUM	2	0.5m	2:33.34	59.68s (0)	30.30s (0)
1 WEASEL	3	1.5m	2:33.42	60.07s (0)	30.71s (0)
8 DUKE	4	7.2m	2:33.88	59.97s (1)	30.40s (1)
6 JINGLES BROMAC	5	12.8m	2:34.34	60.15s (2)	31.62s (2)
9 MELTON LUCKY	6	13.9m	2:34.43	60.32s (0)	30.95s (0)
2 RISKY BUZINESS	7	17.0m	2:34.68	61.05s (1)	31.52s (1)
5 IT AINT ROYAL	8	17.1m	2:34.69	61.39s (1)	31.93s (1)
4 GIDUP DARCY	9	33.0m	2:35.98	61.53s (1)	32.53s (2)

Finish Position and metres gained from 800m



Sectionals
Powered by

PJ HARNES ANALYSER **NEW**

Learn the power of sectionals

Check us out at www.pjdata.com.au

The Racing Queensland Board (trading as Racing Queensland) and provider are not responsible for the completeness or accuracy of any of the information contained herein, and makes no representations about its suitability for any purpose.

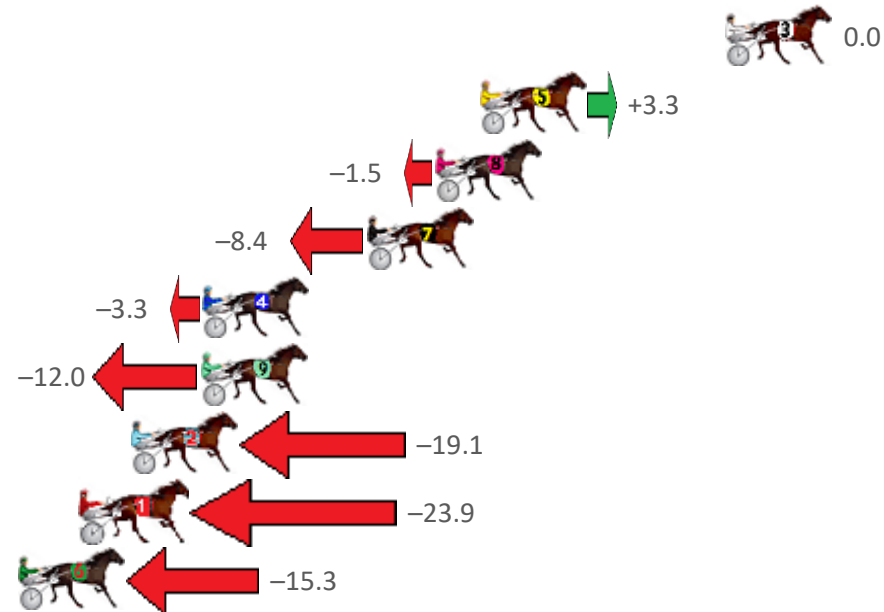
Redcliffe Race 8 Distance 1780m

Wednesday, 13 January 2021

Gross Time: 2:13.20 MileRate: 2:00.40 LeadTime: 12.10s First Qtr: 29.90s Second Qtr: 30.90s Third Qtr: 29.90s Fourth Qtr: 30.40s

NoHorse	Plc	Margin	Time	800Time (W)	400 Time (W)
3 MAKINMEFEELGOOD	1	0.0m	2:13.20	60.30s (1)	30.25s (2)
5 GROOVY MISS ANNIE	2	9.7m	2:13.97	60.05s (1)	30.12s (2)
8 FLIGHTNFIGHT	3	11.5m	2:14.12	60.41s (0)	30.65s (0)
7 LEAPING LEO	4	14.2m	2:14.33	60.93s (0)	31.47s (0)
4 ABBEY DIADEMA	5	20.7m	2:14.85	60.55s (1)	30.63s (2)
9 LITTLEDEE	6	20.8m	2:14.86	61.20s (1)	31.28s (2)
2 ITS YOU NOT ME	7	23.5m	2:15.07	61.73s (1)	31.62s (1)
1 IM ISABELLA	8	25.5m	2:15.23	62.09s (0)	32.21s (1)
6 MELTON MAX GENTLE	9	31.9m	2:15.74	61.45s (0)	31.80s (0)

Finish Position and metres gained from 800m



Sectionals
Powered by

PJ HARNESS ANALYSER **NEW**

Learn the power of sectionals

Check us out at www.pjdata.com.au

The Racing Queensland Board (trading as Racing Queensland) and provider are not responsible for the completeness or accuracy of any of the information contained herein, and makes no representations about its suitability for any purpose.

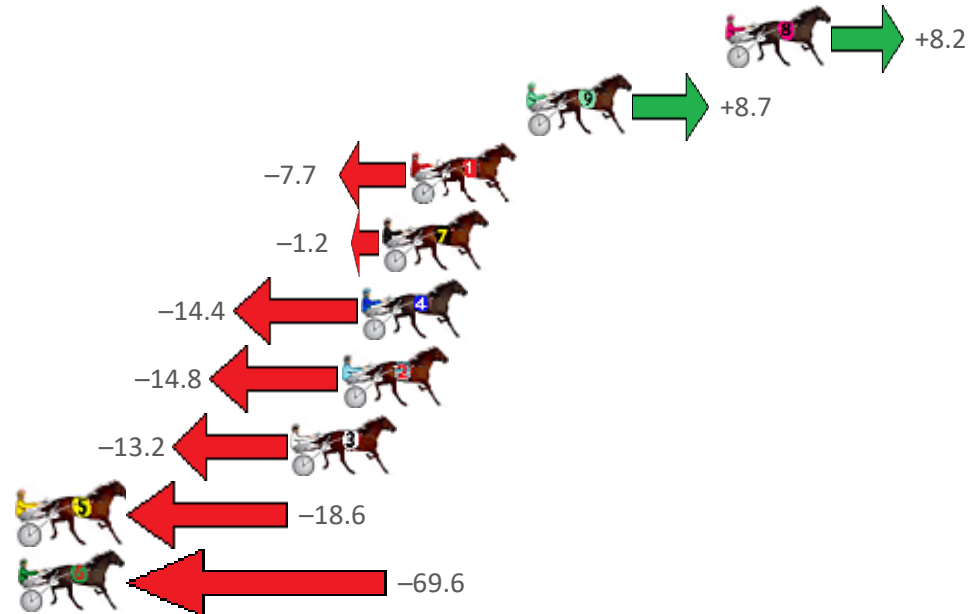
Redcliffe Race 9 Distance 1780m

Wednesday, 13 January 2021

Gross Time: 2:13.40 MileRate: 2:00.60 LeadTime: 11.70s First Qtr: 30.30s Second Qtr: 30.70s Third Qtr: 29.60s Fourth Qtr: 31.10s

No	Horse	Plc	Margin	Time	800Time (W)	400 Time (W)
8	RAYONG PRINCESS	1	0.0m	2:13.40	60.08s (1)	30.87s (2)
9	FORTYFIVE ROCK	2	7.9m	2:14.04	60.04s (2)	31.08s (2)
1	MANY DELIGHTS	3	12.5m	2:14.42	61.28s (0)	31.66s (0)
7	DARTESIAN	4	13.6m	2:14.51	60.79s (1)	31.42s (1)
4	IMA REGAL JET	5	14.4m	2:14.57	61.79s (1)	32.21s (1)
2	KID CALVERT	6	15.2m	2:14.64	61.82s (0)	32.23s (0)
3	SCHOOBY	7	17.2m	2:14.80	61.70s (1)	32.06s (1)
5	TEACHERS PET	8	28.0m	2:15.68	62.10s (0)	32.46s (0)
6	ARK	9	189.6m	2:28.82	65.95s (0)	34.16s (0)

Finish Position and metres gained from 800m



Sectionals
Powered by

PJ HARNESS ANALYSER **NEW**

Learn the power of sectionals

Check us out at www.pjdata.com.au

The Racing Queensland Board (trading as Racing Queensland) and provider are not responsible for the completeness or accuracy of any of the information contained herein, and makes no representations about its suitability for any purpose.

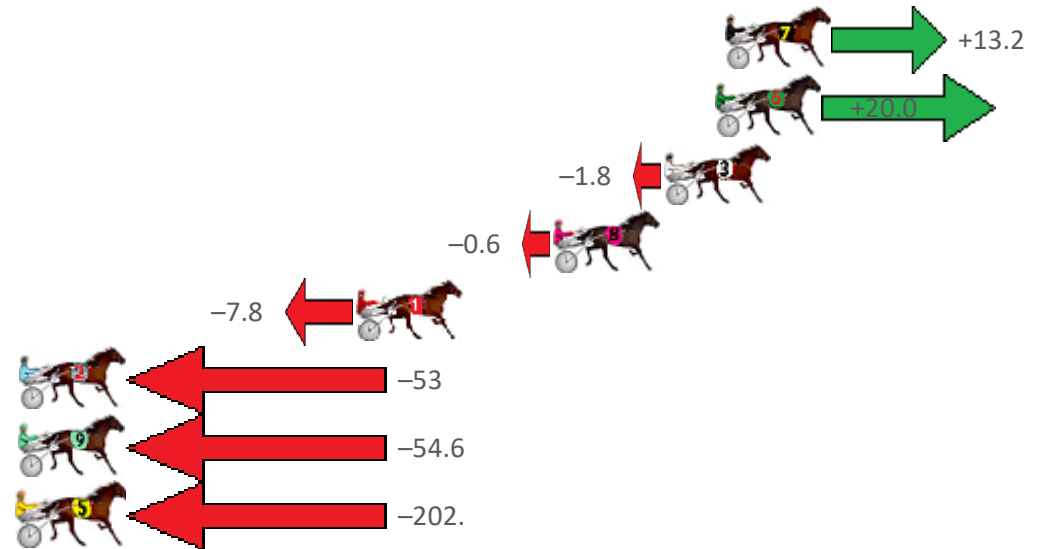
Redcliffe Race 10 Distance 2040m

Wednesday, 13 January 2021

Gross Time: 2:37.70 MileRate: 2:04.40 LeadTime: 32.90s First Qtr: 33.60s Second Qtr: 30.20s Third Qtr: 29.20s Fourth Qtr: 31.80s

NoHorse	Plc	Margin	Time	800Time (W)	400 Time (W)
7 LEFT IN THE WIND	1	0.0m	2:37.70	60.00s (0)	30.95s (1)
6 CRIME BOSS	2	0.4m	2:37.73	59.48s (1)	30.41s (2)
3 JAMES THE JET	3	2.4m	2:37.90	61.14s (0)	31.99s (0)
8 SHESFEELINSPECIAL	4	6.8m	2:38.26	61.05s (1)	31.96s (0)
1 WEDDING NIGHT	5	14.6m	2:38.91	61.59s (0)	32.12s (0)
2 DREAMOUTS NIECE	6	52.9m	2:42.09	65.01s (1)	35.54s (1)
9 IAM ROCHELLES ART	7	68.0m	2:43.35	65.14s (1)	35.88s (1)
5 HURRIKANE KAT	8	205.4m	2:54.76	76.38s (2)	41.71s (1)

Finish Position and metres gained from 800m



Sectionals
Powered by

PJ HARNESS ANALYSER **NEW**

Learn the power of sectionals

Check us out at www.pjdata.com.au

The Racing Queensland Board (trading as Racing Queensland) and provider are not responsible for the completeness or accuracy of any of the information contained herein, and makes no representations about its suitability for any purpose.