

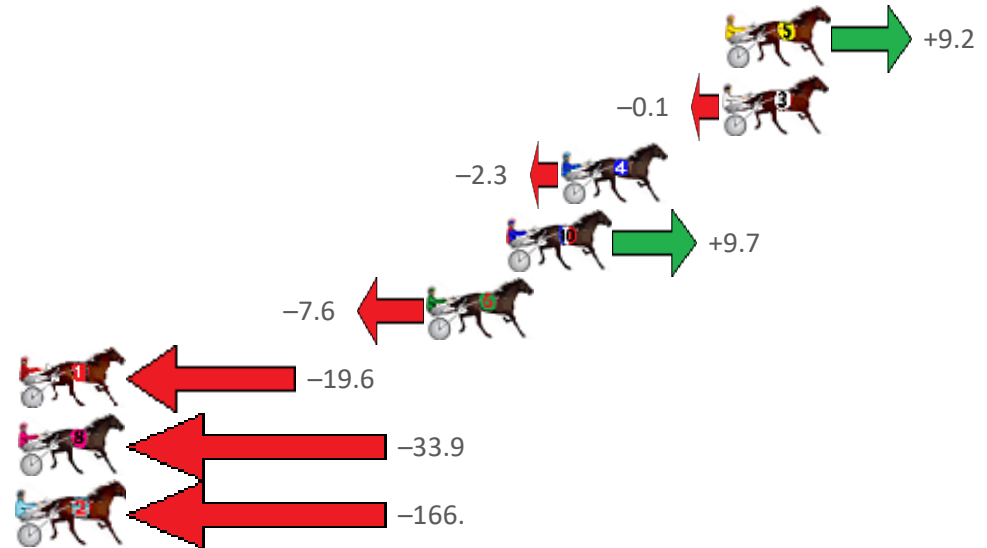
Albion Park Race 1 Distance 2138m

Friday, 8 January 2021

Gross Time: 2:48.90 MileRate: 2:06.00 LeadTime: 44.80s First Qtr: 32.90s Second Qtr: 30.50s Third Qtr: 29.10s Fourth Qtr: 31.60s

NoHorse	Plc	Margin	Time	800Time (W)	400 Time (W)
5 HEDGE YOUR BET	1	0.0m	2:48.90	60.01s (0)	31.05s (2)
3 TOUCHE DE FLING	2	0.1m	2:48.91	60.71s (0)	31.61s (0)
4 NO LOVE ABOUT IT	3	6.5m	2:49.44	60.87s (0)	31.72s (0)
10 KYVALLEY TINMAN	4	8.7m	2:49.62	59.97s (1)	30.84s (1)
6 KAPAI	5	11.8m	2:49.87	61.27s (1)	32.29s (1)
1 CRAZY BEN	6	31.2m	2:51.48	62.18s (1)	32.72s (0)
8 ROCKET NOVA	7	78.9m	2:55.41	63.26s (0)	33.48s (0)
2 COME AT ME	8	216.8m	3:06.80	73.29s (1)	37.63s (0)

Finish Position and metres gained from 800m



Sectionals
Powered by

PJ HARNES ANALYSER **NEW**

Learn the power of sectionals

Check us out at www.pjdata.com.au

The Racing Queensland Board (trading as Racing Queensland) and provider are not responsible for the completeness or accuracy of any of the information contained herein, and makes no representations about its suitability for any purpose.

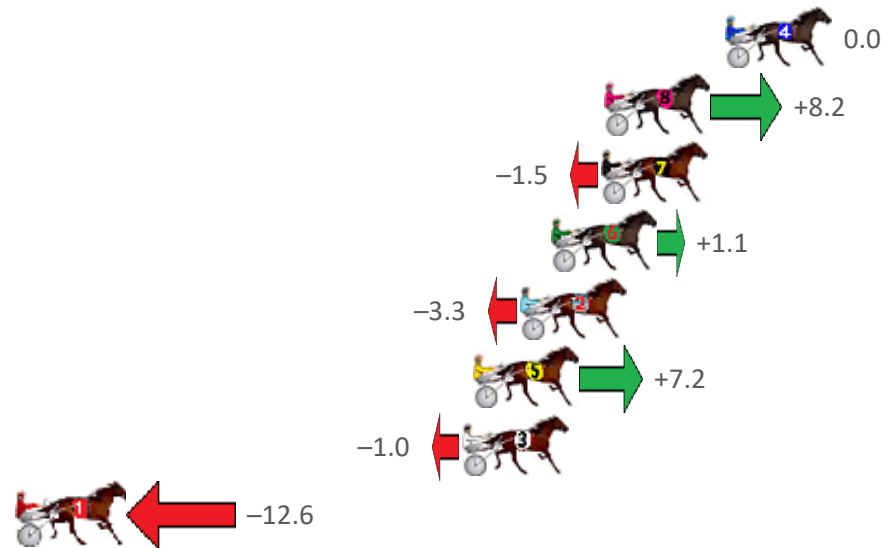
Albion Park Race 2 Distance 2138m

Friday, 8 January 2021

Gross Time: 2:42.70 MileRate: 2:02.50 LeadTime: 41.80s First Qtr: 31.30s Second Qtr: 31.00s Third Qtr: 28.80s Fourth Qtr: 29.80s

NoHorse	Plc	Margin	Time	800Time (W)	400 Time (W)
4 REDRIVERDEBBA	1	0.0m	2:42.70	58.60s (0)	29.80s (0)
8 RED CASTLETON	2	4.8m	2:43.07	58.00s (1)	29.24s (1)
7 TORFINO MIST	3	4.9m	2:43.08	58.71s (1)	29.97s (1)
6 MATATOKI	4	6.9m	2:43.24	58.52s (1)	29.76s (1)
2 LANSBURY	5	8.1m	2:43.33	58.84s (0)	29.94s (0)
5 IM THE COMMANDO	6	10.0m	2:43.48	58.08s (1)	29.33s (1)
3 ROSEHILL MAGIC	7	10.4m	2:43.51	58.67s (0)	29.77s (0)
1 MALABAR SPUR	8	28.8m	2:44.95	59.52s (0)	30.54s (0)

Finish Position and metres gained from 800m



Sectionals
Powered by

PJ HARNESS ANALYSER **NEW**

Learn the power of sectionals

Check us out at www.pjdata.com.au

The Racing Queensland Board (trading as Racing Queensland) and provider are not responsible for the completeness or accuracy of any of the information contained herein, and makes no representations about its suitability for any purpose.

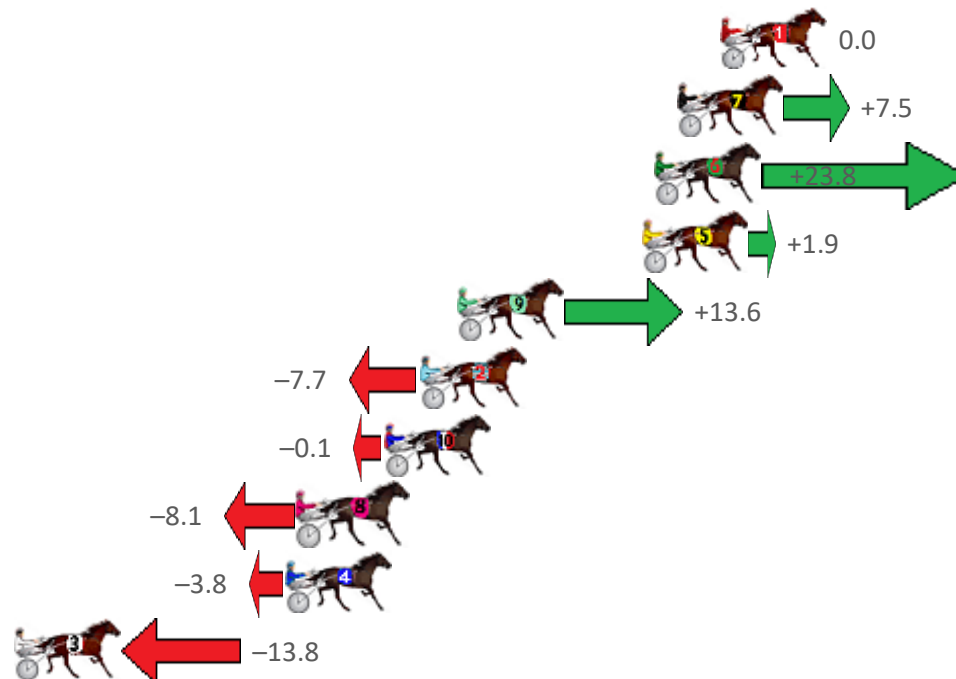
Albion Park Race 3 Distance 1660m

Friday, 8 January 2021

Gross Time: 2:00.70 MileRate: 1:57.00 LeadTime: 3.40s First Qtr: 28.70s Second Qtr: 31.30s Third Qtr: 28.70s Fourth Qtr: 28.60s

NoHorse	Plc	Margin	Time	800Time (W)	400 Time (W)
1 RANCHO MAN	1	0.0m	2:00.70	57.30s (0)	28.60s (0)
7 FEEL THE THUNDER	2	1.7m	2:00.83	56.77s (1)	28.08s (1)
6 SCOTCH EN ICE	3	2.6m	2:00.90	55.60s (2)	28.24s (2)
5 TEE JAY CEE	4	3.1m	2:00.93	57.16s (1)	28.49s (1)
9 HURRIKANE HOUR	5	10.4m	2:01.48	56.33s (1)	28.44s (2)
2 APACHE WIND	6	11.9m	2:01.59	57.85s (0)	29.06s (0)
10 MONTANA FLASH	7	13.3m	2:01.70	57.31s (0)	28.42s (0)
8 OUR LILLIE MAY	8	16.7m	2:01.95	57.88s (0)	29.01s (0)
4 JOY MAKER	9	17.2m	2:01.99	57.57s (1)	28.86s (1)
3 CEEYEAYE	10	33.0m	2:03.18	58.28s (1)	29.58s (1)

Finish Position and metres gained from 800m



Sectionals
Powered by

PJ HARNESS ANALYSER **NEW**

Learn the power of sectionals

Check us out at www.pjdata.com.au

The Racing Queensland Board (trading as Racing Queensland) and provider are not responsible for the completeness or accuracy of any of the information contained herein, and makes no representations about its suitability for any purpose.

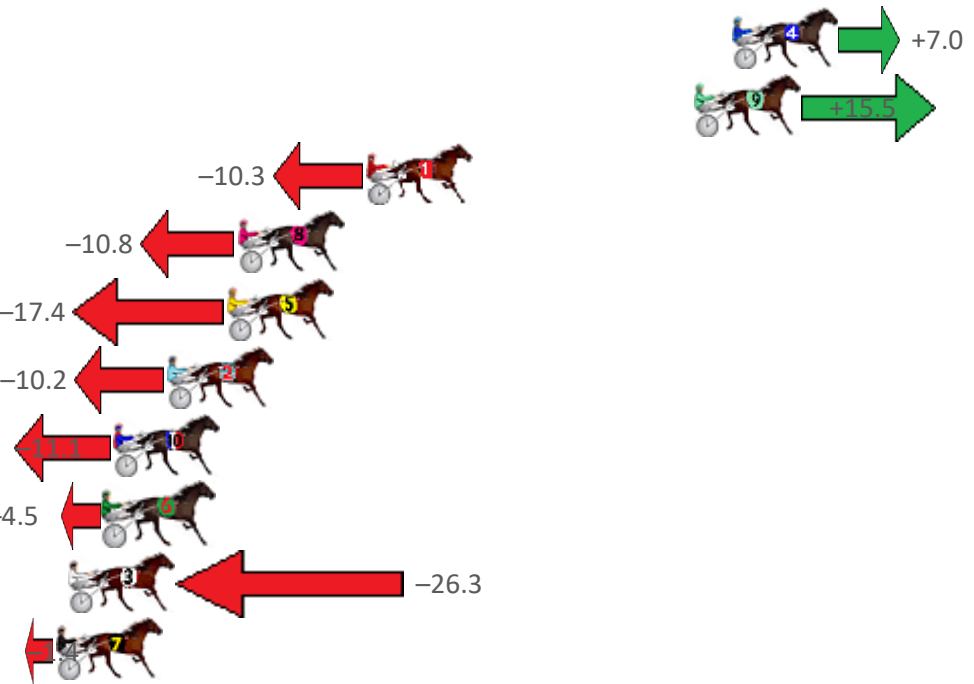
Albion Park Race 4 Distance 1660m

Friday, 8 January 2021

Gross Time: 2:00.10 MileRate: 1:56.40 LeadTime: 3.40s First Qtr: 28.00s Second Qtr: 30.30s Third Qtr: 29.30s Fourth Qtr: 29.10s

NoHorse	Plc	Margin	Time	800Time (W)	400 Time (W)
4 NICKS PICK	1	0.0m	2:00.10	57.89s (1)	28.80s (1)
9 KETTERING GIRL	2	1.5m	2:00.21	57.27s (1)	28.86s (2)
1 ROCK THE HOUSE	3	14.5m	2:01.21	59.15s (0)	29.85s (0)
8 KISSESFORYAMISSES	4	19.6m	2:01.60	59.18s (0)	29.92s (0)
5 DELIGHTFUL REASON	5	20.0m	2:01.63	59.66s (1)	30.55s (1)
2 BEEJAYS DELIGHT	6	22.4m	2:01.81	59.14s (1)	30.13s (1)
10 AURORA ROSE	7	24.5m	2:01.97	59.21s (0)	29.98s (0)
6 BIG GEM MONTANA	8	24.9m	2:02.00	58.73s (0)	29.73s (1)
3 TRACES OF TARA	9	26.3m	2:02.11	60.31s (0)	30.99s (0)
7 BEYOND A SHADOW	10	26.8m	2:02.15	58.50s (1)	30.07s (2)

Finish Position and metres gained from 800m



Sectionals
Powered by

PJ HARNESS ANALYSER **NEW**

Learn the power of sectionals

Check us out at www.pjdata.com.au

The Racing Queensland Board (trading as Racing Queensland) and provider are not responsible for the completeness or accuracy of any of the information contained herein, and makes no representations about its suitability for any purpose.

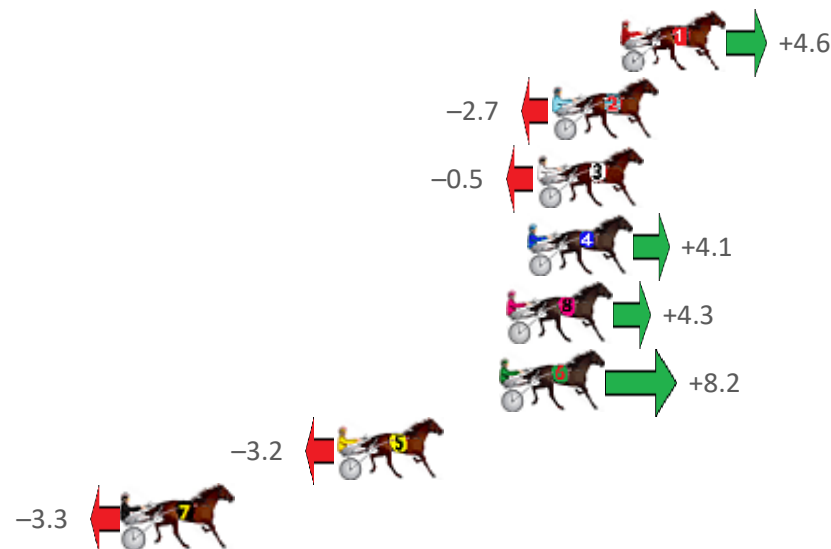
Albion Park Race 5 Distance 2138m

Friday, 8 January 2021

Gross Time: 2:37.70 MileRate: 1:58.70 LeadTime: 39.40s First Qtr: 31.40s Second Qtr: 31.30s Third Qtr: 27.20s Fourth Qtr: 28.40s

NoHorse	Plc	Margin	Time	800Time (W)	400 Time (W)
1 WHOSTOLEMYPIGEON	1	0.0m	2:37.70	55.28s (0)	28.05s (0)
2 MACHIN OUT	2	2.7m	2:37.90	55.79s (0)	28.59s (0)
3 PROSECUTION WITNESS	3	3.3m	2:37.95	55.63s (1)	28.49s (1)
4 HOT ROD HEAVEN	4	3.7m	2:37.98	55.32s (1)	28.20s (1)
8 SWEET AS	5	4.5m	2:38.04	55.30s (0)	28.05s (0)
6 MONTANA CHIEF	6	4.8m	2:38.06	55.03s (2)	28.12s (2)
5 ITS SUPER EASY	7	11.2m	2:38.54	55.82s (2)	28.87s (2)
7 FEELINGFORAMIRACLE	8	19.7m	2:39.17	55.83s (1)	28.90s (1)

Finish Position and metres gained from 800m



Sectionals
Powered by

PJ HARNESS ANALYSER **NEW**

Learn the power of sectionals

Check us out at www.pjdata.com.au

The Racing Queensland Board (trading as Racing Queensland) and provider are not responsible for the completeness or accuracy of any of the information contained herein, and makes no representations about its suitability for any purpose.


Albion Park Race 6 Distance 2138m

Friday, 8 January 2021

Gross Time: 2:33.40 MileRate: 1:55.40 LeadTime: 36.60s First Qtr: 29.60s Second Qtr: 29.20s Third Qtr: 28.00s Fourth Qtr: 30.00s

NoHorse	Plc	Margin	Time	800Time (W)	400 Time (W)
4 GOTTA MOMENT	1	0.0m	2:33.40	58.00s (0)	30.00s (0)
8 OUR UNCLE JIM	2	2.0m	2:33.56	57.29s (1)	29.57s (0)
2 MEGA STAR	3	5.0m	2:33.79	57.81s (1)	30.09s (1)
5 THERESACHANCE	4	17.4m	2:34.77	58.52s (0)	30.25s (1)
7 LOYOLA TRIOS	5	18.3m	2:34.84	58.22s (0)	30.01s (1)
3 RANIERI	6	39.1m	2:36.47	59.67s (1)	31.59s (2)
1 RNR WINDERMERE	7	47.4m	2:37.12	61.04s (0)	32.58s (0)
6 LIVING GRAND	8	151.4m	2:45.30	63.51s (0)	35.18s (0)

Finish Position and metres gained from 800m



Sectionals
Powered by

PJ HARNES ANALYSER **NEW**

Learn the power of sectionals

Check us out at www.pjdata.com.au

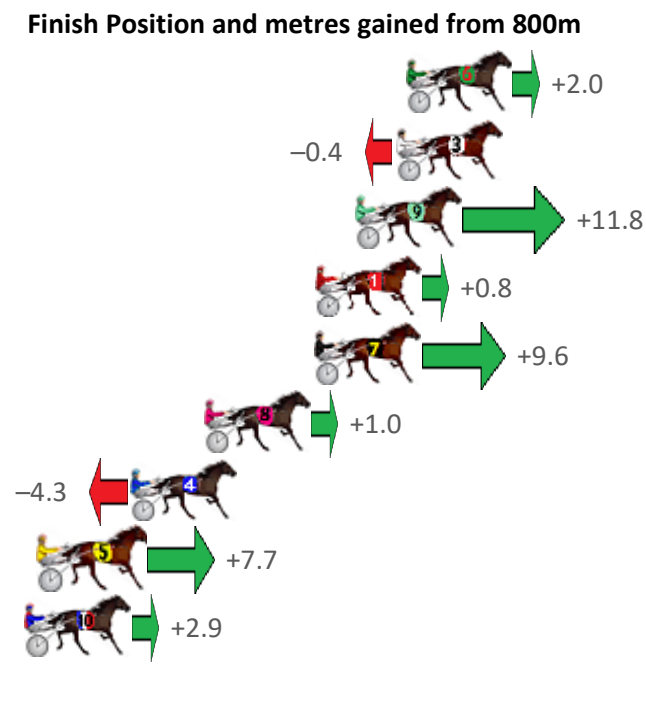
The Racing Queensland Board (trading as Racing Queensland) and provider are not responsible for the completeness or accuracy of any of the information contained herein, and makes no representations about its suitability for any purpose.

Albion Park Race 7 Distance 1660m

Friday, 8 January 2021

Gross Time: 1:59.30 MileRate: 1:55.70 LeadTime: 3.50s First Qtr: 28.00s Second Qtr: 31.10s Third Qtr: 27.90s Fourth Qtr: 28.80s

No	Horse	Plc	Margin	Time	800Time (W)	400 Time (W)
6	MIND OF MY OWN	1	0.0m	1:59.30	56.56s (1)	28.74s (1)
3	ALLSTAR SEA	2	0.4m	1:59.33	56.73s (0)	28.83s (0)
9	TEARAWAY DIAMOND	3	2.0m	1:59.45	55.87s (2)	28.54s (2)
1	SOMEGIRLSOMEWHER	4	3.6m	1:59.57	56.64s (0)	28.67s (0)
7	ONYA DOUG	4	3.6m	1:59.57	56.02s (0)	27.98s (0)
8	FEELING THE LOVE	6	8.0m	1:59.90	56.63s (0)	28.63s (0)
4	STUDLEIGH STRIDE	7	10.9m	2:00.12	57.00s (1)	29.08s (1)
5	CHRISTIAN SHANNON	8	14.5m	2:00.40	56.16s (1)	28.54s (1)
10	ROYAL OBSESSION	9	15.1m	2:00.44	56.50s (2)	28.96s (2)
2	NEWMERELLA LADYKAY	10	21.2m	2:00.90	57.35s (1)	29.44s (1)



Sectionals
Powered by

PJ HARNESS ANALYSER **NEW**

Learn the power of sectionals

Check us out at www.pjdata.com.au

The Racing Queensland Board (trading as Racing Queensland) and provider are not responsible for the completeness or accuracy of any of the information contained herein, and makes no representations about its suitability for any purpose.

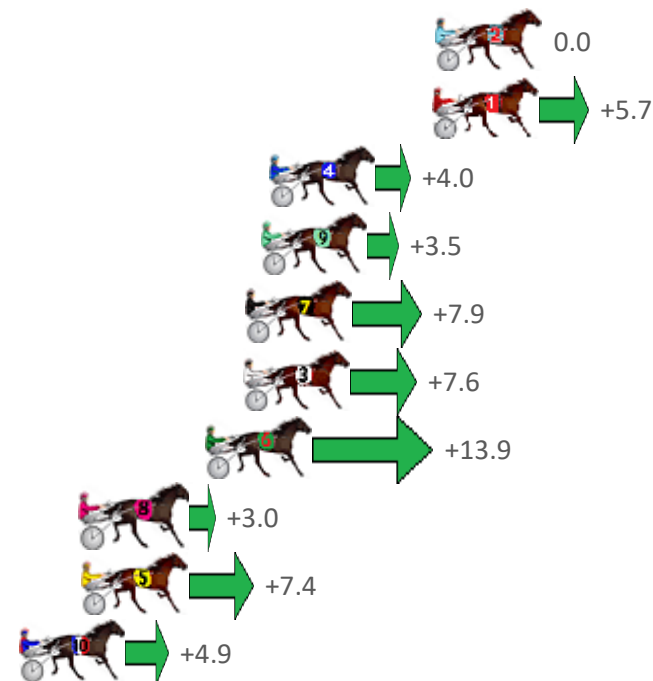
Albion Park Race 8 Distance 1660m

Friday, 8 January 2021

Gross Time: 1:58.70 MileRate: 1:55.10 LeadTime: 3.50s First Qtr: 28.40s Second Qtr: 29.20s Third Qtr: 28.00s Fourth Qtr: 29.60s

NoHorse	Plc	Margin	Time	800Time (W)	400 Time (W)
2 BLUE IVY	1	0.0m	1:58.70	57.60s (0)	29.60s (0)
1 TRUNKEY DIGGER	2	0.1m	1:58.71	57.19s (0)	29.12s (0)
4 SLINGSHOT	3	6.6m	1:59.21	57.31s (1)	29.41s (1)
9 GASMONKEY	4	6.9m	1:59.24	57.35s (0)	29.24s (0)
7 REDS GOOD TO GO	5	7.5m	1:59.28	57.03s (0)	28.87s (0)
3 SPEECHCRAFT	6	7.6m	1:59.29	57.06s (1)	29.13s (1)
6 LETS GO BETTER	7	9.1m	1:59.41	56.60s (1)	28.75s (1)
8 BLUES TERROR	8	14.0m	1:59.79	57.39s (2)	29.75s (2)
5 FEARLESS FAITH	9	14.0m	1:59.79	57.07s (0)	29.00s (0)
10 ASHKII	10	16.5m	1:59.98	57.25s (2)	29.34s (2)

Finish Position and metres gained from 800m



Sectionals
Powered by

PJ HARNES ANALYSER **NEW**

Learn the power of sectionals

Check us out at www.pjdata.com.au

The Racing Queensland Board (trading as Racing Queensland) and provider are not responsible for the completeness or accuracy of any of the information contained herein, and makes no representations about its suitability for any purpose.

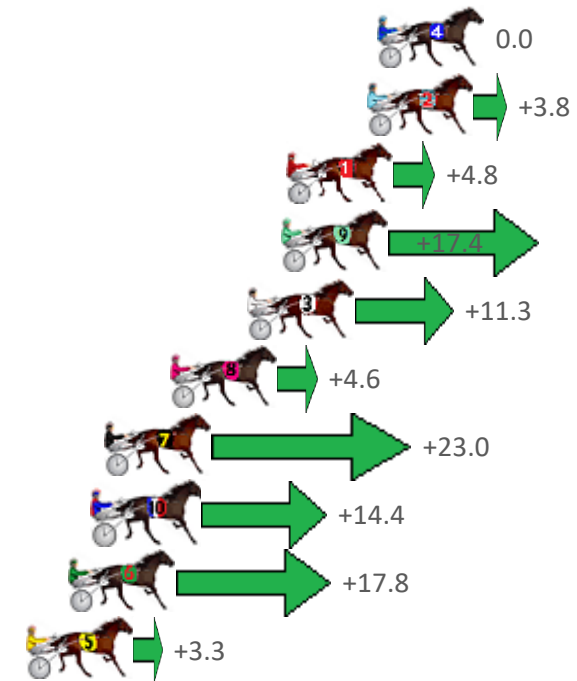
Albion Park Race 9 Distance 1660m

Friday, 8 January 2021

Gross Time: 1:56.70 MileRate: 1:53.20 LeadTime: 3.30s First Qtr: 26.70s Second Qtr: 30.10s Third Qtr: 28.00s Fourth Qtr: 28.60s

NoHorse	Plc	Margin	Time	800Time (W)	400 Time (W)
4 AT WEST POINT	1	0.0m	1:56.70	56.60s (0)	28.60s (0)
2 PARAVANI	2	0.4m	1:56.73	56.33s (0)	28.32s (1)
1 OUR BONDI BEACH	3	3.6m	1:56.97	56.26s (0)	28.20s (0)
9 IMASPORTSSTAR	4	3.8m	1:56.99	55.38s (1)	27.82s (2)
3 COMMODORE JUJON	5	5.1m	1:57.08	55.80s (1)	28.17s (1)
8 KEY LARGO	6	8.2m	1:57.32	56.28s (0)	28.19s (0)
7 KINGOFTHESTARS	7	10.8m	1:57.51	54.98s (0)	27.45s (0)
10 BUMPER	8	11.2m	1:57.54	55.59s (1)	27.99s (1)
6 SQUIRE	9	12.2m	1:57.62	55.35s (1)	27.92s (2)
5 JUST ROKIN	10	13.9m	1:57.74	56.37s (0)	28.25s (0)

Finish Position and metres gained from 800m



Sectionals
Powered by

PJ HARNESS ANALYSER **NEW**

Learn the power of sectionals

Check us out at www.pjdata.com.au

The Racing Queensland Board (trading as Racing Queensland) and provider are not responsible for the completeness or accuracy of any of the information contained herein, and makes no representations about its suitability for any purpose.