

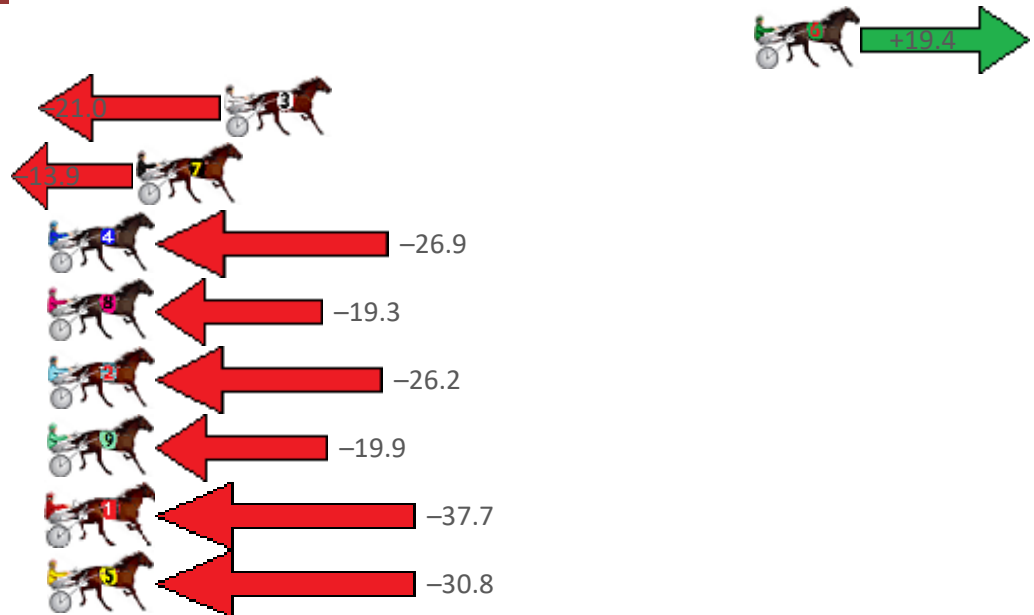
Redcliffe Race 1 Distance 2040m

Thursday, 31 December 2020

Gross Time: 2:29.50 MileRate: 1:57.90 LeadTime: 30.80s First Qtr: 30.40s Second Qtr: 30.20s Third Qtr: 29.10s Fourth Qtr: 29.00s

NoHorse	Plc	Margin	Time	800Time (W)	400 Time (W)
6 BUTCHERFEELGOOD	1	0.0m	2:29.50	56.70s (1)	29.00s (1)
3 ILLBEWATCHING	2	21.0m	2:31.10	59.62s (0)	30.41s (0)
7 HARRY CROFT	3	24.5m	2:31.36	59.10s (0)	29.73s (1)
4 WEASEL	4	29.3m	2:31.73	60.04s (1)	30.42s (1)
8 TRACES OF TARA	5	30.1m	2:31.79	59.49s (1)	29.86s (2)
2 MUSTANG DUDE	6	32.8m	2:32.00	59.99s (1)	30.38s (2)
9 DARTESIAN	7	35.3m	2:32.19	59.54s (0)	30.22s (0)
1 FAMOUS SHOES	8	42.9m	2:32.76	60.82s (0)	31.29s (0)
5 FORTYFIVE ROCK	9	46.0m	2:33.00	60.32s (1)	30.79s (3)

Finish Position and metres gained from 800m



Sectionals
Powered by



The Racing Queensland Board (trading as Racing Queensland) and provider are not responsible for the completeness or accuracy of any of the information contained herein, and makes no representations about its suitability for any purpose.

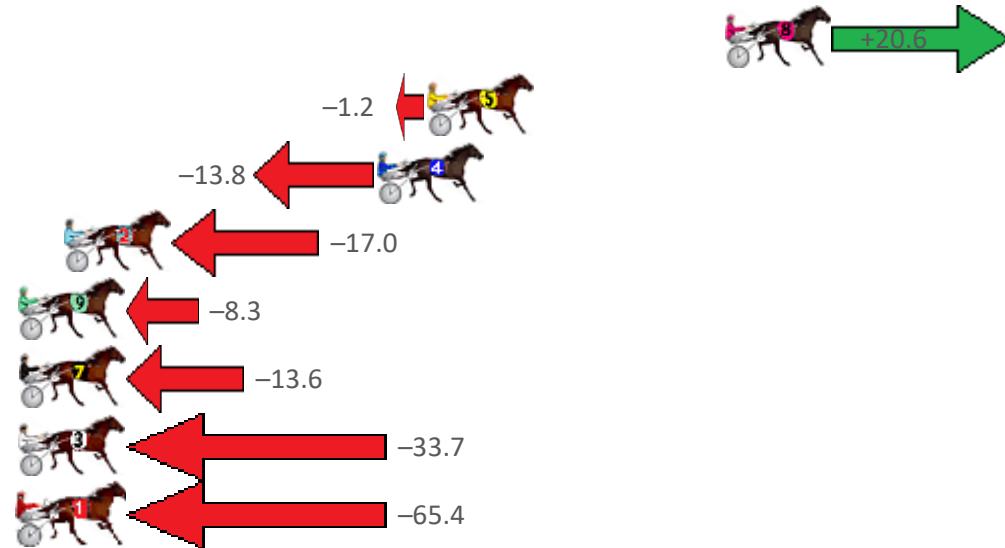
Redcliffe Race 2 Distance 1780m

Thursday, 31 December 2020

Gross Time: 2:09.90 MileRate: 1:57.50 LeadTime: 11.10s First Qtr: 30.70s Second Qtr: 29.70s Third Qtr: 29.70s Fourth Qtr: 28.70s

NoHorse	Plc	Margin	Time	800Time (W)	400 Time (W)
8 PLATINUM PROMISE	1	0.0m	2:09.90	56.90s (1)	28.14s (1)
5 FAST TRACKER	2	11.8m	2:10.79	58.49s (1)	29.31s (1)
4 GOODJET	3	13.8m	2:10.94	59.40s (0)	29.68s (0)
2 JOY MAKER	4	26.2m	2:11.87	59.63s (0)	30.20s (0)
9 ALLY PINK	5	38.9m	2:12.83	59.00s (1)	30.16s (2)
7 BEE GEES BEST	6	39.0m	2:12.84	59.39s (1)	30.37s (1)
3 ROLLON TWICE	7	49.9m	2:13.66	60.85s (1)	31.40s (0)
1 DESTINY BLUES	8	80.6m	2:15.97	63.15s (0)	32.81s (0)

Finish Position and metres gained from 800m



Sectionals
Powered by

PJ HARNESS ANALYSER **NEW**

Learn the power of sectionals

Check us out at www.pjdata.com.au

The Racing Queensland Board (trading as Racing Queensland) and provider are not responsible for the completeness or accuracy of any of the information contained herein, and makes no representations about its suitability for any purpose.

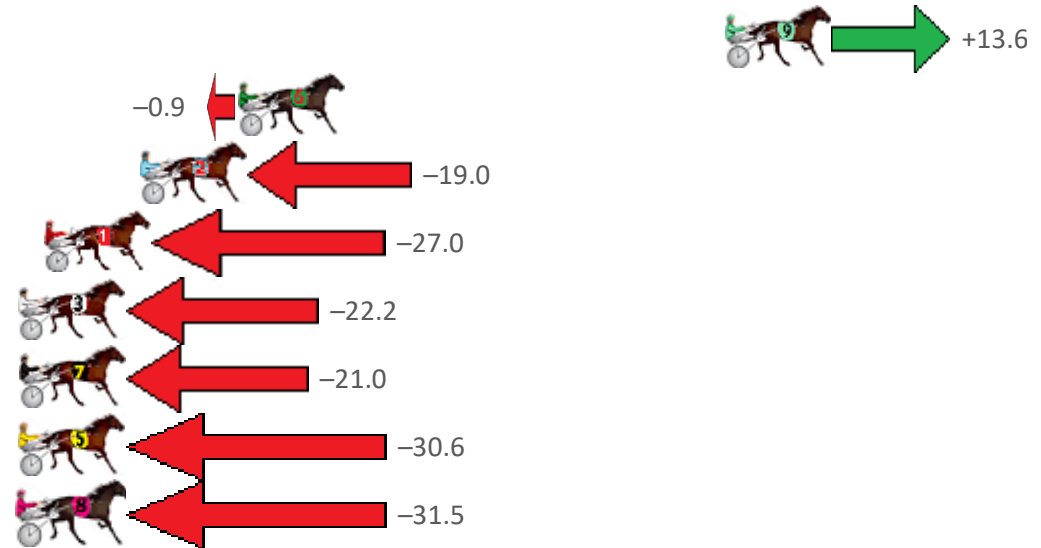
Redcliffe Race 3 Distance 1780m

Thursday, 31 December 2020

Gross Time: 2:11.50 MileRate: 1:58.90 LeadTime: 11.50s First Qtr: 30.50s Second Qtr: 30.90s Third Qtr: 29.80s Fourth Qtr: 28.80s

NoHorse	Plc	Margin	Time	800Time (W)	400 Time (W)
9 SCOTCH EN ICE	1	0.0m	2:11.50	57.61s (1)	27.91s (2)
6 GEORGEZILLA	2	19.3m	2:12.96	58.67s (0)	28.92s (2)
2 MELTON XMAS GIRL	3	23.2m	2:13.25	59.98s (0)	30.13s (0)
1 JAMES THE JET	4	27.0m	2:13.54	60.57s (0)	30.73s (0)
3 QUALITY TIME	5	30.8m	2:13.83	60.22s (0)	30.35s (0)
7 STAR OF WONDER	6	34.0m	2:14.07	60.13s (0)	30.22s (1)
5 AURORA ROSE	7	34.6m	2:14.12	60.83s (1)	30.96s (1)
8 MAYWYNS HONEY	8	40.7m	2:14.58	60.89s (1)	31.04s (1)

Finish Position and metres gained from 800m



Sectionals
Powered by

PJ HARNESS ANALYSER **NEW**

Learn the power of sectionals

Check us out at www.pjdata.com.au

The Racing Queensland Board (trading as Racing Queensland) and provider are not responsible for the completeness or accuracy of any of the information contained herein, and makes no representations about its suitability for any purpose.

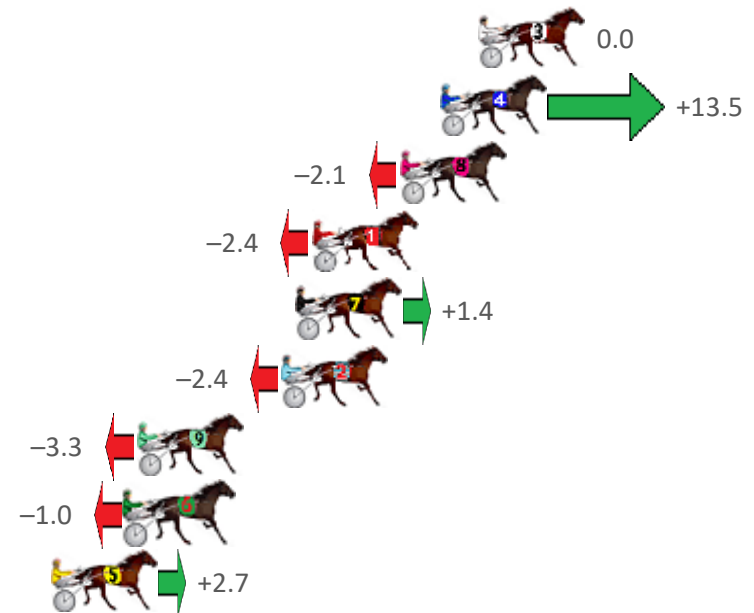
Redcliffe Race 4 Distance 1780m

Thursday, 31 December 2020

Gross Time: 2:11.50 MileRate: 1:58.90 LeadTime: 11.30s First Qtr: 31.20s Second Qtr: 31.10s Third Qtr: 29.50s Fourth Qtr: 28.40s

NoHorse	Plc	Margin	Time	800Time (W)	400 Time (W)
3 ROYAL PRINCESS	1	0.0m	2:11.50	57.90s (0)	28.40s (0)
4 SHERBETS CHOICE	2	1.5m	2:11.61	56.93s (1)	27.62s (3)
8 RANCHO MAN	3	3.1m	2:11.73	58.05s (1)	28.27s (1)
1 GHOST GUM	4	6.6m	2:11.99	58.07s (0)	28.56s (0)
7 SHEZ GOT BLING	5	7.2m	2:12.04	57.80s (0)	28.20s (0)
2 AROONA	6	7.8m	2:12.08	58.07s (1)	28.29s (1)
9 RAINBOW STYLING	7	13.5m	2:12.51	58.14s (1)	28.75s (2)
6 ROCKNROLL DA GAMA	8	14.0m	2:12.54	57.97s (0)	28.37s (1)
5 BRONSKI MACARENA	9	16.9m	2:12.76	57.71s (1)	28.36s (2)

Finish Position and metres gained from 800m



Sectionals
Powered by

PJ HARNESS ANALYSER **NEW**

Learn the power of sectionals

Check us out at www.pjdata.com.au

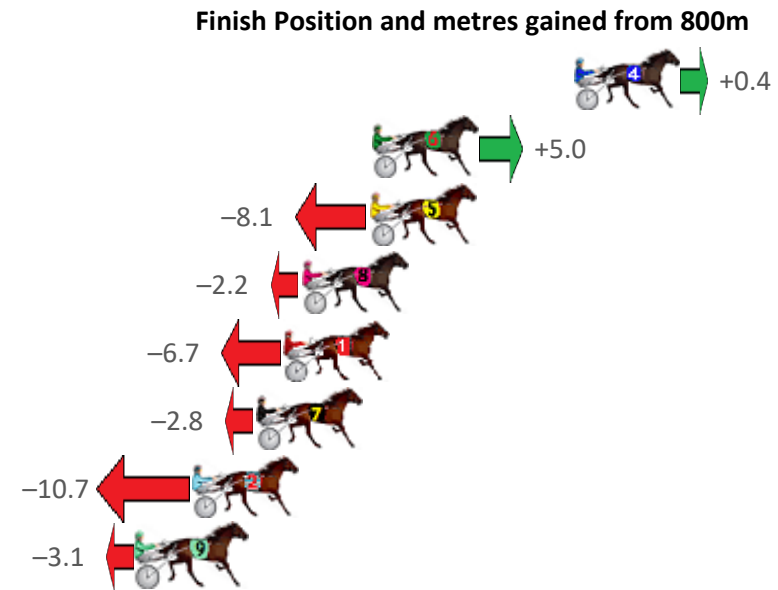
The Racing Queensland Board (trading as Racing Queensland) and provider are not responsible for the completeness or accuracy of any of the information contained herein, and makes no representations about its suitability for any purpose.

Redcliffe Race 5 Distance 1780m

Thursday, 31 December 2020

Gross Time: 2:10.60 MileRate: 1:58.10 LeadTime: 11.50s First Qtr: 31.40s Second Qtr: 31.40s Third Qtr: 28.90s Fourth Qtr: 27.40s

NoHorse	Plc	Margin	Time	800Time (W)	400 Time (W)
4 BLUES TERROR	1	0.0m	2:10.60	56.27s (0)	27.40s (0)
6 FIRE AND ICE	2	8.0m	2:11.18	55.95s (1)	27.56s (2)
5 MONTEREY JACK	3	8.1m	2:11.18	56.87s (1)	27.84s (1)
8 FAVOURITEHIGHLIGHT	4	10.8m	2:11.38	56.45s (1)	27.43s (2)
1 ROYAL OBSESSION	5	11.5m	2:11.43	56.77s (0)	27.83s (0)
7 MISTER COLE	6	12.6m	2:11.51	56.50s (0)	27.58s (0)
2 OUR PEPPERJACK	7	15.1m	2:11.69	57.05s (1)	27.92s (1)
9 ILLAWONG DREAMTIM	8	17.3m	2:11.85	56.52s (0)	27.58s (0)



Sectionals
Powered by

PJ HARNES ANALYSER **NEW**

Learn the power of sectionals

Check us out at www.pjdata.com.au

The Racing Queensland Board (trading as Racing Queensland) and provider are not responsible for the completeness or accuracy of any of the information contained herein, and makes no representations about its suitability for any purpose.

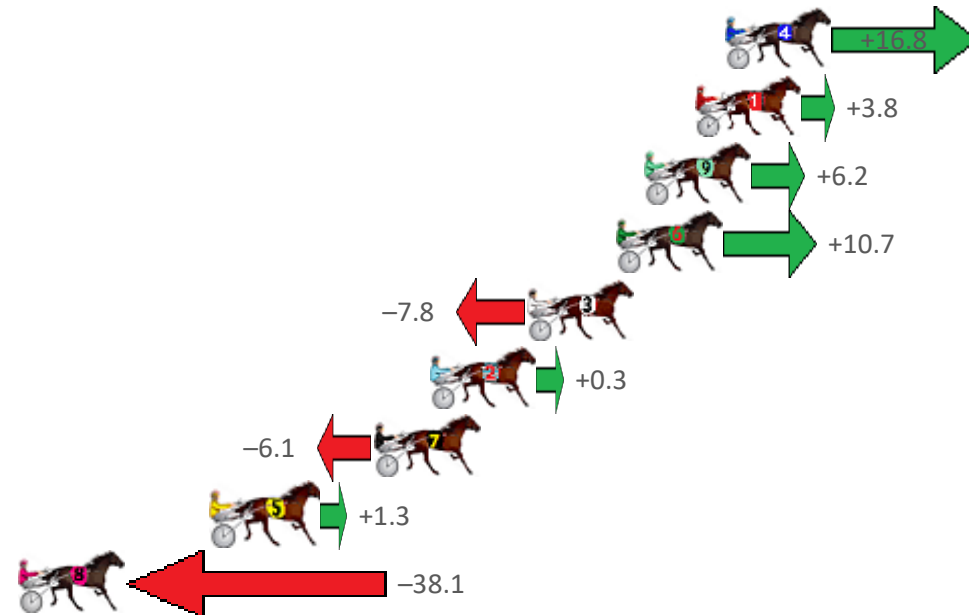
Redcliffe Race 6 Distance 1780m

Thursday, 31 December 2020

Gross Time: 2:11.80 MileRate: 1:59.20 LeadTime: 11.30s First Qtr: 31.70s Second Qtr: 30.80s Third Qtr: 28.80s Fourth Qtr: 29.20s

NoHorse	Plc	Margin	Time	800Time (W)	400 Time (W)
4 NON PASSARE	1	0.0m	2:11.80	56.79s (1)	29.20s (1)
1 BEEJAYS DELIGHT	2	1.2m	2:11.89	57.73s (0)	28.84s (0)
9 CONDAFEW	3	3.2m	2:12.05	57.55s (0)	28.68s (0)
6 LIFEINHEAVEN	4	4.3m	2:12.13	57.23s (0)	28.31s (0)
3 TACTFILLY MAGIC	5	7.8m	2:12.40	58.56s (0)	29.66s (0)
2 WILLSINTOWN	6	11.7m	2:12.70	57.98s (1)	28.87s (2)
7 BETTING BARON	7	13.9m	2:12.86	58.44s (1)	29.00s (1)
5 ALL GOOD	8	20.3m	2:13.35	57.91s (1)	29.44s (3)
8 NIFTY STUDLEIGH	9	41.7m	2:14.99	60.75s (1)	31.33s (1)

Finish Position and metres gained from 800m



Sectionals
Powered by

PJ HARNESS ANALYSER **NEW**

Learn the power of sectionals

Check us out at www.pjdata.com.au

The Racing Queensland Board (trading as Racing Queensland) and provider are not responsible for the completeness or accuracy of any of the information contained herein, and makes no representations about its suitability for any purpose.

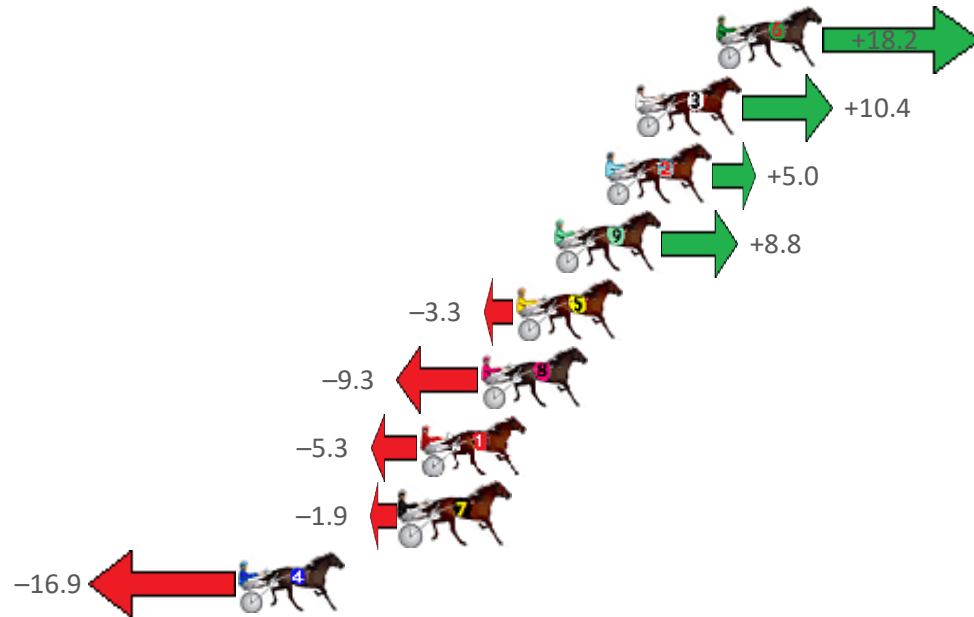
Redcliffe Race 7 Distance 2040m

Thursday, 31 December 2020

Gross Time: 2:30.10 MileRate: 1:58.40 LeadTime: 31.50s First Qtr: 29.80s Second Qtr: 30.20s Third Qtr: 29.10s Fourth Qtr: 29.50s

NoHorse	Plc	Margin	Time	800Time (W)	400 Time (W)
6 MISTER FINNIGAN	1	0.0m	2:30.10	57.27s (1)	28.84s (2)
3 HIGH ON MONTANA	2	3.2m	2:30.35	57.84s (1)	29.37s (2)
2 SOME GIRLS SOMEWHERE	3	4.4m	2:30.44	58.24s (1)	29.81s (2)
9 GO ANNE GO	4	6.4m	2:30.59	57.96s (0)	29.25s (1)
5 DONNY JONES	5	7.9m	2:30.71	58.84s (1)	29.71s (1)
8 ABERCROMBIE TAB	6	9.3m	2:30.82	59.28s (1)	30.18s (1)
1 BETTOR MEMORIES	7	11.7m	2:31.00	58.99s (0)	29.98s (0)
7 HESLUVABLE	8	12.5m	2:31.07	58.74s (0)	29.73s (0)
4 MAYWYNS JEWEL	9	18.9m	2:31.56	59.83s (0)	30.83s (0)

Finish Position and metres gained from 800m



Sectionals
Powered by

PJ HARNESS ANALYSER **NEW**

Learn the power of sectionals

Check us out at www.pjdata.com.au

The Racing Queensland Board (trading as Racing Queensland) and provider are not responsible for the completeness or accuracy of any of the information contained herein, and makes no representations about its suitability for any purpose.

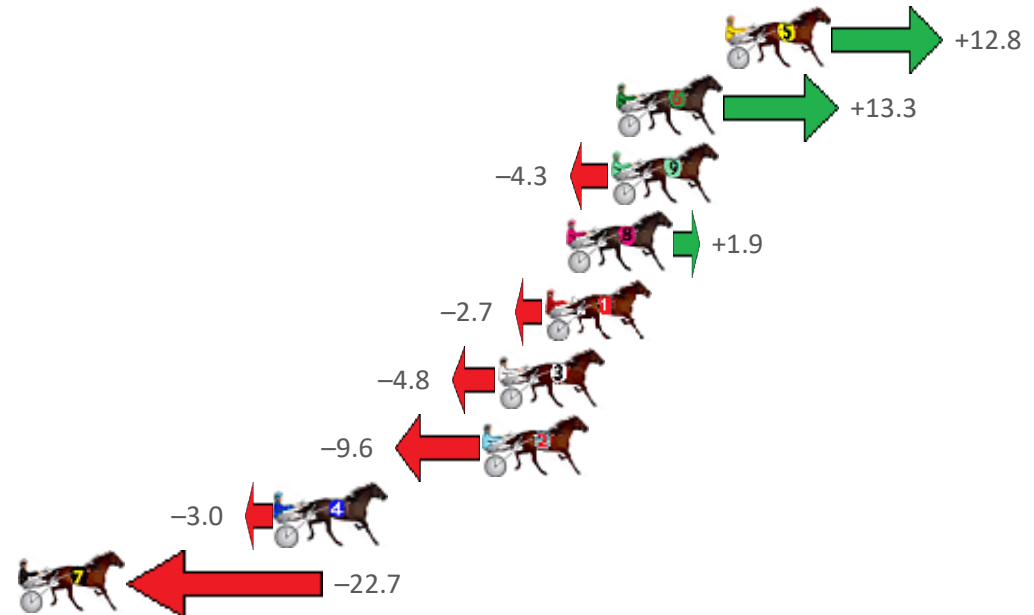
Redcliffe Race 8 Distance 2040m

Thursday, 31 December 2020

Gross Time: 2:29.80 MileRate: 1:58.20 LeadTime: 31.20s First Qtr: 30.90s Second Qtr: 29.40s Third Qtr: 29.20s Fourth Qtr: 29.10s

NoHorse	Plc	Margin	Time	800Time (W)	400 Time (W)
5 TUAPEKA LIGHT	1	0.0m	2:29.80	57.37s (1)	28.13s (2)
6 OUR LITTLE DIGGER	2	4.3m	2:30.13	57.34s (1)	28.09s (2)
9 LITTLE CHANGE	3	4.5m	2:30.14	58.61s (1)	29.43s (1)
8 KURAHAUPO GAMBLER	4	6.3m	2:30.28	58.16s (1)	28.92s (2)
1 BEEF CITY BLAZE	5	7.1m	2:30.34	58.50s (0)	29.19s (0)
3 RANIERI	6	9.0m	2:30.49	58.65s (1)	29.40s (1)
2 NIKALONG HENRY	7	9.6m	2:30.53	59.00s (0)	29.71s (0)
4 COLOMBIAN GOLD	8	17.8m	2:31.16	58.52s (0)	29.20s (0)
7 SABREUR	9	32.1m	2:32.25	59.95s (0)	30.67s (0)

Finish Position and metres gained from 800m



Sectionals
Powered by

PJ HARNESS ANALYSER **NEW**

Learn the power of sectionals

Check us out at www.pjdata.com.au

The Racing Queensland Board (trading as Racing Queensland) and provider are not responsible for the completeness or accuracy of any of the information contained herein, and makes no representations about its suitability for any purpose.