

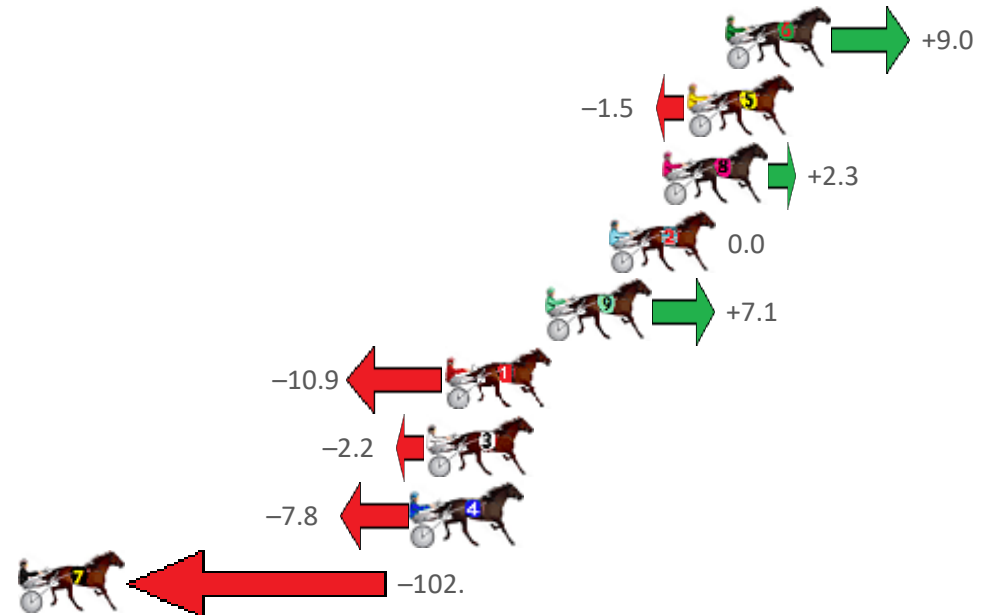
Redcliffe Race 1 Distance 2040m

Wednesday, 30 December 2020

Gross Time: 2:28.40 MileRate: 1:57.10 LeadTime: 30.30s First Qtr: 30.60s Second Qtr: 30.30s Third Qtr: 28.10s Fourth Qtr: 29.10s

NoHorse	Plc	Margin	Time	800Time (W)	400 Time (W)
6 LA PLAYER	1	0.0m	2:28.40	56.56s (2)	28.62s (2)
5 MASTER CATCH	2	1.5m	2:28.51	57.31s (1)	29.17s (1)
8 THE HERVEY BAY	3	2.5m	2:28.59	57.04s (2)	29.15s (2)
2 LOYOLA TRIOS	4	4.6m	2:28.75	57.20s (0)	29.11s (0)
9 MISTER HART	5	7.1m	2:28.94	56.70s (2)	28.80s (2)
1 CONVAIR HUSTLER	6	11.1m	2:29.25	57.97s (0)	29.90s (0)
3 LA SAFRON	7	11.8m	2:29.30	57.36s (1)	29.20s (0)
4 INNER LIGHT	8	12.4m	2:29.35	57.75s (1)	29.58s (1)
7 WICKED AZZ	9	352.8m	2:55.33	64.51s (0)	32.92s (0)

Finish Position and metres gained from 800m



Sectionals
Powered by

PJ HARNESS ANALYSER **NEW**

Learn the power of sectionals

Check us out at www.pjdata.com.au

The Racing Queensland Board (trading as Racing Queensland) and provider are not responsible for the completeness or accuracy of any of the information contained herein, and makes no representations about its suitability for any purpose.

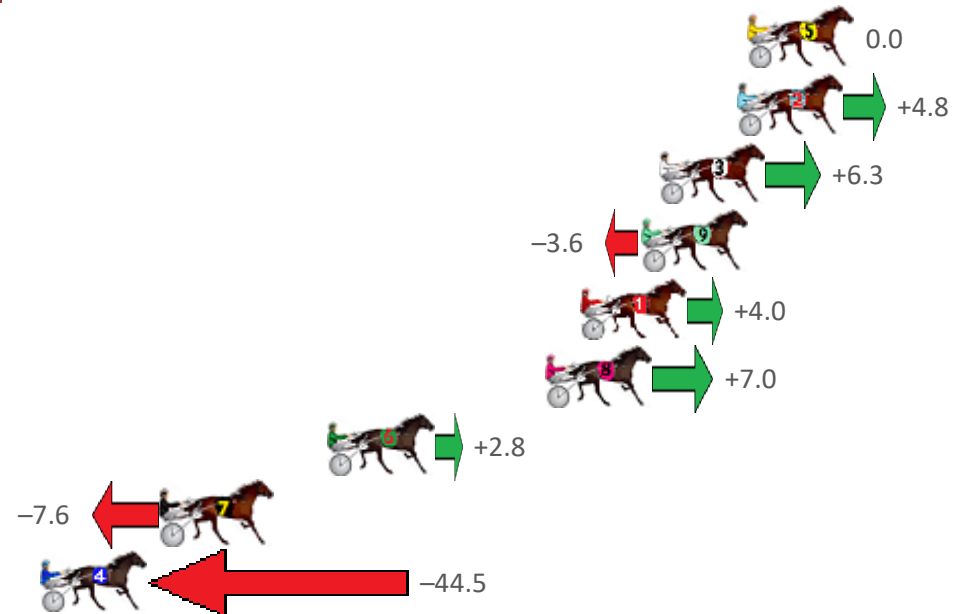
Redcliffe Race 2 Distance 1780m

Wednesday, 30 December 2020

Gross Time: 2:09.90 MileRate: 1:57.40 LeadTime: 11.20s First Qtr: 29.10s Second Qtr: 30.80s Third Qtr: 29.80s Fourth Qtr: 29.00s

NoHorse	Plc	Margin	Time	800Time (W)	400 Time (W)
5 MACHIN OUT	1	0.0m	2:09.90	58.80s (0)	29.00s (0)
2 THERESACHANCE	2	0.4m	2:09.93	58.45s (0)	28.70s (0)
3 SO BOBS YOUR UNCLE	3	3.5m	2:10.17	58.34s (1)	28.63s (2)
9 ROCKNROLL DUDE	4	4.2m	2:10.22	59.06s (1)	29.20s (1)
1 CALL ME TRISH	5	6.6m	2:10.40	58.51s (0)	28.81s (0)
8 BUSTN FEELZ GOOD	6	8.0m	2:10.51	58.29s (1)	28.63s (2)
6 MISS KESHA	7	16.6m	2:11.16	58.60s (1)	28.94s (2)
7 OLIVER WINKLE	8	23.2m	2:11.67	59.36s (0)	29.72s (1)
4 NOLONGA YOUR CHOIC	9	49.9m	2:13.70	62.05s (1)	32.02s (1)

Finish Position and metres gained from 800m



Sectionals
Powered by

PJ HARNESS ANALYSER **NEW**

Learn the power of sectionals

Check us out at www.pjdata.com.au

The Racing Queensland Board (trading as Racing Queensland) and provider are not responsible for the completeness or accuracy of any of the information contained herein, and makes no representations about its suitability for any purpose.

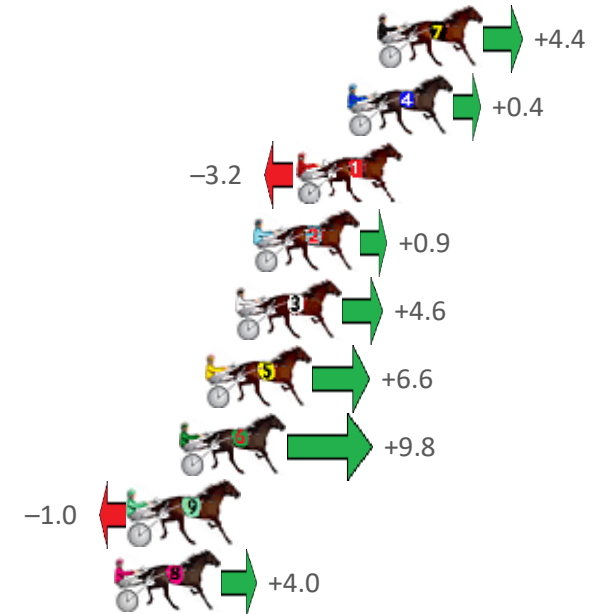
Redcliffe Race 3 Distance 1780m

Wednesday, 30 December 2020

Gross Time: 2:11.80 MileRate: 1:59.20 LeadTime: 11.50s First Qtr: 30.90s Second Qtr: 31.80s Third Qtr: 29.30s Fourth Qtr: 28.30s

NoHorse	Plc	Margin	Time	800Time (W)	400 Time (W)
7 GETALOADATHISGIRL	1	0.0m	2:11.80	57.28s (0)	28.00s (0)
4 MY ULTIMATE LOUIE	2	1.2m	2:11.89	57.57s (1)	28.26s (1)
1 TODAYS HERO	3	3.2m	2:12.04	57.83s (0)	28.53s (0)
2 JOVIAL JULIE	4	4.9m	2:12.16	57.54s (1)	28.21s (1)
3 HOLDINGNO CURRENCY	5	5.6m	2:12.22	57.27s (1)	27.91s (1)
5 COULDNTBETOLD	6	6.8m	2:12.31	57.13s (2)	28.16s (2)
6 ROCKNROLL SWINGER	7	7.8m	2:12.38	56.90s (2)	27.92s (2)
9 GWENDALION	8	9.8m	2:12.53	57.67s (0)	28.31s (0)
8 CAMROLLER	9	10.4m	2:12.57	57.31s (1)	27.93s (1)

Finish Position and metres gained from 800m



Sectionals
Powered by

PJ HARNESS ANALYSER **NEW**

Learn the power of sectionals

Check us out at www.pjdata.com.au

The Racing Queensland Board (trading as Racing Queensland) and provider are not responsible for the completeness or accuracy of any of the information contained herein, and makes no representations about its suitability for any purpose.

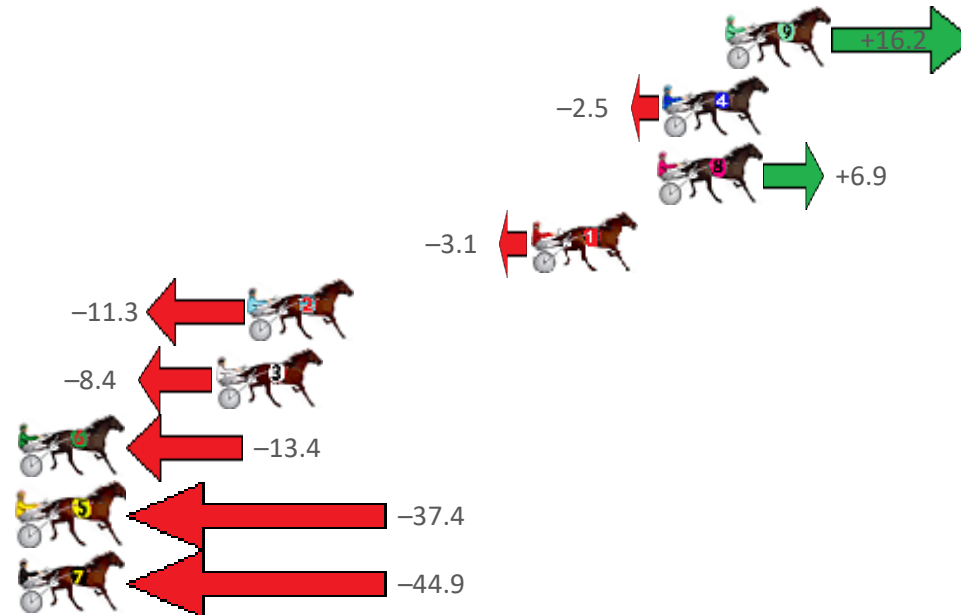
Redcliffe Race 4 Distance 1780m

Wednesday, 30 December 2020

Gross Time: 2:09.50 MileRate: 1:57.10 LeadTime: 11.30s First Qtr: 28.60s Second Qtr: 31.00s Third Qtr: 29.50s Fourth Qtr: 29.10s

NoHorse	Plc	Margin	Time	800Time (W)	400 Time (W)
9 DEVOUGED	1	0.0m	2:09.50	57.42s (1)	28.72s (2)
4 ROUSEY	2	2.5m	2:09.69	58.78s (0)	29.28s (0)
8 GUY LOOKS GOOD	3	2.7m	2:09.71	58.10s (0)	28.63s (0)
1 DOWNTOWN LUCCA	4	7.7m	2:10.09	58.83s (0)	29.32s (0)
2 DARBY BRIGHTS	5	18.9m	2:10.94	59.42s (1)	29.79s (1)
3 RAFFERTY DELIGHTS	6	20.2m	2:11.04	59.21s (1)	29.56s (1)
6 JAY DEE BE ROLLIN	7	34.2m	2:12.11	59.58s (1)	30.82s (2)
5 PACIFIC COIN	8	39.2m	2:12.49	61.32s (1)	31.59s (1)
7 RAGNAROK	9	81.9m	2:15.75	61.87s (0)	31.05s (0)

Finish Position and metres gained from 800m



Sectionals
Powered by

PJ HARNES ANALYSER **NEW**

Learn the power of sectionals

Check us out at www.pjdata.com.au

The Racing Queensland Board (trading as Racing Queensland) and provider are not responsible for the completeness or accuracy of any of the information contained herein, and makes no representations about its suitability for any purpose.

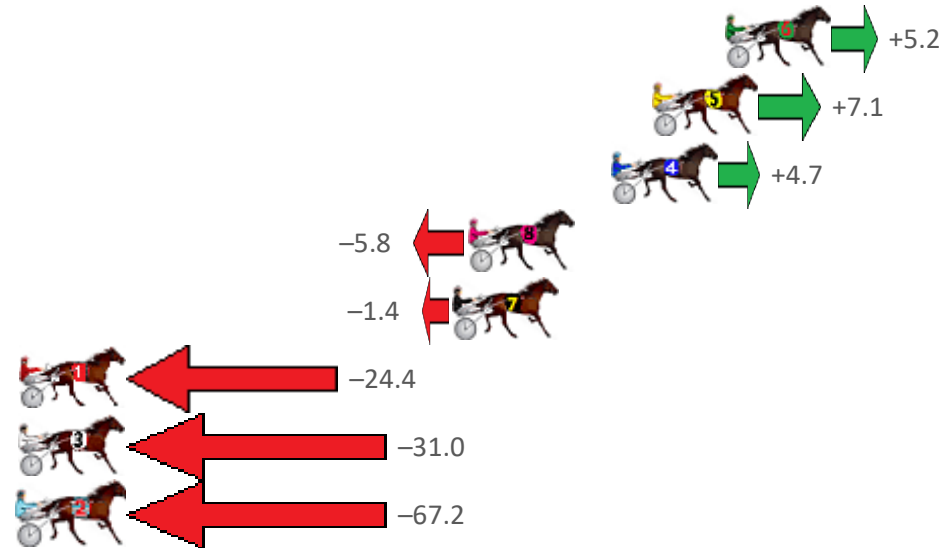
Redcliffe Race 5 Distance 1780m

Wednesday, 30 December 2020

Gross Time: 2:12.20 MileRate: 1:59.50 LeadTime: 11.60s First Qtr: 29.60s Second Qtr: 31.90s Third Qtr: 29.60s Fourth Qtr: 29.50s

No	Horse	Plc	Margin	Time	800Time (W)	400 Time (W)
6	WOODLANDS WONDER	1	0.0m	2:12.20	58.72s (2)	29.50s (2)
5	GUTS	2	2.9m	2:12.42	58.58s (2)	29.33s (2)
4	TORQUE TO THE MAX	3	4.5m	2:12.55	58.75s (1)	29.17s (3)
8	PITTSWORTH MAN	4	10.2m	2:12.99	59.53s (1)	29.90s (1)
7	CARIBBEAN ROCKET	5	10.8m	2:13.04	59.20s (0)	29.62s (1)
1	TURN TURN FLYER	6	29.4m	2:14.47	60.89s (0)	31.25s (0)
3	WILD ABOUT TOWN	7	31.0m	2:14.60	61.38s (1)	31.76s (1)
2	ALWAYS AT NIGHT	8	68.0m	2:17.46	64.04s (0)	34.38s (0)

Finish Position and metres gained from 800m



Sectionals
Powered by

PJ HARNESS ANALYSER **NEW**

Learn the power of sectionals

Check us out at www.pjdata.com.au

The Racing Queensland Board (trading as Racing Queensland) and provider are not responsible for the completeness or accuracy of any of the information contained herein, and makes no representations about its suitability for any purpose.

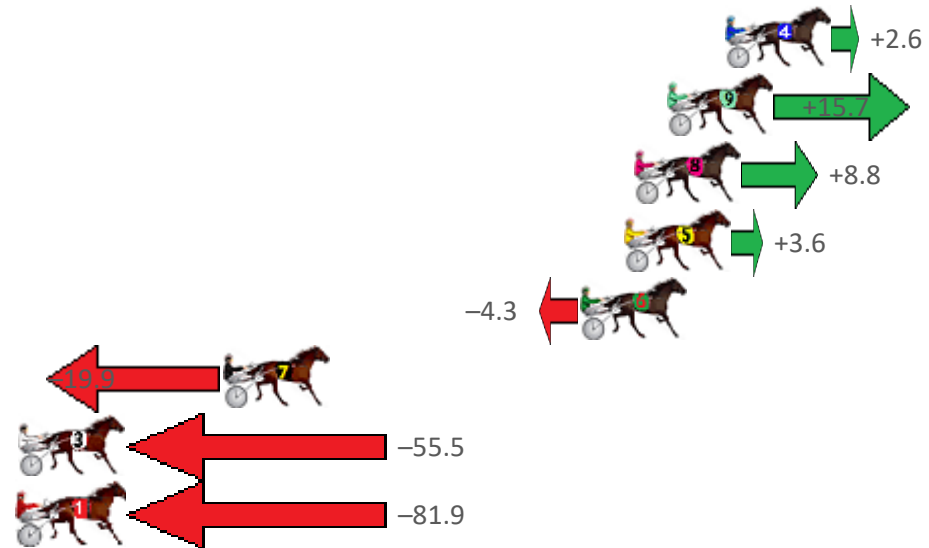
Redcliffe Race 6 Distance 1780m

Wednesday, 30 December 2020

Gross Time: 2:11.80 MileRate: 1:59.10 LeadTime: 11.80s First Qtr: 29.60s Second Qtr: 31.30s Third Qtr: 29.20s Fourth Qtr: 29.90s

NoHorse	Plc	Margin	Time	800Time (W)	400 Time (W)
4 TEE JAY CEE	1	0.0m	2:11.80	58.91s (0)	29.90s (0)
9 COULDNTMISAFALCON	2	2.3m	2:11.98	57.95s (1)	29.30s (2)
8 TUESDAYS COURAGE	3	3.6m	2:12.08	58.45s (1)	29.69s (2)
5 SHESA PEARLA	4	4.0m	2:12.11	58.84s (1)	29.65s (1)
6 GRETELS GIRL	5	5.7m	2:12.25	59.42s (1)	30.29s (1)
7 KISSESFORYAMISSES	6	19.9m	2:13.36	60.56s (2)	31.28s (2)
3 TACTFILLY MIRACLE	7	62.9m	2:16.73	63.18s (0)	33.79s (0)
1 RINNY TINTIN	8	94.9m	2:19.23	65.12s (0)	35.48s (0)

Finish Position and metres gained from 800m



Sectionals
Powered by

PJ HARNESS ANALYSER **NEW**

Learn the power of sectionals

Check us out at www.pjdata.com.au

The Racing Queensland Board (trading as Racing Queensland) and provider are not responsible for the completeness or accuracy of any of the information contained herein, and makes no representations about its suitability for any purpose.

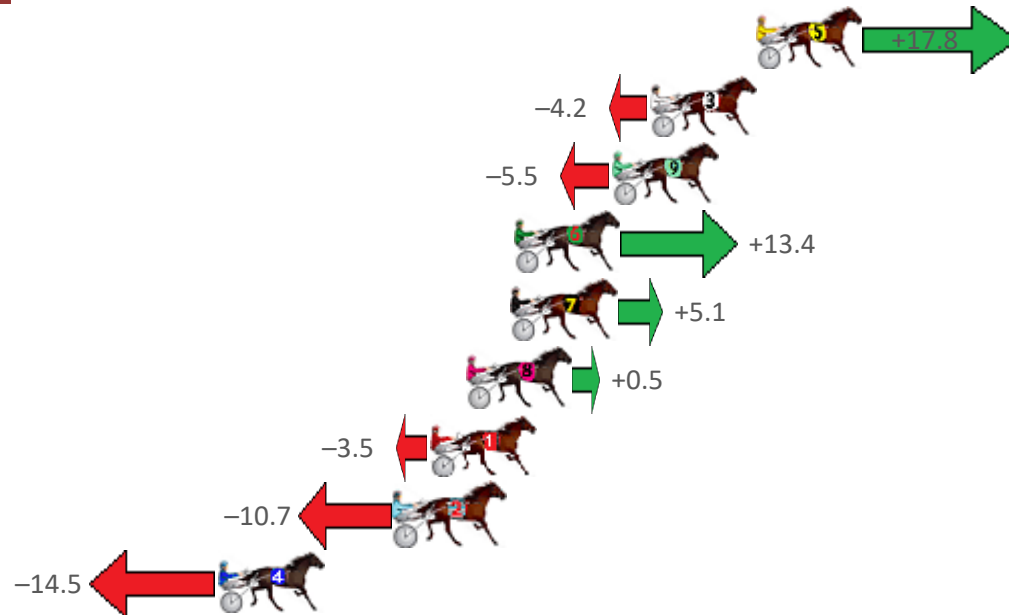
Redcliffe Race 7 Distance 1780m

Wednesday, 30 December 2020

Gross Time: 2:13.90 MileRate: 2:01.10 LeadTime: 11.60s First Qtr: 30.00s Second Qtr: 31.30s Third Qtr: 29.70s Fourth Qtr: 31.30s

NoHorse	Plc	Margin	Time	800Time (W)	400 Time (W)
5 REGALIA	1	0.0m	2:13.90	59.65s (1)	30.21s (2)
3 KID CALVERT	2	4.2m	2:14.24	61.32s (1)	31.63s (1)
9 IMA REGAL JET	3	5.7m	2:14.37	61.42s (2)	31.70s (2)
6 MAKINMEFEELGOOD	4	9.6m	2:14.69	59.98s (1)	30.55s (1)
7 REDDY FIRE	5	9.7m	2:14.69	60.61s (0)	31.15s (1)
8 GLENCOE REIGN	6	11.5m	2:14.84	60.96s (1)	31.49s (2)
1 POSER	7	12.9m	2:14.96	61.27s (0)	31.74s (0)
2 IM ISABELLA	8	14.3m	2:15.07	61.81s (0)	32.41s (0)
4 WHATA REACTOR	9	21.3m	2:15.64	62.10s (1)	32.46s (1)

Finish Position and metres gained from 800m



Sectionals
Powered by

PJ HARNES ANALYSER **NEW**

Learn the power of sectionals

Check us out at www.pjdata.com.au

The Racing Queensland Board (trading as Racing Queensland) and provider are not responsible for the completeness or accuracy of any of the information contained herein, and makes no representations about its suitability for any purpose.

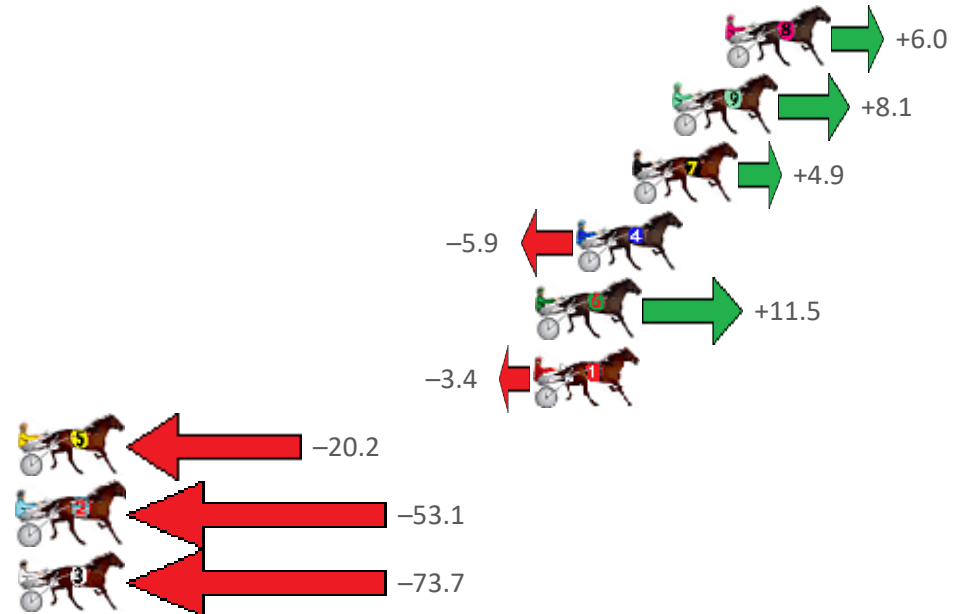
Redcliffe Race 8 Distance 1780m

Wednesday, 30 December 2020

Gross Time: 2:13.00 MileRate: 2:00.20 LeadTime: 11.80s First Qtr: 29.70s Second Qtr: 31.40s Third Qtr: 29.80s Fourth Qtr: 30.30s

NoHorse	Plc	Margin	Time	800Time (W)	400 Time (W)
8 JOY TO ALL	1	0.0m	2:13.00	59.65s (1)	30.24s (1)
9 SHESFEELINSPECIAL	2	2.1m	2:13.17	59.49s (1)	30.04s (1)
7 LITTLE AUCKLAND	3	3.7m	2:13.29	59.73s (0)	29.84s (0)
4 BELLAVICTREE	4	5.9m	2:13.47	60.54s (0)	30.74s (0)
6 CRIME BOSS	5	7.5m	2:13.59	59.24s (0)	29.55s (1)
1 OUR DOLLY	6	7.6m	2:13.60	60.35s (0)	30.47s (0)
5 LAKER	7	34.8m	2:15.76	61.61s (1)	32.15s (1)
2 WEDDING NIGHT	8	66.9m	2:18.31	64.07s (0)	33.43s (1)
3 LOYOLA SIOUX	9	75.5m	2:18.99	65.61s (1)	34.39s (0)

Finish Position and metres gained from 800m



Sectionals
Powered by

PJ HARNESS ANALYSER **NEW**

Learn the power of sectionals

Check us out at www.pjdata.com.au

The Racing Queensland Board (trading as Racing Queensland) and provider are not responsible for the completeness or accuracy of any of the information contained herein, and makes no representations about its suitability for any purpose.

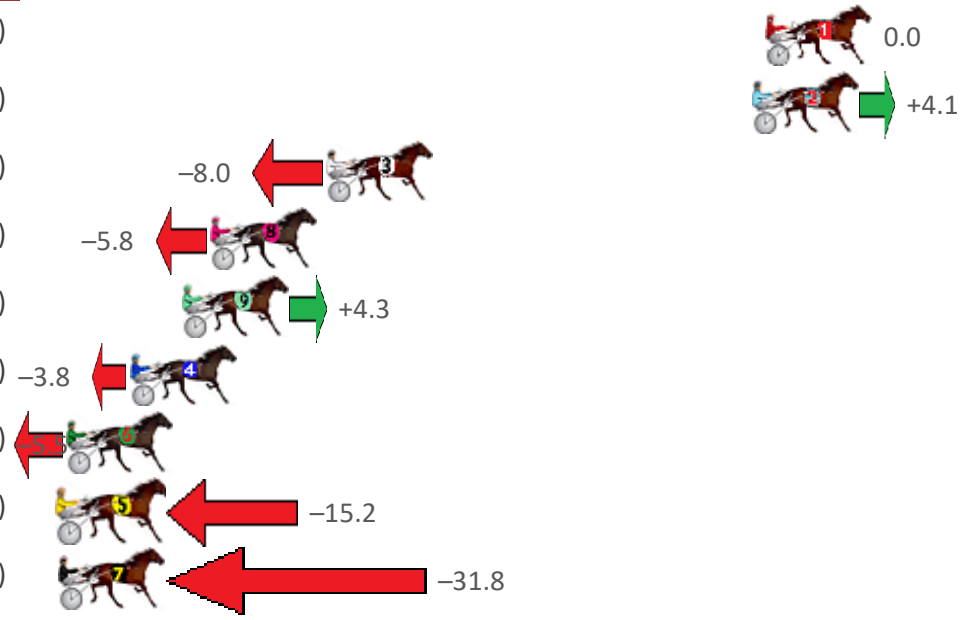
Redcliffe Race 9 Distance 1780m

Wednesday, 30 December 2020

Gross Time: 2:09.80 MileRate: 1:57.30 LeadTime: 11.10s First Qtr: 29.60s Second Qtr: 29.80s Third Qtr: 29.50s Fourth Qtr: 29.80s

No	Horse	Plc	Margin	Time	800Time (W)	400 Time (W)
1	GINA TARANTELLA	1	0.0m	2:09.80	59.30s (0)	29.80s (0)
2	COUNTRY RUN	2	0.5m	2:09.84	59.00s (0)	29.53s (1)
3	STUDLEIGH WILL	3	17.4m	2:11.16	59.89s (1)	30.41s (1)
8	DUKE	4	22.0m	2:11.52	59.73s (1)	30.19s (1)
9	PHOTOZEN	5	23.1m	2:11.60	58.98s (1)	29.50s (0)
4	GIGANTIC JASPER	6	25.2m	2:11.77	59.58s (1)	30.16s (2)
6	MISS CATALINA	7	27.7m	2:11.96	59.71s (0)	30.22s (0)
5	JAMAICAN RESORT	8	32.8m	2:12.36	60.42s (0)	30.96s (0)
7	ARTISTIC HUMMA	9	44.4m	2:13.27	61.64s (0)	32.13s (0)

Finish Position and metres gained from 800m



Sectionals
Powered by

PJ HARNES ANALYSER **NEW**

Learn the power of sectionals

Check us out at www.pjdata.com.au

The Racing Queensland Board (trading as Racing Queensland) and provider are not responsible for the completeness or accuracy of any of the information contained herein, and makes no representations about its suitability for any purpose.

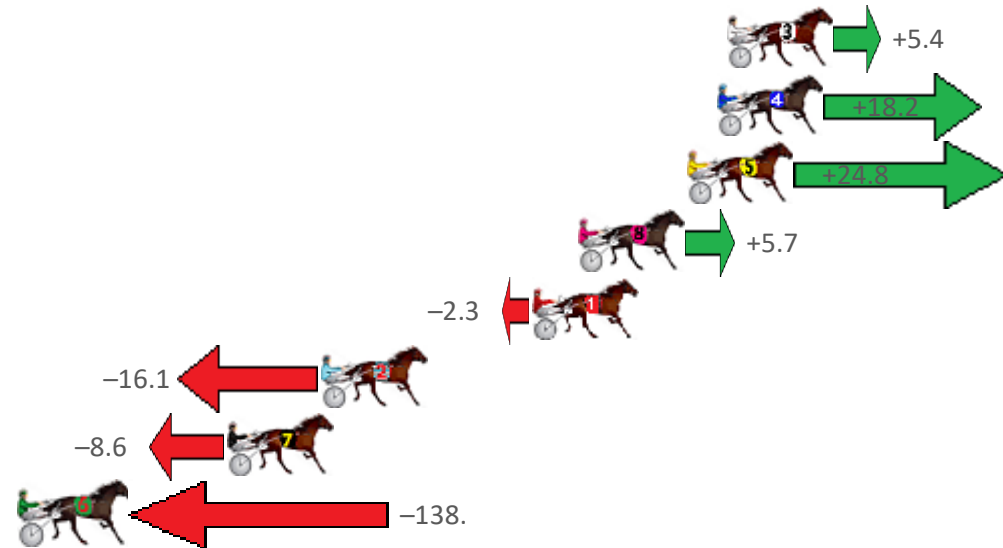
Redcliffe Race 10 Distance 1780m

Wednesday, 30 December 2020

Gross Time: 2:14.60 MileRate: 2:01.70 LeadTime: 11.40s First Qtr: 29.70s Second Qtr: 32.10s Third Qtr: 29.90s Fourth Qtr: 31.50s

NoHorse	Plc	Margin	Time	800Time (W)	400 Time (W)
3 DONT YOU BE NAUGHTY	1	0.0m	2:14.60	60.99s (1)	31.25s (1)
4 SHEREACTS	2	0.4m	2:14.63	60.01s (1)	30.47s (1)
5 HURRIKANE KAT	3	1.6m	2:14.73	59.51s (1)	30.65s (2)
8 STEEVEN	4	5.9m	2:15.09	60.96s (1)	31.32s (1)
1 GOOD LUCK CHARM	5	7.7m	2:15.23	61.58s (0)	31.76s (0)
2 DREAMOUTS NIECE	6	16.1m	2:15.93	62.63s (0)	32.76s (0)
7 MELTON QUALITY	7	19.8m	2:16.23	62.06s (0)	32.33s (0)
6 MELTON KILLARA	8	154.8m	2:27.34	71.99s (0)	40.96s (0)

Finish Position and metres gained from 800m



Sectionals
Powered by

PJ HARNESS ANALYSER **NEW**

Learn the power of sectionals

Check us out at www.pjdata.com.au

The Racing Queensland Board (trading as Racing Queensland) and provider are not responsible for the completeness or accuracy of any of the information contained herein, and makes no representations about its suitability for any purpose.