

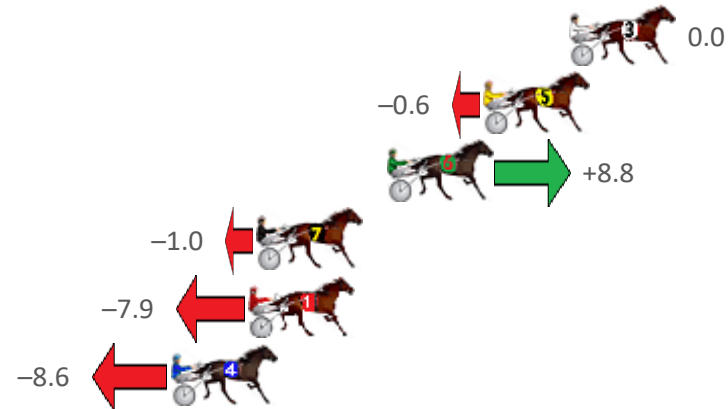
# Redcliffe Race 1 Distance 2040m

Wednesday, 16 December 2020

Gross Time: 2:30.30 MileRate: 1:58.60 LeadTime: 31.40s First Qtr: 31.70s Second Qtr: 30.60s Third Qtr: 28.30s Fourth Qtr: 28.30s

NoHorse	Plc	Margin	Time	800Time (W)	400 Time (W)
3 LA PLAYER	1	0.0m	2:30.30	56.60s (0)	28.30s (0)
5 MASTER CATCH	2	3.4m	2:30.55	56.64s (1)	28.24s (1)
6 OUR UNCLE JIM	3	7.2m	2:30.84	55.98s (1)	27.95s (2)
7 JUST JOSHIN	4	12.4m	2:31.22	56.67s (1)	28.50s (1)
1 CAMROLLER	5	12.7m	2:31.24	57.16s (0)	28.69s (0)
4 LIFES BLACK	6	15.8m	2:31.47	57.21s (1)	28.86s (2)

Finish Position and metres gained from 800m



Sectionals  
Powered by

**PJ HARNESS ANALYSER** **NEW**  
Learn the power of sectionals  
Check us out at [www.pjdata.com.au](http://www.pjdata.com.au)

The Racing Queensland Board (trading as Racing Queensland) and provider are not responsible for the completeness or accuracy of any of the information contained herein, and makes no representations about its suitability for any purpose.

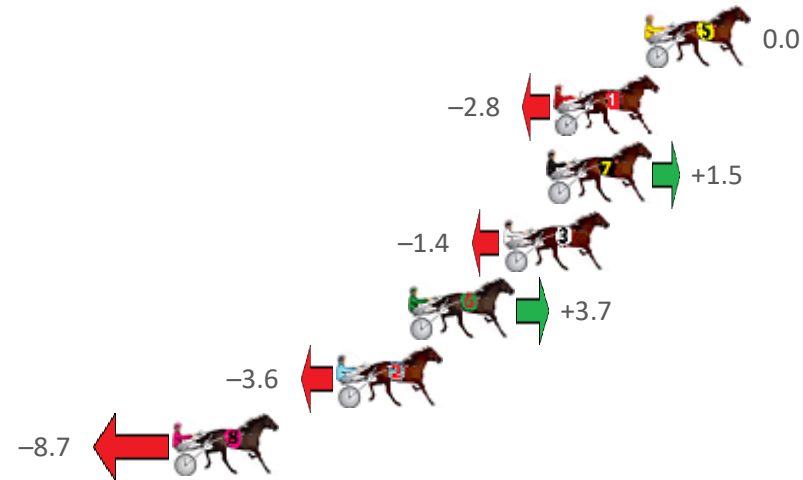
# Redcliffe Race 2 Distance 2040m

Wednesday, 16 December 2020

Gross Time: 2:29.90    MileRate: 1:58.30    LeadTime: 31.60s    First Qtr: 29.60s    Second Qtr: 30.70s    Third Qtr: 28.90s    Fourth Qtr: 29.10s

NoHorse	Plc	Margin	Time	800Time (W)	400 Time (W)
5 JAMES DEAN	1	0.0m	2:29.90	58.00s (1)	29.09s (1)
1 LA SAFRON	2	3.6m	2:30.17	58.20s (0)	29.36s (0)
7 KURAHAUPO GAMBLER	3	3.9m	2:30.20	57.89s (0)	29.06s (0)
3 BET IM SPECIAL	4	5.6m	2:30.33	58.10s (1)	29.16s (1)
6 CLARKEY	5	9.3m	2:30.61	57.73s (1)	28.86s (1)
2 ARBIT MAJOR	6	12.2m	2:30.83	58.26s (1)	29.37s (2)
8 SABREUR	7	18.7m	2:31.33	58.63s (0)	29.83s (0)

Finish Position and metres gained from 800m



Sectionals  
Powered by

**PJ HARNESS ANALYSER** **NEW**

Learn the power of sectionals

Check us out at [www.pjdata.com.au](http://www.pjdata.com.au)

The Racing Queensland Board (trading as Racing Queensland) and provider are not responsible for the completeness or accuracy of any of the information contained herein, and makes no representations about its suitability for any purpose.

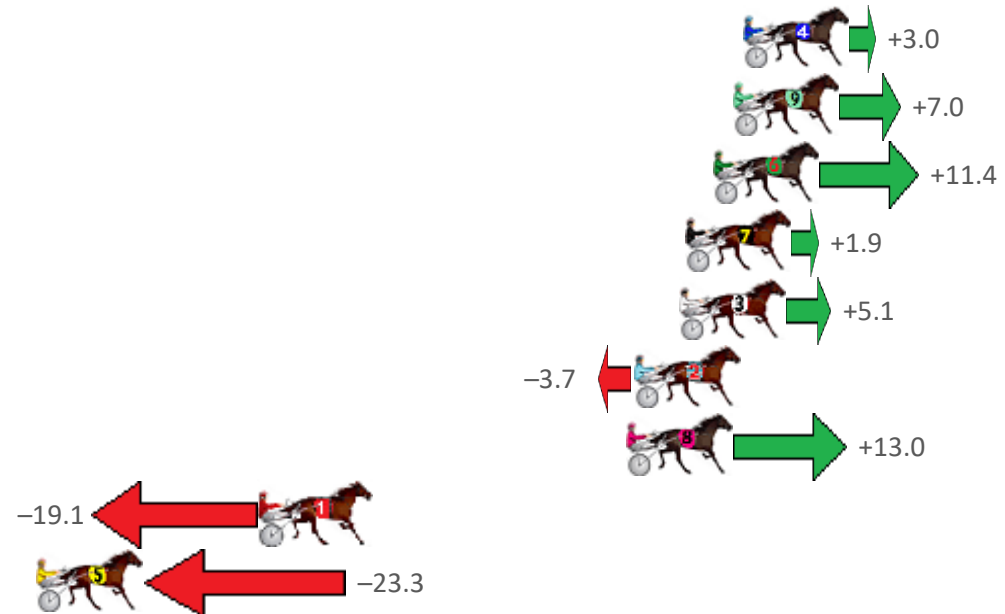
# Redcliffe Race 3 Distance 2040m

Wednesday, 16 December 2020

Gross Time: 2:32.30 MileRate: 2:00.10 LeadTime: 30.80s First Qtr: 32.30s Second Qtr: 31.00s Third Qtr: 28.40s Fourth Qtr: 29.80s

NoHorse	Plc	Margin	Time	800Time (W)	400 Time (W)
4 VIEWBYTHEROCK	1	0.0m	2:32.30	57.98s (2)	29.74s (2)
9 JOVIAL JULIE	2	0.4m	2:32.33	57.69s (2)	29.44s (2)
6 LONESTAR LAD	3	1.2m	2:32.39	57.38s (2)	29.19s (2)
7 MY ULTIMATE LOUIE	4	2.3m	2:32.48	58.06s (0)	29.47s (0)
3 DEVOUGED	5	2.5m	2:32.50	57.83s (1)	29.64s (1)
2 TOANUI SPIRIT	6	4.3m	2:32.64	58.47s (1)	30.12s (1)
8 VOODOO FELLA	7	4.6m	2:32.66	57.26s (1)	29.15s (0)
1 CHRISTIAN SHANNON	8	19.1m	2:33.79	59.58s (0)	31.01s (0)
5 BALLATOR THOR	9	41.5m	2:35.54	59.89s (2)	31.76s (1)

## Finish Position and metres gained from 800m



Sectionals  
Powered by

**PJ HARNES ANALYSER** **NEW**

Learn the power of sectionals

Check us out at [www.pjdata.com.au](http://www.pjdata.com.au)

The Racing Queensland Board (trading as Racing Queensland) and provider are not responsible for the completeness or accuracy of any of the information contained herein, and makes no representations about its suitability for any purpose.

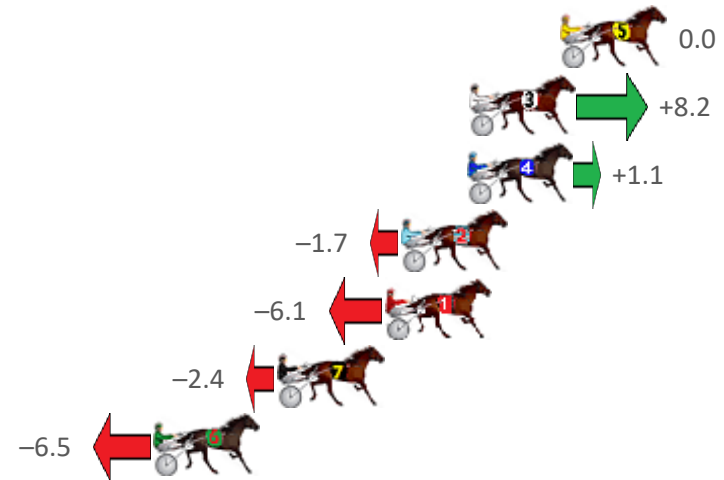
# Redcliffe Race 4 Distance 1780m

Wednesday, 16 December 2020

Gross Time: 2:12.00 MileRate: 1:59.30 LeadTime: 11.40s First Qtr: 30.70s Second Qtr: 32.10s Third Qtr: 29.50s Fourth Qtr: 28.30s

NoHorse	Plc	Margin	Time	800Time (W)	400 Time (W)
5 MAJORDOIT	1	0.0m	2:12.00	57.80s (1)	28.30s (1)
3 MISTER COLE	2	3.6m	2:12.27	57.21s (2)	28.33s (2)
4 MISTER HART	3	3.7m	2:12.28	57.72s (0)	28.22s (0)
2 ONLY IN ROME	4	6.3m	2:12.47	57.92s (1)	28.39s (1)
1 SO BOBS YOUR UNCLE	5	6.9m	2:12.51	58.24s (0)	28.74s (0)
7 NIKALONG HENRY	6	11.2m	2:12.83	57.97s (1)	28.53s (2)
6 PRECIOUS CULLEN	7	16.1m	2:13.20	58.27s (0)	28.74s (1)

Finish Position and metres gained from 800m



Sectionals  
Powered by

**PJ HARNESS ANALYSER** **NEW**

Learn the power of sectionals

Check us out at [www.pjdata.com.au](http://www.pjdata.com.au)

The Racing Queensland Board (trading as Racing Queensland) and provider are not responsible for the completeness or accuracy of any of the information contained herein, and makes no representations about its suitability for any purpose.

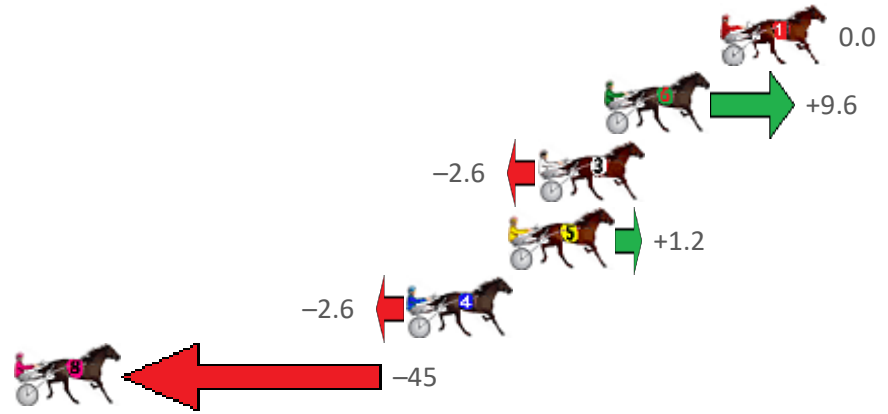
# Redcliffe Race 5 Distance 1780m

Wednesday, 16 December 2020

Gross Time: 2:11.90    MileRate: 1:59.30    LeadTime: 11.60s    First Qtr: 31.00s    Second Qtr: 31.10s    Third Qtr: 29.70s    Fourth Qtr: 28.50s

NoHorse	Plc	Margin	Time	800Time (W)	400 Time (W)
1 MADAMOISELLE JUJON	1	0.0m	2:11.90	58.20s (0)	28.50s (0)
6 HOLDINGNO CURRENCY	2	4.6m	2:12.24	57.51s (1)	28.19s (1)
3 TORQUE IS MY GIRL	3	7.2m	2:12.44	58.39s (0)	28.67s (0)
5 COULDNTBETOLD	4	8.4m	2:12.53	58.11s (1)	28.77s (1)
4 MOLLYS SECRET	5	12.4m	2:12.83	58.39s (0)	28.70s (0)
8 PETITE PAREE	6	94.9m	2:19.00	61.45s (0)	30.62s (0)

Finish Position and metres gained from 800m



Sectionals  
Powered by

**PJ HARNES ANALYSER** **NEW**

Learn the power of sectionals

Check us out at [www.pjdata.com.au](http://www.pjdata.com.au)

The Racing Queensland Board (trading as Racing Queensland) and provider are not responsible for the completeness or accuracy of any of the information contained herein, and makes no representations about its suitability for any purpose.

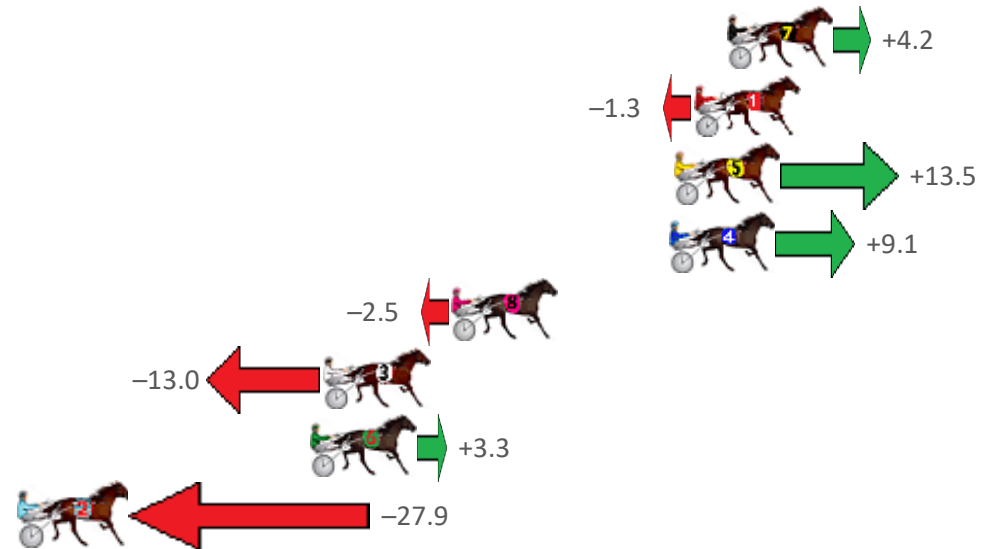
# Redcliffe Race 6 Distance 2040m

Wednesday, 16 December 2020

Gross Time: 2:33.00 MileRate: 2:00.70 LeadTime: 30.90s First Qtr: 30.50s Second Qtr: 30.60s Third Qtr: 30.20s Fourth Qtr: 30.80s

NoHorse	Plc	Margin	Time	800Time (W)	400 Time (W)
7 CANNAN	1	0.0m	2:33.00	60.68s (0)	30.48s (0)
1 MISTER DECORUM	2	1.3m	2:33.10	61.10s (0)	30.90s (0)
5 MISS CATALINA	3	2.1m	2:33.17	59.98s (1)	29.61s (2)
4 TORQUE TO THE MAX	4	2.3m	2:33.19	60.31s (1)	29.95s (2)
8 GHOST GUM	5	10.9m	2:33.88	61.19s (0)	30.98s (0)
3 A ROCKNROLL LEGACY	6	16.0m	2:34.29	61.99s (1)	31.95s (1)
6 TORQUE WRITER	7	16.5m	2:34.33	60.75s (1)	30.41s (2)
2 WILD ABOUT TOWN	8	35.1m	2:35.83	63.12s (1)	32.78s (1)

Finish Position and metres gained from 800m



Sectionals  
Powered by

**PJ HARNESS ANALYSER** **NEW**

Learn the power of sectionals

Check us out at [www.pjdata.com.au](http://www.pjdata.com.au)

The Racing Queensland Board (trading as Racing Queensland) and provider are not responsible for the completeness or accuracy of any of the information contained herein, and makes no representations about its suitability for any purpose.

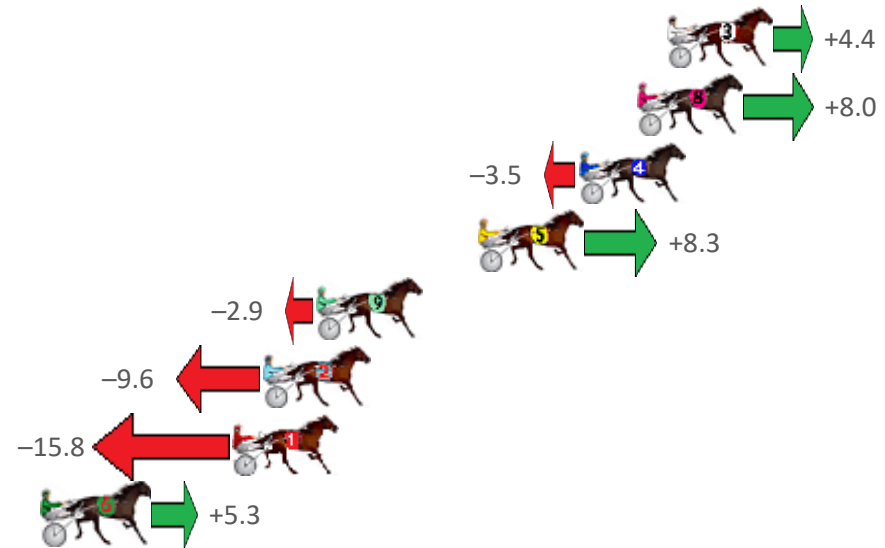
# Redcliffe Race 7 Distance 1780m

Wednesday, 16 December 2020

Gross Time: 2:10.70 MileRate: 1:58.20 LeadTime: 11.80s First Qtr: 28.80s Second Qtr: 29.80s Third Qtr: 30.00s Fourth Qtr: 30.30s

NoHorse	Plc	Margin	Time	800Time (W)	400 Time (W)
3 HESLUVABLE	1	0.0m	2:10.70	59.97s (1)	29.98s (2)
8 ROUSEY	2	1.2m	2:10.80	59.70s (1)	29.76s (2)
4 ABERCROMBIE TAB	3	3.5m	2:10.98	60.56s (1)	30.56s (1)
5 LIFEINHEAVEN	4	7.5m	2:11.29	59.68s (0)	29.86s (1)
9 CONDAFEW	5	13.9m	2:11.80	60.52s (0)	30.64s (0)
2 SHESFEELINPRECIOUS	6	16.0m	2:11.97	61.02s (0)	31.10s (0)
1 TOO GOOD FOR YOU	7	17.2m	2:12.06	61.48s (0)	31.49s (0)
6 VERMONT	8	24.7m	2:12.66	59.90s (0)	30.82s (0)

Finish Position and metres gained from 800m



Sectionals  
Powered by

**PJ HARNES ANALYSER** **NEW**

Learn the power of sectionals

Check us out at [www.pjdata.com.au](http://www.pjdata.com.au)

The Racing Queensland Board (trading as Racing Queensland) and provider are not responsible for the completeness or accuracy of any of the information contained herein, and makes no representations about its suitability for any purpose.


# Redcliffe Race 8 Distance 2040m

Wednesday, 16 December 2020

Gross Time: 2:33.90 MileRate: 2:01.40 LeadTime: 32.20s First Qtr: 32.20s Second Qtr: 31.40s Third Qtr: 28.60s Fourth Qtr: 29.50s

NoHorse	Plc	Margin	Time	800Time (W)	400 Time (W)
3 HURRIKANE HOUR	1	0.0m	2:33.90	58.10s (0)	29.50s (0)
5 HARRY CROFT	2	4.7m	2:34.26	58.09s (1)	29.39s (1)
7 MY ULTIMATE HESTON	3	6.0m	2:34.36	58.49s (1)	29.84s (1)
4 JOY TO ALL	4	7.5m	2:34.48	58.29s (0)	29.49s (0)
6 ROCKNHOLME	5	10.2m	2:34.69	58.13s (1)	29.40s (1)
8 AMANDER	6	11.5m	2:34.79	58.24s (0)	29.43s (0)
1 ESTARDAY	7	91.0m	2:40.94	61.06s (0)	31.41s (0)

Finish Position and metres gained from 800m



Sectionals  
Powered by

**PJ HARNESS ANALYSER** **NEW**

Learn the power of sectionals

Check us out at [www.pjdata.com.au](http://www.pjdata.com.au)

The Racing Queensland Board (trading as Racing Queensland) and provider are not responsible for the completeness or accuracy of any of the information contained herein, and makes no representations about its suitability for any purpose.



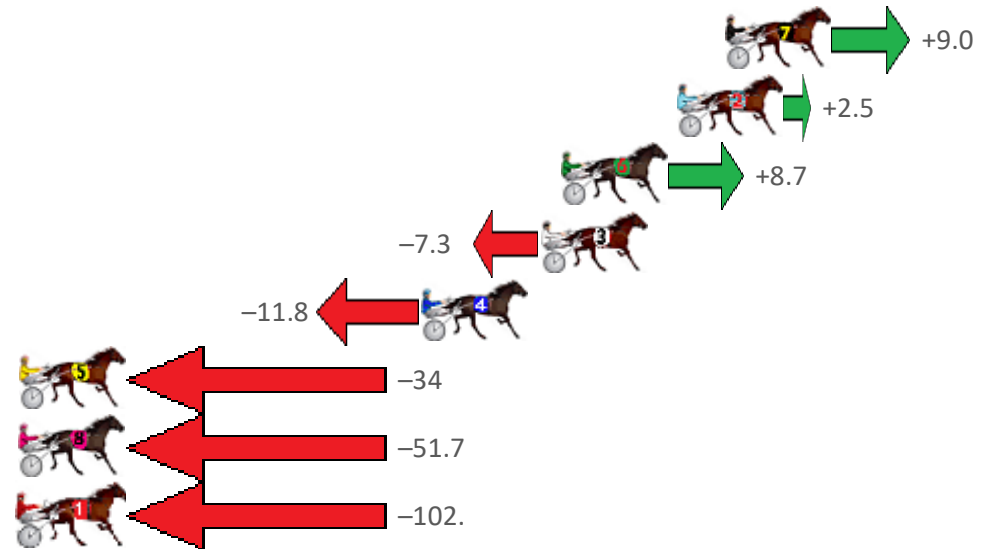
# Redcliffe Race 9 Distance 2040m

Wednesday, 16 December 2020

Gross Time: 2:35.10 MileRate: 2:02.30 LeadTime: 32.00s First Qtr: 32.00s Second Qtr: 30.90s Third Qtr: 29.40s Fourth Qtr: 30.80s

No	Horse	Plc	Margin	Time	800Time (W)	400 Time (W)
7	FEELIN FLIRTY	1	0.0m	2:35.10	59.53s (0)	30.14s (0)
2	CRIME BOSS	2	1.9m	2:35.25	60.01s (0)	30.61s (0)
6	LEFT IN THE WIND	3	6.5m	2:35.62	59.55s (1)	29.98s (1)
3	SHESFEELINSPECIAL	4	7.3m	2:35.69	60.75s (0)	31.36s (0)
4	BELLAVICTREE	5	12.0m	2:36.07	61.08s (1)	31.47s (1)
5	LITTLE AUCKLAND	6	44.0m	2:38.65	62.73s (1)	33.23s (1)
8	FLASH FREDDIE	7	56.9m	2:39.68	64.07s (1)	34.54s (1)
1	HURRIKANE KAT	8	117.4m	2:44.56	67.86s (0)	37.77s (0)

Finish Position and metres gained from 800m



Sectionals  
Powered by

**PJ HARNESS ANALYSER** **NEW**

Learn the power of sectionals

Check us out at [www.pjdata.com.au](http://www.pjdata.com.au)

The Racing Queensland Board (trading as Racing Queensland) and provider are not responsible for the completeness or accuracy of any of the information contained herein, and makes no representations about its suitability for any purpose.