

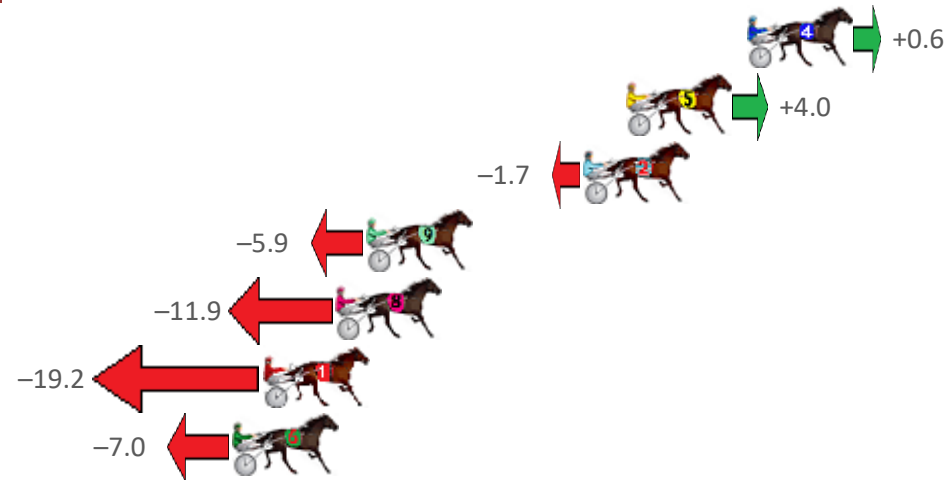
Redcliffe Race 1 Distance 1780m

Monday, 14 December 2020

Gross Time: 2:10.10 MileRate: 1:57.60 LeadTime: 11.50s First Qtr: 30.40s Second Qtr: 30.50s Third Qtr: 28.90s Fourth Qtr: 28.80s

NoHorse	Plc	Margin	Time	800Time (W)	400 Time (W)
4 THE HERVEY BAY	1	0.0m	2:10.10	57.66s (1)	28.77s (1)
5 OUR BONDI BEACH	2	4.8m	2:10.46	57.41s (0)	28.50s (0)
2 EARL JUJON	3	6.5m	2:10.59	57.82s (1)	28.86s (1)
9 HUNZA VALLEY	4	15.1m	2:11.24	58.12s (1)	29.11s (1)
8 RNR WINDERMERE	5	16.3m	2:11.33	58.55s (0)	29.64s (0)
1 THERESACHANCE	6	19.2m	2:11.55	59.08s (0)	30.17s (0)
6 IDEAL SITUATION	7	20.4m	2:11.64	58.20s (1)	29.17s (1)

Finish Position and metres gained from 800m



Sectionals
Powered by

PJ HARNESS ANALYSER **NEW**

Learn the power of sectionals

Check us out at www.pjdata.com.au

The Racing Queensland Board (trading as Racing Queensland) and provider are not responsible for the completeness or accuracy of any of the information contained herein, and makes no representations about its suitability for any purpose.

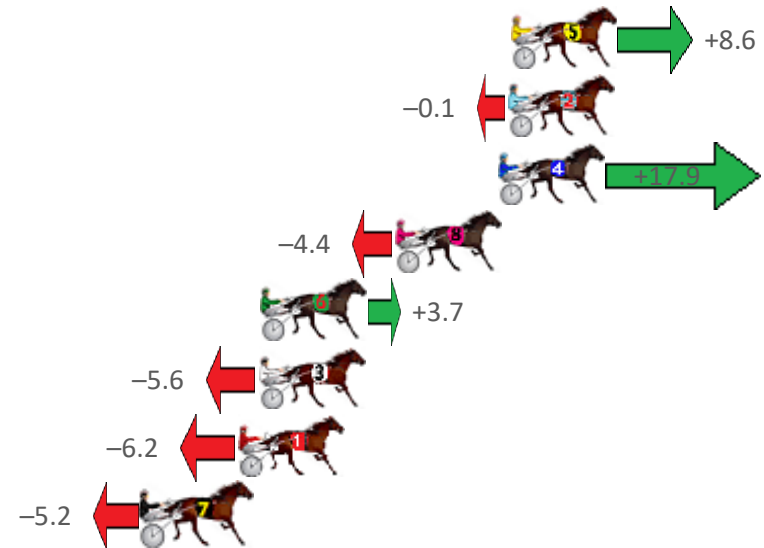
Redcliffe Race 2 Distance 2040m

Monday, 14 December 2020

Gross Time: 2:33.20 MileRate: 2:00.90 LeadTime: 31.70s First Qtr: 31.60s Second Qtr: 30.90s Third Qtr: 28.90s Fourth Qtr: 30.10s

NoHorse	Plc	Margin	Time	800Time (W)	400 Time (W)
5 BEEF CITY BLAZE	1	0.0m	2:33.20	58.37s (1)	29.23s (1)
2 GOOD AS IT GETS	2	0.1m	2:33.21	59.01s (0)	30.11s (0)
4 ADRENALINE RUSH	3	0.5m	2:33.24	57.69s (1)	29.49s (2)
8 GOTTA MOMENT	4	4.6m	2:33.56	59.32s (1)	30.23s (1)
6 SONNY SAVEAO	5	9.9m	2:33.98	58.73s (1)	30.53s (2)
3 BUSTN FEELZ GOOD	6	10.0m	2:33.99	59.41s (1)	30.31s (1)
1 GRIZZLY MONTANA	7	10.8m	2:34.05	59.45s (0)	30.40s (0)
7 ROGER THAT	8	14.6m	2:34.35	59.38s (0)	30.26s (0)

Finish Position and metres gained from 800m



Sectionals
Powered by

PJ HARNESS ANALYSER **NEW**

Learn the power of sectionals

Check us out at www.pjdata.com.au

The Racing Queensland Board (trading as Racing Queensland) and provider are not responsible for the completeness or accuracy of any of the information contained herein, and makes no representations about its suitability for any purpose.

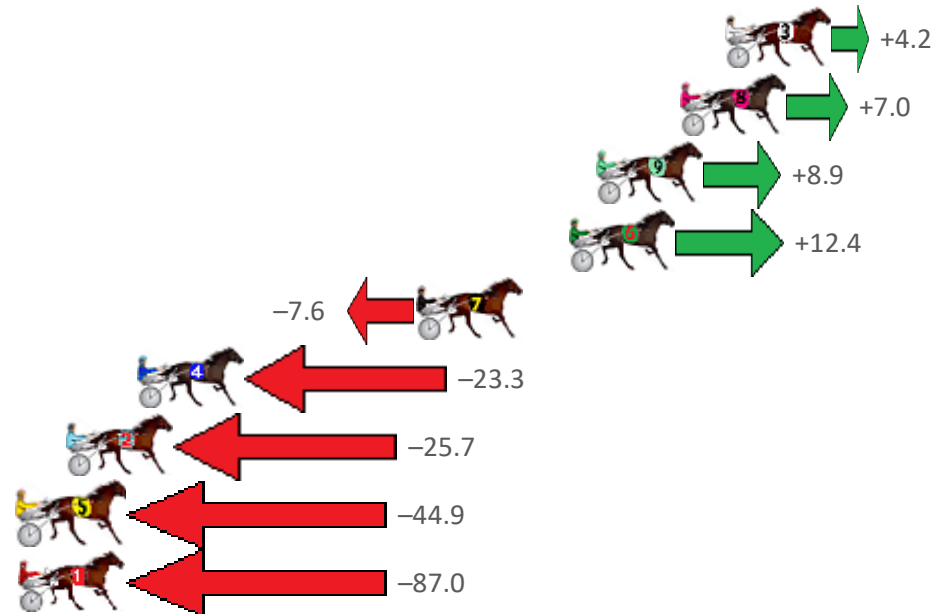
Redcliffe Race 3 Distance 1780m

Monday, 14 December 2020

Gross Time: 2:11.30 MileRate: 1:58.70 LeadTime: 11.40s First Qtr: 29.50s Second Qtr: 31.00s Third Qtr: 29.50s Fourth Qtr: 29.90s

NoHorse	Plc	Margin	Time	800Time (W)	400 Time (W)
3 HEADWIN	1	0.0m	2:11.30	59.09s (1)	29.57s (1)
8 ALL GOOD	2	1.8m	2:11.44	58.88s (1)	29.44s (2)
9 MAJOR LUCKY	3	5.1m	2:11.70	58.74s (1)	29.34s (2)
6 BETTOR BACK LOUEY	4	6.2m	2:11.79	58.48s (1)	29.07s (2)
7 OUR ULTIMATE HANNA	5	12.2m	2:12.26	59.96s (0)	30.36s (0)
4 ALL GOOD WALLY	6	23.3m	2:13.13	61.12s (1)	31.63s (1)
2 TACTFILLY MAGIC	7	26.1m	2:13.34	61.30s (0)	31.69s (0)
5 RAGNAROK	8	72.3m	2:16.96	62.72s (0)	32.60s (0)
1 CAPTAIN THUNDERBOL	9	96.0m	2:18.82	65.82s (0)	35.24s (0)

Finish Position and metres gained from 800m



Sectionals
Powered by

PJ HARNES ANALYSER **NEW**

Learn the power of sectionals

Check us out at www.pjdata.com.au

The Racing Queensland Board (trading as Racing Queensland) and provider are not responsible for the completeness or accuracy of any of the information contained herein, and makes no representations about its suitability for any purpose.

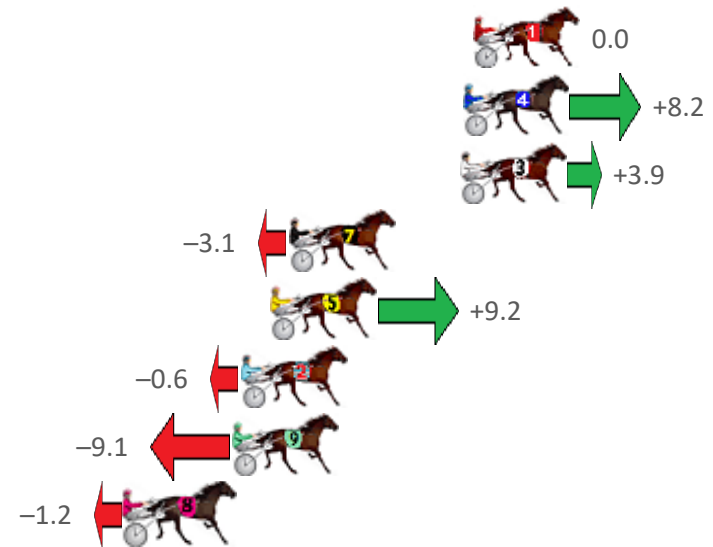
Redcliffe Race 4 Distance 1780m

Monday, 14 December 2020

Gross Time: 2:12.50 MileRate: 1:59.80 LeadTime: 11.50s First Qtr: 31.20s Second Qtr: 31.80s Third Qtr: 28.70s Fourth Qtr: 29.30s

NoHorse	Plc	Margin	Time	800Time (W)	400 Time (W)
1 SUGARKANE	1	0.0m	2:12.50	58.00s (0)	29.30s (0)
4 IFOUNDTHEBEACH	2	0.4m	2:12.53	57.41s (2)	28.92s (2)
3 GETALOADATHISGIRL	3	0.5m	2:12.54	57.72s (1)	28.78s (1)
7 MICHAELS DESIRE	4	7.3m	2:13.06	58.22s (0)	29.37s (0)
5 ARK ME	5	8.0m	2:13.11	57.34s (1)	28.96s (0)
2 CALL ME TRISH	6	9.2m	2:13.21	58.04s (0)	29.10s (1)
9 MIZZADELE	7	9.5m	2:13.23	58.66s (1)	29.74s (1)
8 GWENDALION	8	13.8m	2:13.56	58.09s (2)	29.43s (2)

Finish Position and metres gained from 800m



Sectionals
Powered by

PJ HARNESS ANALYSER **NEW**

Learn the power of sectionals

Check us out at www.pjdata.com.au

The Racing Queensland Board (trading as Racing Queensland) and provider are not responsible for the completeness or accuracy of any of the information contained herein, and makes no representations about its suitability for any purpose.

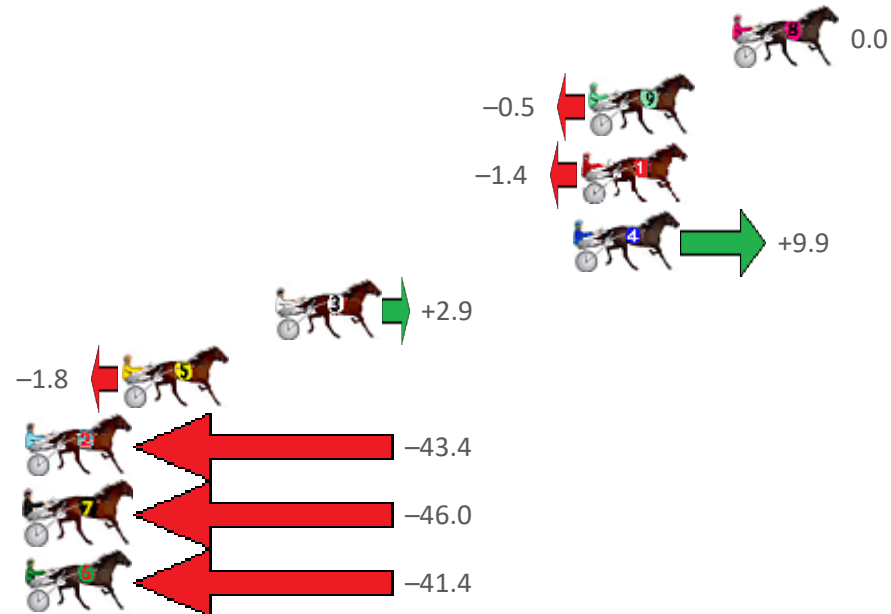
Redcliffe Race 5 Distance 1780m

Monday, 14 December 2020

Gross Time: 2:12.30 MileRate: 1:59.60 LeadTime: 11.50s First Qtr: 29.70s Second Qtr: 32.30s Third Qtr: 29.40s Fourth Qtr: 29.40s

NoHorse	Plc	Margin	Time	800Time (W)	400 Time (W)
8 WANJIRU	1	0.0m	2:12.30	58.80s (0)	29.40s (0)
9 SOME GIRLS SOMEWHERE	2	5.7m	2:12.74	58.84s (1)	29.66s (1)
1 BETTING BARON	3	6.0m	2:12.76	58.90s (0)	29.30s (0)
4 BOULDER CITY	4	6.3m	2:12.79	58.08s (1)	28.90s (2)
3 HUNTER RED	5	18.1m	2:13.70	58.59s (1)	29.32s (2)
5 DEADLY ROCKER	6	24.2m	2:14.17	58.93s (0)	29.28s (1)
2 PILOT PETE	7	54.0m	2:16.46	61.97s (1)	32.31s (1)
7 OUR ULTIMATE VICKI	8	54.8m	2:16.52	62.16s (0)	32.40s (0)
6 ITSMEGS	9	58.4m	2:16.80	61.83s (0)	31.50s (0)

Finish Position and metres gained from 800m



Sectionals
Powered by

PJ HARNESS ANALYSER **NEW**

Learn the power of sectionals

Check us out at www.pjdata.com.au

The Racing Queensland Board (trading as Racing Queensland) and provider are not responsible for the completeness or accuracy of any of the information contained herein, and makes no representations about its suitability for any purpose.

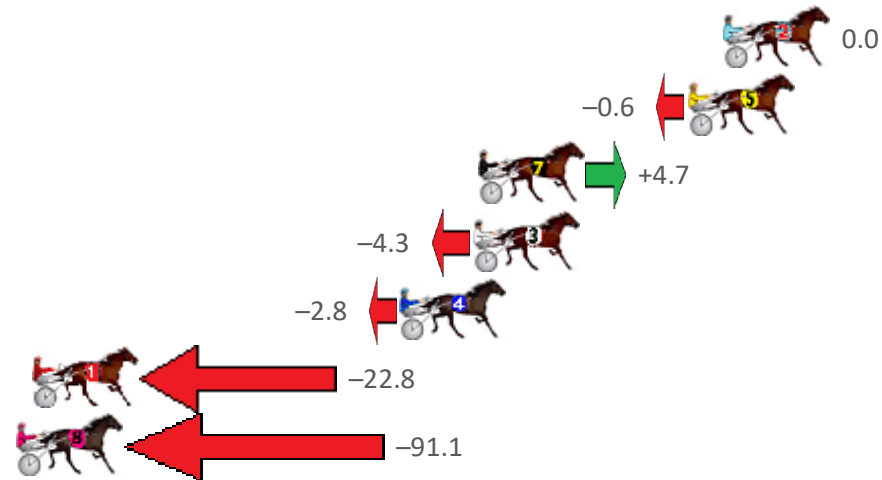
Redcliffe Race 6 Distance 1780m

Monday, 14 December 2020

Gross Time: 2:16.10 MileRate: 2:03.00 LeadTime: 11.90s First Qtr: 32.80s Second Qtr: 32.90s Third Qtr: 29.70s Fourth Qtr: 28.80s

NoHorse	Plc	Margin	Time	800Time (W)	400 Time (W)
2 MY ULTIMATE HELL	1	0.0m	2:16.10	58.50s (0)	28.80s (0)
5 WAVEDANCER	2	1.4m	2:16.21	58.54s (1)	28.79s (1)
7 MISTER DECORUM	3	9.7m	2:16.83	58.16s (1)	29.19s (2)
3 PITTSWORTH MAN	4	9.9m	2:16.85	58.81s (1)	29.06s (1)
4 JAMAICAN RESORT	5	12.8m	2:17.07	58.70s (1)	29.00s (2)
1 ITS ALL TORQUE	6	27.4m	2:18.17	60.16s (0)	30.32s (0)
8 BEYOND A SHADOW	7	211.1m	2:32.06	65.12s (0)	31.74s (0)

Finish Position and metres gained from 800m



Sectionals
Powered by

PJ HARNES ANALYSER **NEW**

Learn the power of sectionals

Check us out at www.pjdata.com.au

The Racing Queensland Board (trading as Racing Queensland) and provider are not responsible for the completeness or accuracy of any of the information contained herein, and makes no representations about its suitability for any purpose.


Redcliffe Race 7 Distance 1780m

Monday, 14 December 2020

Gross Time: 2:14.40 MileRate: 2:01.50 LeadTime: 11.60s First Qtr: 30.60s Second Qtr: 32.00s Third Qtr: 30.80s Fourth Qtr: 29.40s

NoHorse	Plc	Margin	Time	800Time (W)	400 Time (W)
4 GIGANTIC JASPER	1	0.0m	2:14.40	60.20s (0)	29.40s (0)
1 LEAPING LEO	2	4.0m	2:14.71	60.19s (0)	29.37s (0)
5 MANY DELIGHTS	3	5.0m	2:14.79	60.47s (1)	29.58s (1)
2 THANKHEAVNFORGIRLS	4	6.4m	2:14.89	59.95s (1)	29.34s (1)
7 COUNTRY RUN	5	8.4m	2:15.05	60.19s (0)	29.37s (0)
3 REGALIA	6	10.6m	2:15.22	60.57s (1)	29.85s (2)
9 WEASEL	7	10.8m	2:15.23	60.02s (2)	29.58s (2)
6 ALWAYS AT NIGHT	8	14.6m	2:15.53	59.98s (2)	29.56s (3)

Finish Position and metres gained from 800m



Sectionals
Powered by

PJ HARNESS ANALYSER **NEW**

Learn the power of sectionals

Check us out at www.pjdata.com.au

The Racing Queensland Board (trading as Racing Queensland) and provider are not responsible for the completeness or accuracy of any of the information contained herein, and makes no representations about its suitability for any purpose.

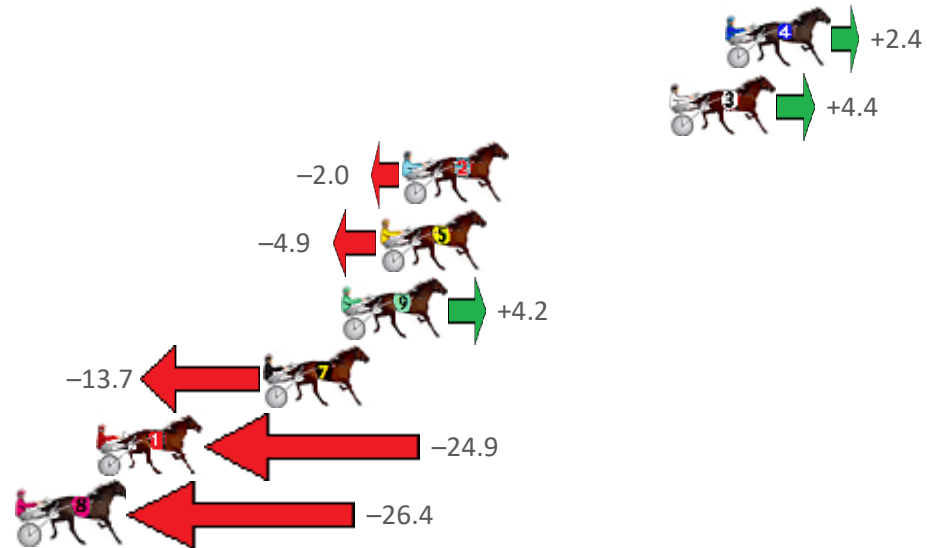
Redcliffe Race 8 Distance 1780m

Monday, 14 December 2020

Gross Time: 2:13.60 MileRate: 2:00.80 LeadTime: 11.50s First Qtr: 30.30s Second Qtr: 31.80s Third Qtr: 30.40s Fourth Qtr: 29.60s

NoHorse	Plc	Margin	Time	800Time (W)	400 Time (W)
4 SIR SEMPER FIDELIS	1	0.0m	2:13.60	59.82s (1)	29.59s (1)
3 BEEF CITY STARZZZ	2	2.2m	2:13.77	59.67s (1)	29.42s (1)
2 BARBOO	3	12.8m	2:14.59	60.15s (1)	29.89s (1)
5 DONT CALL ME	4	13.7m	2:14.66	60.37s (0)	29.93s (0)
9 WILLSINTOWN	5	15.2m	2:14.78	59.69s (1)	29.66s (0)
7 RISKY BUZINESS	6	18.3m	2:15.02	61.02s (0)	30.58s (0)
1 FAMOUS SHOES	7	24.9m	2:15.53	61.86s (0)	31.43s (0)
8 CHUMP CHOP	8	41.4m	2:16.81	61.97s (1)	31.73s (2)

Finish Position and metres gained from 800m



Sectionals
Powered by

PJ HARNESS ANALYSER **NEW**

Learn the power of sectionals

Check us out at www.pjdata.com.au

The Racing Queensland Board (trading as Racing Queensland) and provider are not responsible for the completeness or accuracy of any of the information contained herein, and makes no representations about its suitability for any purpose.

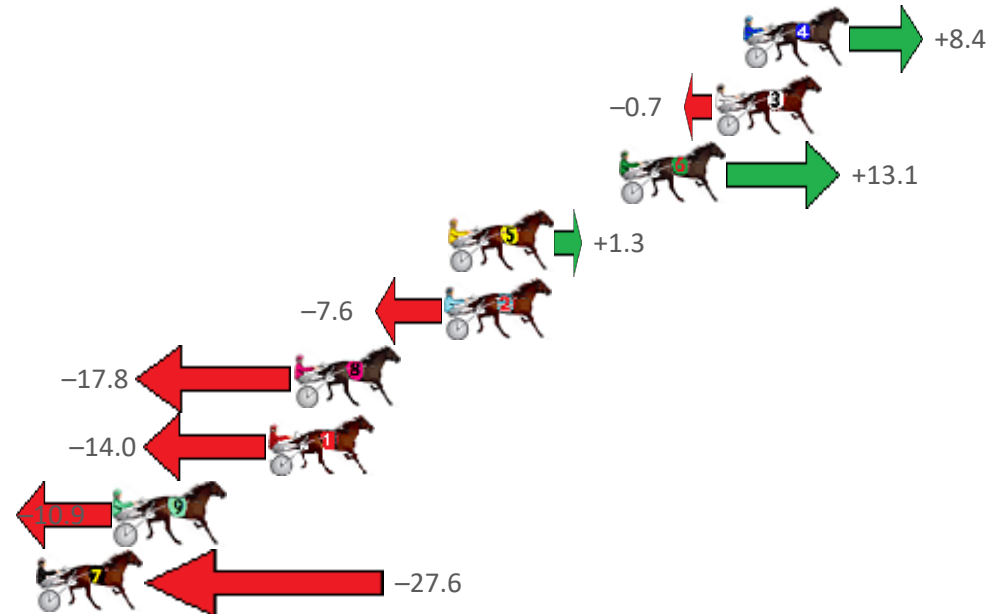
Redcliffe Race 9 Distance 1780m

Monday, 14 December 2020

Gross Time: 2:16.70 MileRate: 2:03.60 LeadTime: 11.30s First Qtr: 33.80s Second Qtr: 32.00s Third Qtr: 30.30s Fourth Qtr: 29.30s

NoHorse	Plc	Margin	Time	800Time (W)	400 Time (W)
4 HARRY CROFT	1	0.0m	2:16.70	58.98s (1)	29.23s (2)
3 LITTLEDEE	2	1.1m	2:16.78	59.65s (0)	29.38s (0)
6 BUTCHERFEELGOOD	3	4.9m	2:17.08	58.63s (1)	29.23s (2)
5 SCHOOPY	4	11.7m	2:17.60	59.50s (1)	29.26s (1)
2 BETTERTHAN TORQUE	5	11.8m	2:17.61	60.16s (1)	29.75s (1)
8 IM ISABELLA	6	17.8m	2:18.07	60.92s (1)	30.54s (1)
1 STAR OF WONDER	7	18.8m	2:18.14	60.64s (0)	30.36s (0)
9 MAGHERA MAGGIE	8	24.9m	2:18.61	60.41s (0)	29.80s (0)
7 THE LAST STARFIRE	9	36.6m	2:19.51	61.64s (0)	31.16s (0)

Finish Position and metres gained from 800m



Sectionals
Powered by

PJ HARNES ANALYSER **NEW**

Learn the power of sectionals

Check us out at www.pjdata.com.au

The Racing Queensland Board (trading as Racing Queensland) and provider are not responsible for the completeness or accuracy of any of the information contained herein, and makes no representations about its suitability for any purpose.

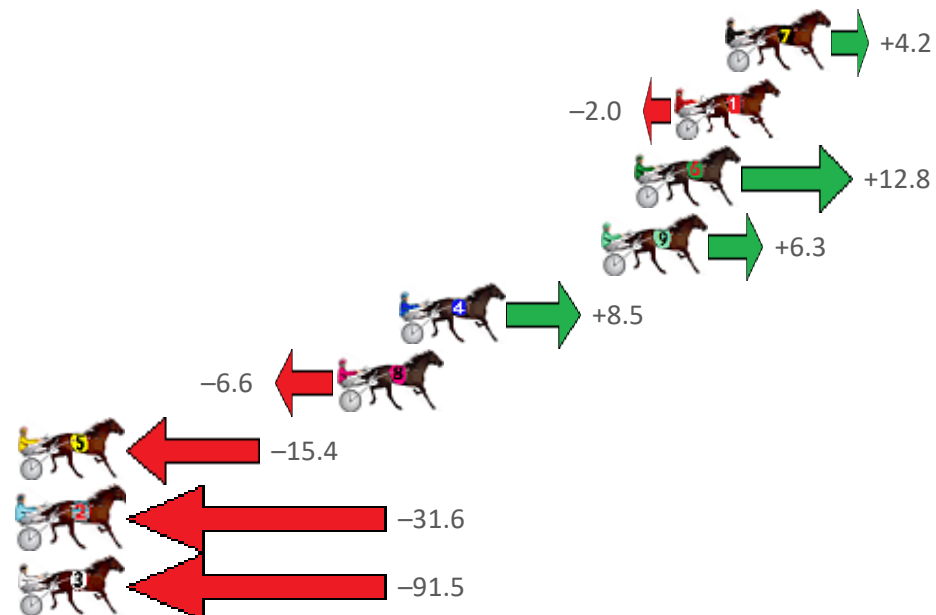
Redcliffe Race 10 Distance 1780m

Monday, 14 December 2020

Gross Time: 2:14.70 MileRate: 2:01.80 LeadTime: 11.60s First Qtr: 30.30s Second Qtr: 31.50s Third Qtr: 29.90s Fourth Qtr: 31.40s

No	Horse	Plc	Margin	Time	800Time (W)	400 Time (W)
7	FREMARKSINDI	1	0.0m	2:14.70	60.98s (0)	31.07s (0)
1	SAVANNAHS BOY	2	2.0m	2:14.86	61.45s (0)	31.56s (0)
6	WHATA REACTOR	3	3.6m	2:15.00	60.32s (2)	31.17s (1)
9	KID CALVERT	4	4.9m	2:15.10	60.82s (2)	31.70s (1)
4	REDDY FIRE	5	12.9m	2:15.76	60.65s (2)	31.49s (2)
8	TEACHERS PET	6	15.4m	2:15.96	61.80s (0)	31.88s (0)
5	BERTILS FIREFOX	7	35.4m	2:17.60	62.47s (0)	32.84s (0)
2	ITS YOU NOT ME	8	39.0m	2:17.90	63.71s (1)	33.16s (2)
3	SWOOPED TO SAFETY	9	91.5m	2:22.21	68.27s (1)	37.62s (1)

Finish Position and metres gained from 800m



Sectionals
Powered by

The Racing Queensland Board (trading as Racing Queensland) and provider are not responsible for the completeness or accuracy of any of the information contained herein, and makes no representations about its suitability for any purpose.