

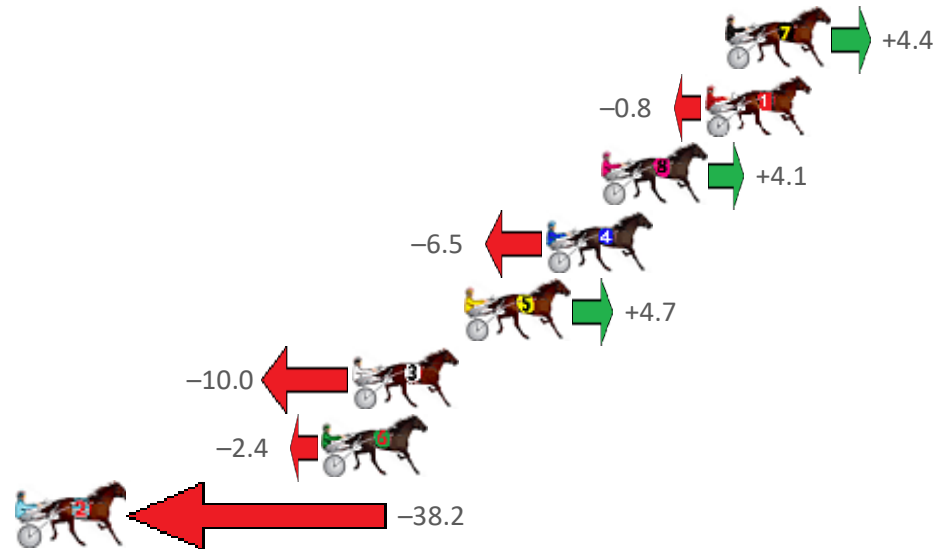
Redcliffe Race 1 Distance 2040m

Thursday, 3 December 2020

Gross Time: 2:34.30 MileRate: 2:01.70 LeadTime: 32.20s First Qtr: 31.60s Second Qtr: 30.50s Third Qtr: 29.40s Fourth Qtr: 30.60s

NoHorse	Plc	Margin	Time	800Time (W)	400 Time (W)
7 DARTESIAN	1	0.0m	2:34.30	59.67s (0)	30.19s (0)
1 IMA REGAL JET	2	0.8m	2:34.36	60.06s (0)	30.66s (0)
8 THANKHEAVNFORGIRLS	3	4.9m	2:34.69	59.69s (0)	30.24s (0)
4 KID CALVERT	4	7.1m	2:34.87	60.48s (1)	30.81s (1)
5 SCHOOPY	5	10.3m	2:35.12	59.65s (1)	29.76s (0)
3 MAGHERA MAGGIE	6	14.8m	2:35.49	60.75s (1)	31.03s (1)
6 RAYONG PRINCESS	7	16.0m	2:35.58	60.18s (0)	30.52s (0)
2 THE LAST STARFIRE	8	48.6m	2:38.19	62.85s (1)	32.62s (1)

Finish Position and metres gained from 800m



Sectionals
Powered by

PJ HARNESS ANALYSER **NEW**

Learn the power of sectionals

Check us out at www.pjdata.com.au

The Racing Queensland Board (trading as Racing Queensland) and provider are not responsible for the completeness or accuracy of any of the information contained herein, and makes no representations about its suitability for any purpose.

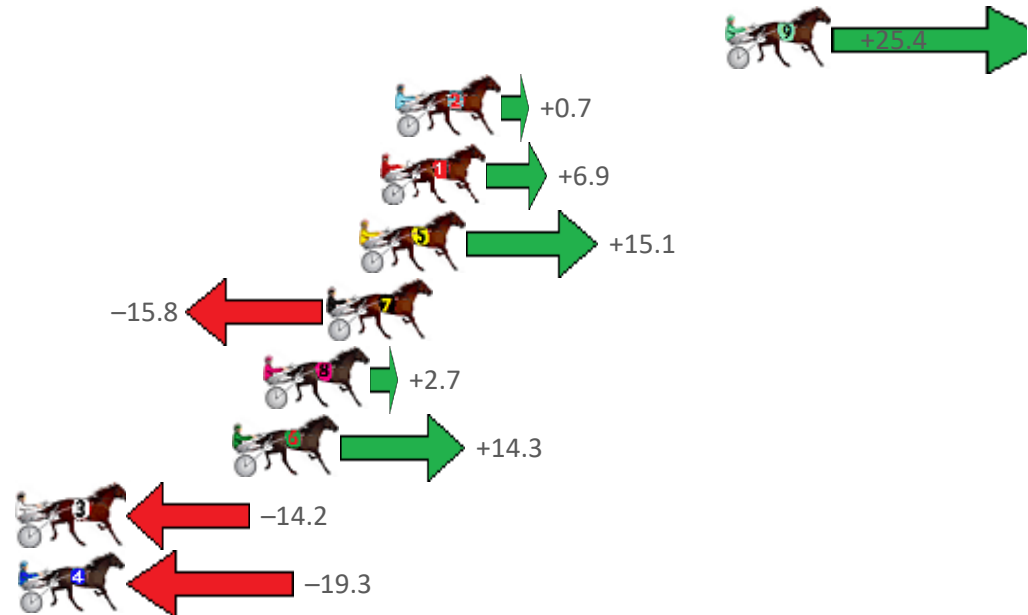
Redcliffe Race 2 Distance 2040m

Thursday, 3 December 2020

Gross Time: 2:33.90 MileRate: 2:01.40 LeadTime: 32.70s First Qtr: 30.50s Second Qtr: 29.30s Third Qtr: 30.20s Fourth Qtr: 31.20s

NoHorse	Plc	Margin	Time	800Time (W)	400 Time (W)
9 SHEZ GOT BLING	1	0.0m	2:33.90	59.46s (1)	29.83s (2)
2 BERTILS FIREFOX	2	13.1m	2:34.97	61.35s (0)	31.47s (0)
1 STAR OF WONDER	3	13.7m	2:35.02	60.87s (0)	31.19s (0)
5 CHEYENNE AUTUMN	4	14.5m	2:35.08	60.25s (1)	30.40s (1)
7 WHATA REACTOR	5	15.8m	2:35.19	62.61s (0)	32.43s (0)
8 FREMARKSINDI	6	18.3m	2:35.39	61.19s (1)	31.29s (1)
6 HARRY CROFT	7	19.5m	2:35.49	60.31s (1)	30.45s (1)
3 ITS YOU NOT ME	8	30.4m	2:36.38	62.48s (1)	32.63s (1)
4 LOYOLA SIOUX	9	46.5m	2:37.69	62.87s (0)	32.53s (0)

Finish Position and metres gained from 800m



Sectionals
Powered by

PJ HARNESS ANALYSER **NEW**

Learn the power of sectionals

Check us out at www.pjdata.com.au

The Racing Queensland Board (trading as Racing Queensland) and provider are not responsible for the completeness or accuracy of any of the information contained herein, and makes no representations about its suitability for any purpose.

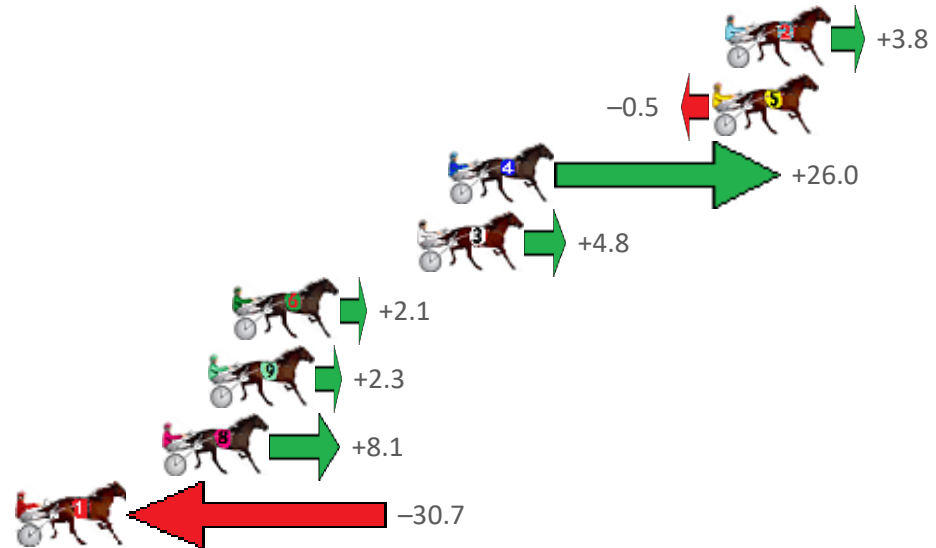
Redcliffe Race 3 Distance 1780m

Thursday, 3 December 2020

Gross Time: 2:12.20 MileRate: 1:59.50 LeadTime: 11.30s First Qtr: 30.60s Second Qtr: 30.00s Third Qtr: 29.90s Fourth Qtr: 30.40s

NoHorse	Plc	Margin	Time	800Time (W)	400 Time (W)
2 BALAYAGE	1	0.0m	2:12.20	60.02s (0)	30.07s (0)
5 MY ULTIMATE HESTON	2	0.5m	2:12.24	60.34s (1)	30.44s (0)
4 FAST TRACKER	3	11.0m	2:13.08	58.35s (1)	29.73s (2)
3 JOY MAKER	4	12.2m	2:13.17	59.94s (1)	30.67s (1)
6 ALLY PINK	5	19.5m	2:13.75	60.14s (0)	30.38s (0)
9 REGALIA	6	20.5m	2:13.83	60.13s (1)	30.89s (1)
8 TUESDAYS COURAGE	7	22.3m	2:13.97	59.69s (1)	30.91s (2)
1 ROCK STAR BABE	8	47.7m	2:16.00	62.60s (0)	32.87s (0)

Finish Position and metres gained from 800m



Sectionals
Powered by

PJ HARNES ANALYSER **NEW**

Learn the power of sectionals

Check us out at www.pjdata.com.au

The Racing Queensland Board (trading as Racing Queensland) and provider are not responsible for the completeness or accuracy of any of the information contained herein, and makes no representations about its suitability for any purpose.

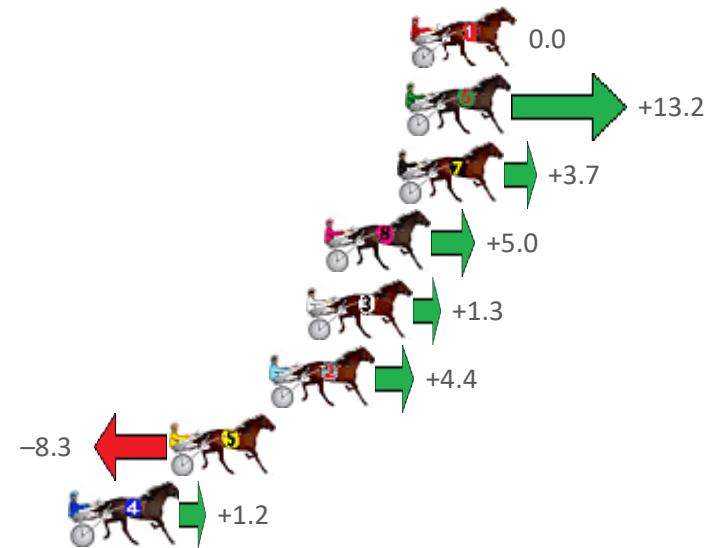
Redcliffe Race 4 Distance 1780m

Thursday, 3 December 2020

Gross Time: 2:09.90 MileRate: 1:57.50 LeadTime: 11.30s First Qtr: 29.90s Second Qtr: 30.70s Third Qtr: 29.10s Fourth Qtr: 28.90s

NoHorse	Plc	Margin	Time	800Time (W)	400 Time (W)
1 KURAHAUPO GAMBLER	1	0.0m	2:09.90	58.00s (0)	28.90s (0)
6 SAINT KILDA BEACH	2	0.2m	2:09.92	57.05s (2)	28.61s (2)
7 HARD TO HEAR	3	0.5m	2:09.94	57.73s (0)	28.62s (0)
8 BATTLE BORN	4	3.4m	2:10.16	57.64s (0)	28.50s (0)
3 BEAU CISHLOM	5	4.1m	2:10.21	57.91s (1)	28.68s (1)
2 FEEL THE REIGN	6	5.6m	2:10.32	57.68s (1)	28.45s (1)
5 MAJOR GENERALJUJON	7	9.5m	2:10.62	58.60s (1)	29.37s (1)
4 MAKE MINE JOE	8	13.4m	2:10.92	57.91s (1)	29.17s (2)

Finish Position and metres gained from 800m



Sectionals
Powered by

PJ HARNESS ANALYSER **NEW**

Learn the power of sectionals

Check us out at www.pjdata.com.au

The Racing Queensland Board (trading as Racing Queensland) and provider are not responsible for the completeness or accuracy of any of the information contained herein, and makes no representations about its suitability for any purpose.

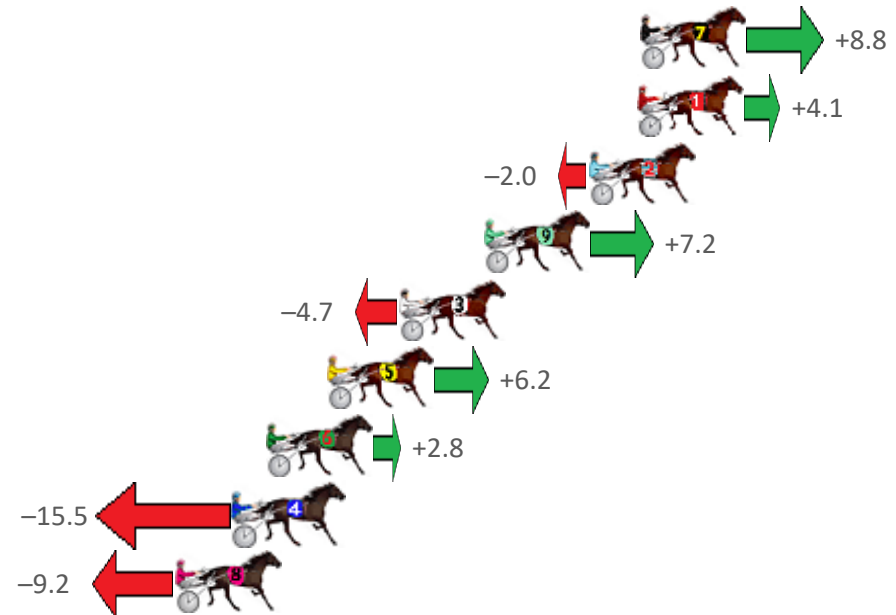
Redcliffe Race 5 Distance 1780m

Thursday, 3 December 2020

Gross Time: 2:12.90 MileRate: 2:00.10 LeadTime: 11.30s First Qtr: 29.70s Second Qtr: 31.10s Third Qtr: 30.10s Fourth Qtr: 30.70s

NoHorse	Plc	Margin	Time	800Time (W)	400 Time (W)
7 DOWNTOWN LUCCA	1	0.0m	2:12.90	60.13s (0)	29.95s (0)
1 DARBY BRIGHTS	2	0.1m	2:12.91	60.49s (0)	30.31s (0)
2 MISS LILY MAY	3	2.0m	2:13.06	60.95s (0)	30.85s (0)
9 MISS CATALINA	4	6.2m	2:13.40	60.26s (1)	30.17s (1)
3 TRACES OF TARA	5	9.5m	2:13.66	61.16s (1)	30.74s (1)
5 JUST ONE GOOD ONE	6	12.4m	2:13.90	60.33s (2)	30.79s (2)
6 WILLSINTOWN	7	14.8m	2:14.09	60.59s (1)	30.62s (2)
4 WEASEL	8	16.1m	2:14.19	61.97s (1)	31.59s (1)
8 FAMOUS SHOES	9	18.4m	2:14.38	61.50s (1)	31.69s (2)

Finish Position and metres gained from 800m



Sectionals
Powered by

PJ HARNESS ANALYSER **NEW**

Learn the power of sectionals

Check us out at www.pjdata.com.au

The Racing Queensland Board (trading as Racing Queensland) and provider are not responsible for the completeness or accuracy of any of the information contained herein, and makes no representations about its suitability for any purpose.

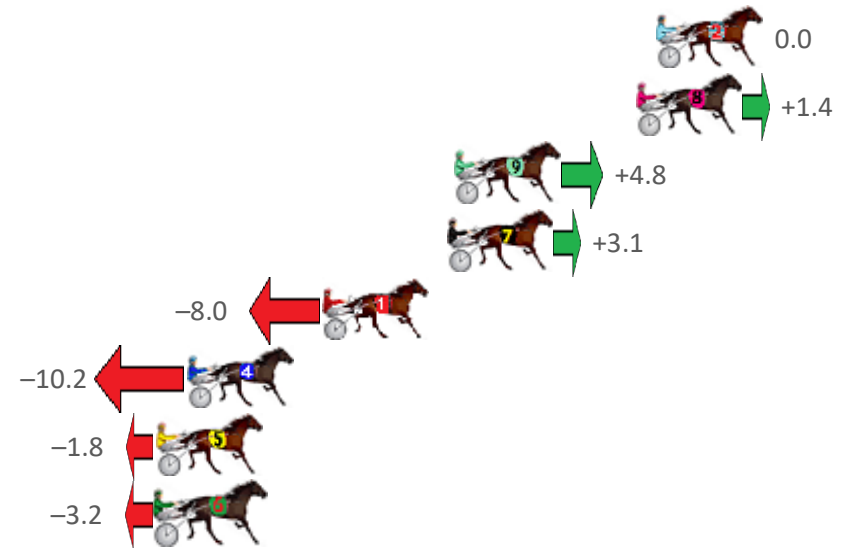
Redcliffe Race 6 Distance 1780m

Thursday, 3 December 2020

Gross Time: 2:11.60 MileRate: 1:59.00 LeadTime: 11.30s First Qtr: 31.70s Second Qtr: 30.30s Third Qtr: 28.20s Fourth Qtr: 30.10s

NoHorse	Plc	Margin	Time	800Time (W)	400 Time (W)
2 GUY LOOKS GOOD	1	0.0m	2:11.60	58.30s (0)	30.10s (0)
8 SOME GIRLS SOMEWHERE	2	0.8m	2:11.66	58.20s (1)	29.79s (1)
9 FARRAH FOWLER	3	8.0m	2:12.23	57.95s (1)	29.34s (2)
7 BILLBOARD BONNIE	4	8.3m	2:12.25	58.08s (0)	29.90s (0)
1 GO ANNE GO	5	13.2m	2:12.64	58.88s (0)	30.64s (0)
4 TOO GOOD FOR YOU	6	18.6m	2:13.07	59.04s (1)	30.13s (1)
5 JAY DEE BE ROLLIN	7	19.8m	2:13.16	58.43s (1)	29.83s (2)
6 ROBIN MEGOOD	8	19.8m	2:13.16	58.53s (0)	30.11s (0)

Finish Position and metres gained from 800m



Sectionals
Powered by

PJ HARNESS ANALYSER **NEW**

Learn the power of sectionals

Check us out at www.pjdata.com.au

The Racing Queensland Board (trading as Racing Queensland) and provider are not responsible for the completeness or accuracy of any of the information contained herein, and makes no representations about its suitability for any purpose.

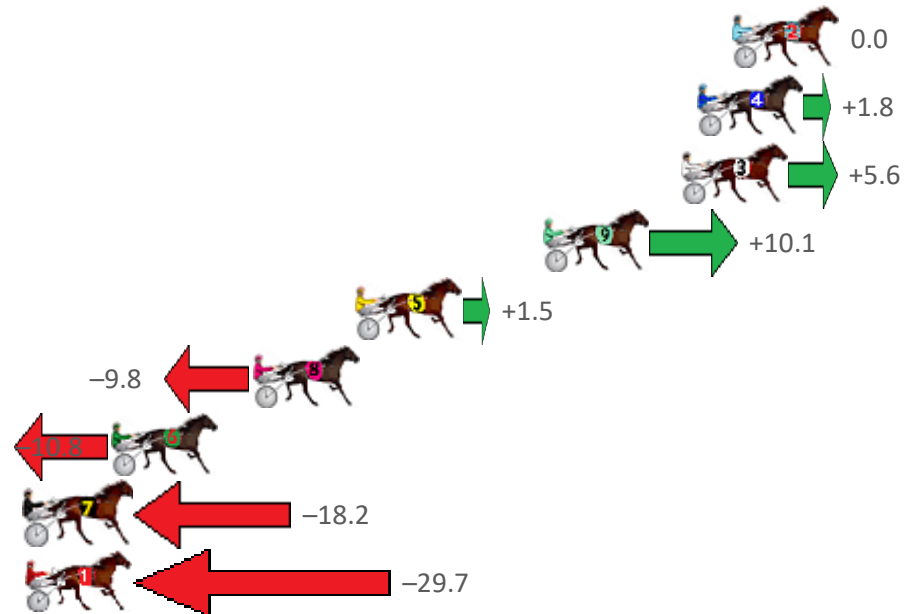
Redcliffe Race 7 Distance 2040m

Thursday, 3 December 2020

Gross Time: 2:30.10 MileRate: 1:58.40 LeadTime: 31.20s First Qtr: 30.40s Second Qtr: 29.70s Third Qtr: 29.30s Fourth Qtr: 29.50s

NoHorse	Plc	Margin	Time	800Time (W)	400 Time (W)
2 PACIFIC COIN	1	0.0m	2:30.10	58.80s (0)	29.50s (0)
4 MY ULTIMATE LOUIE	2	1.4m	2:30.21	58.67s (1)	29.40s (1)
3 TOANUI SPIRIT	3	2.0m	2:30.25	58.39s (1)	29.13s (1)
9 COULDNTBETOLD	4	7.5m	2:30.68	58.06s (2)	29.51s (2)
5 DEVOUGED	5	14.9m	2:31.25	58.69s (1)	29.74s (2)
8 TODAYS HERO	6	19.0m	2:31.57	59.52s (0)	30.09s (0)
6 MICHAELS DESIRE	7	24.6m	2:32.00	59.59s (0)	30.17s (0)
7 MAJOR LUCKY	8	30.2m	2:32.44	60.13s (1)	30.88s (1)
1 ROCKNROLL DA GAMA	9	34.3m	2:32.75	60.97s (0)	31.52s (0)

Finish Position and metres gained from 800m



Sectionals
Powered by

PJ HARNESS ANALYSER **NEW**

Learn the power of sectionals

Check us out at www.pjdata.com.au

The Racing Queensland Board (trading as Racing Queensland) and provider are not responsible for the completeness or accuracy of any of the information contained herein, and makes no representations about its suitability for any purpose.

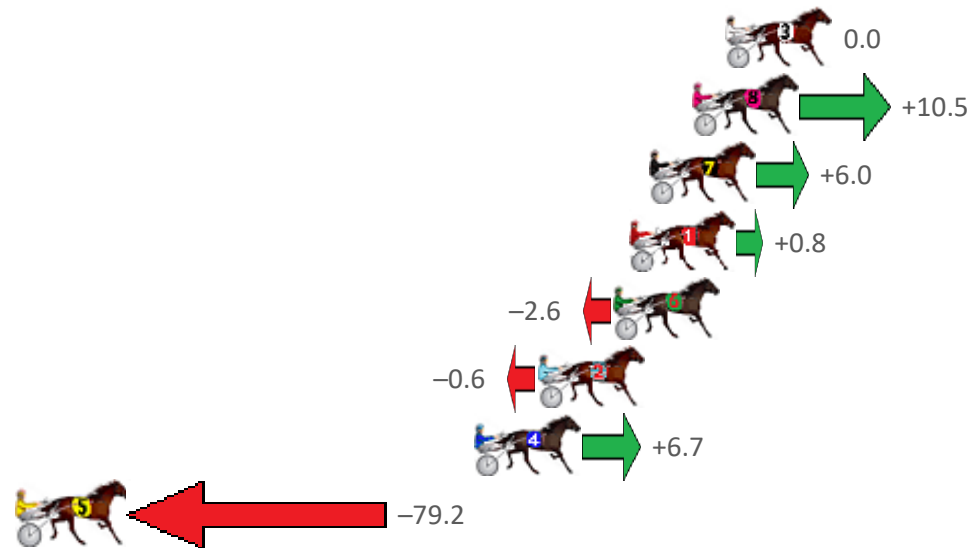
Redcliffe Race 8 Distance 1780m

Thursday, 3 December 2020

Gross Time: 2:10.00 MileRate: 1:57.60 LeadTime: 11.30s First Qtr: 29.80s Second Qtr: 30.40s Third Qtr: 29.20s Fourth Qtr: 29.30s

NoHorse	Plc	Margin	Time	800Time (W)	400 Time (W)
3 NIKALONG HENRY	1	0.0m	2:10.00	58.50s (0)	29.30s (0)
8 ONE OFF	2	1.3m	2:10.10	57.74s (1)	28.65s (1)
7 GOJOE	3	3.0m	2:10.23	58.06s (0)	28.86s (0)
1 GRIZZLY MONTANA	4	3.8m	2:10.29	58.44s (0)	29.24s (0)
6 SONNY SAVEAO	5	4.4m	2:10.34	58.69s (1)	29.56s (1)
2 SWORD AND SHIELD	6	7.4m	2:10.57	58.54s (1)	29.45s (1)
4 THERESACHANCE	7	9.9m	2:10.76	58.01s (1)	28.88s (1)
5 CIRCLE LINE	8	92.6m	2:17.12	64.26s (0)	34.08s (0)

Finish Position and metres gained from 800m



Sectionals
Powered by

PJ HARNESS ANALYSER **NEW**

Learn the power of sectionals

Check us out at www.pjdata.com.au

The Racing Queensland Board (trading as Racing Queensland) and provider are not responsible for the completeness or accuracy of any of the information contained herein, and makes no representations about its suitability for any purpose.

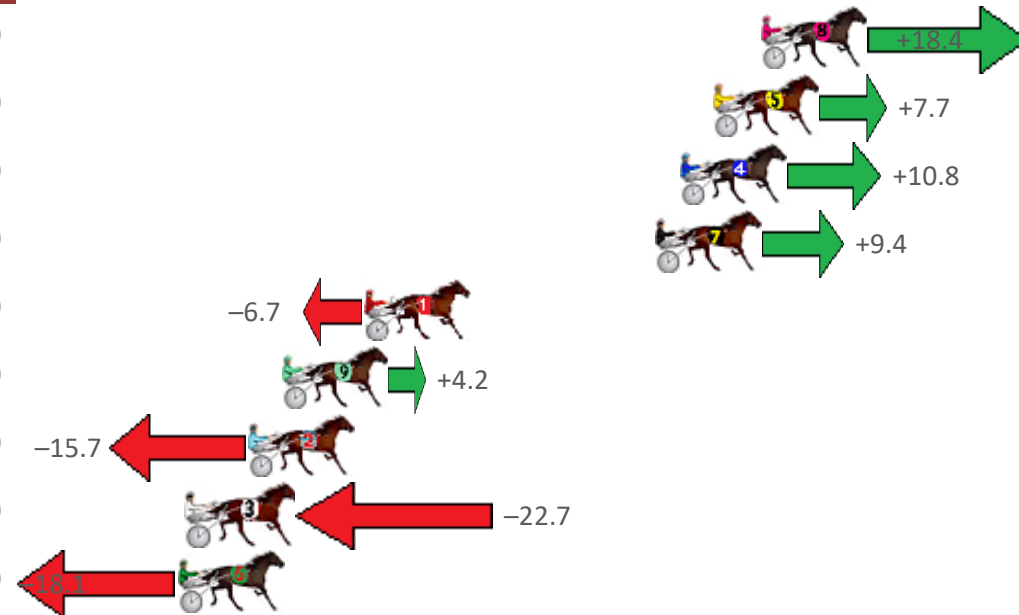
Redcliffe Race 9 Distance 1780m

Thursday, 3 December 2020

Gross Time: 2:10.30 MileRate: 1:57.80 LeadTime: 11.00s First Qtr: 28.50s Second Qtr: 30.60s Third Qtr: 29.60s Fourth Qtr: 30.60s

NoHorse	Plc	Margin	Time	800Time (W)	400 Time (W)
8 MONTEREY JACK	1	0.0m	2:10.30	58.82s (1)	29.76s (2)
5 ONLY IN ROME	2	1.9m	2:10.45	59.62s (1)	30.56s (2)
4 JOVIAL JULIE	3	3.2m	2:10.56	59.39s (1)	30.33s (2)
7 RECIPE FOR DREAMING	4	4.2m	2:10.64	59.50s (0)	30.16s (1)
1 DOLLARBILL	5	15.7m	2:11.56	60.70s (0)	31.06s (0)
9 BUSTN FEELZ GOOD	6	19.0m	2:11.82	59.89s (1)	30.97s (1)
2 NOLONGA YOUR CHOIC	7	20.3m	2:11.93	61.37s (0)	31.76s (0)
3 HADLEY	8	22.7m	2:12.12	61.90s (0)	32.33s (0)
6 LETS GO BETTER	9	23.1m	2:12.15	61.55s (1)	31.93s (1)

Finish Position and metres gained from 800m



Sectionals
Powered by

PJ HARNESS ANALYSER **NEW**

Learn the power of sectionals

Check us out at www.pjdata.com.au

The Racing Queensland Board (trading as Racing Queensland) and provider are not responsible for the completeness or accuracy of any of the information contained herein, and makes no representations about its suitability for any purpose.