


Albion Park Race 1 Distance 2138m

Saturday, 28 November 2020

Gross Time: 2:30.90 MileRate: 1:53.60 LeadTime: 37.10s First Qtr: 28.60s Second Qtr: 29.00s Third Qtr: 28.50s Fourth Qtr: 27.70s

NoHorse	Plc	Margin	Time	800Time (W)	400 Time (W)
11 LILAC FLASH	1	0.0m	2:30.90	54.91s (1)	27.11s (1)
10 SUBTLE DELIGHT	2	17.5m	2:32.18	56.47s (1)	28.53s (0)
12 SPARKLING COLLECT	3	20.7m	2:32.41	56.05s (1)	28.09s (1)
2 KINGOFTHESTARS	4	23.8m	2:32.63	57.86s (0)	29.34s (0)
3 HANDSOME HERO	5	29.3m	2:33.03	56.36s (1)	28.24s (2)
6 LENNY THE LEGEND	6	29.5m	2:33.05	57.00s (0)	27.98s (0)
7 MISTER BRAZIL	7	32.8m	2:33.29	58.30s (1)	29.75s (1)
4 SAM IS PERFECTION	8	35.3m	2:33.47	57.07s (0)	28.01s (0)
8 CASINO TOMMY	9	43.1m	2:34.04	58.39s (0)	29.26s (0)
5 ITZ MY GENERATION	10	67.5m	2:35.82	59.00s (0)	30.32s (1)
9 CHANTREY	11	70.6m	2:36.04	60.52s (1)	30.87s (1)
1 JOHNNY WHITE	12	87.5m	2:37.28	61.87s (0)	32.65s (0)

Finish Position and metres gained from 800m



Sectionals
Powered by

PJ HARNES ANALYSER **NEW**

Learn the power of sectionals

Check us out at www.pjdata.com.au

The Racing Queensland Board (trading as Racing Queensland) and provider are not responsible for the completeness or accuracy of any of the information contained herein, and makes no representations about its suitability for any purpose.

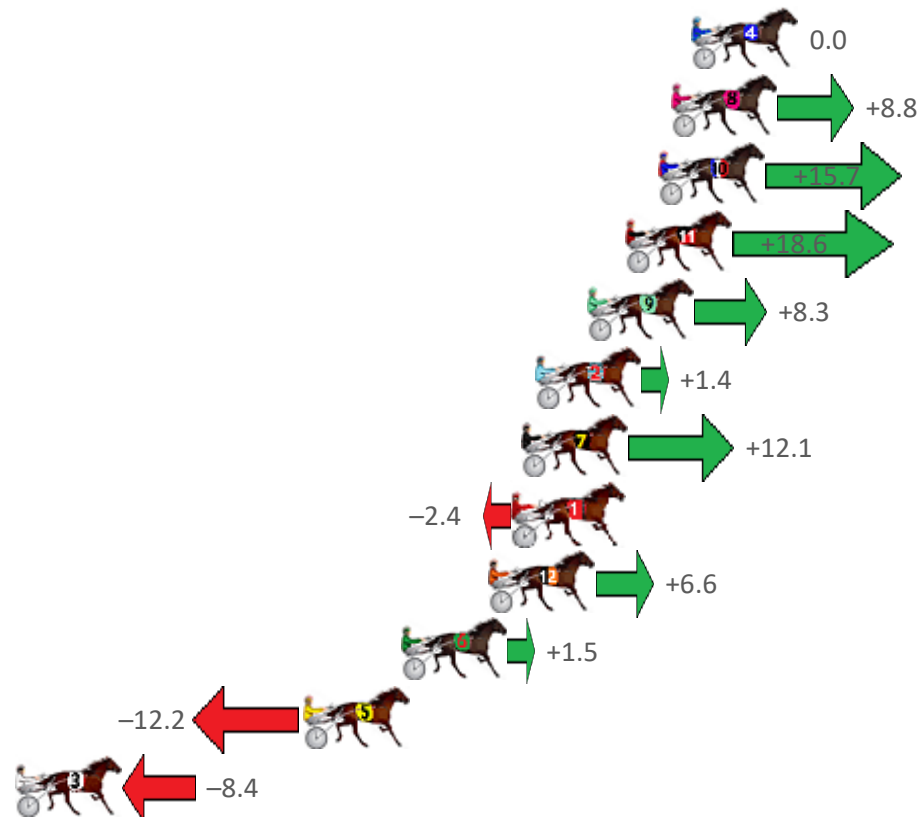
Albion Park Race 2 Distance 2138m

Saturday, 28 November 2020

Gross Time: 2:35.70 MileRate: 1:57.20 LeadTime: 37.90s First Qtr: 31.30s Second Qtr: 30.30s Third Qtr: 27.90s Fourth Qtr: 28.30s

NoHorse	Plc	Margin	Time	800Time (W)	400 Time (W)
4 MYMATEPOG	1	0.0m	2:35.70	56.20s (0)	28.30s (0)
8 CARDLESFROMHEAVEN	2	0.8m	2:35.76	55.59s (0)	27.62s (0)
10 TACTICAL RESPONSE	3	1.3m	2:35.80	55.10s (1)	27.31s (1)
11 IDEAL WORLD	4	2.6m	2:35.89	54.90s (1)	27.19s (2)
9 COMMODORE JUJON	5	4.1m	2:36.00	55.62s (1)	27.86s (1)
2 CAUTIVAR	6	6.2m	2:36.16	56.10s (1)	28.31s (1)
7 CORSINI	7	6.7m	2:36.20	55.35s (0)	27.35s (1)
1 HEZA BROMAC	8	7.0m	2:36.22	56.37s (0)	28.43s (0)
12 BUMPER	9	8.0m	2:36.29	55.74s (0)	27.78s (0)
6 SPEEDY DOMINIC	10	11.5m	2:36.56	56.10s (2)	28.88s (2)
5 COURAGEOUS SAINT	11	15.4m	2:36.85	57.05s (1)	29.27s (1)
3 HUNZA VALLEY	12	26.8m	2:37.69	56.79s (2)	29.21s (2)

Finish Position and metres gained from 800m



Sectionals
Powered by

PJ HARNESS ANALYSER **NEW**

Learn the power of sectionals

Check us out at www.pjdata.com.au

The Racing Queensland Board (trading as Racing Queensland) and provider are not responsible for the completeness or accuracy of any of the information contained herein, and makes no representations about its suitability for any purpose.

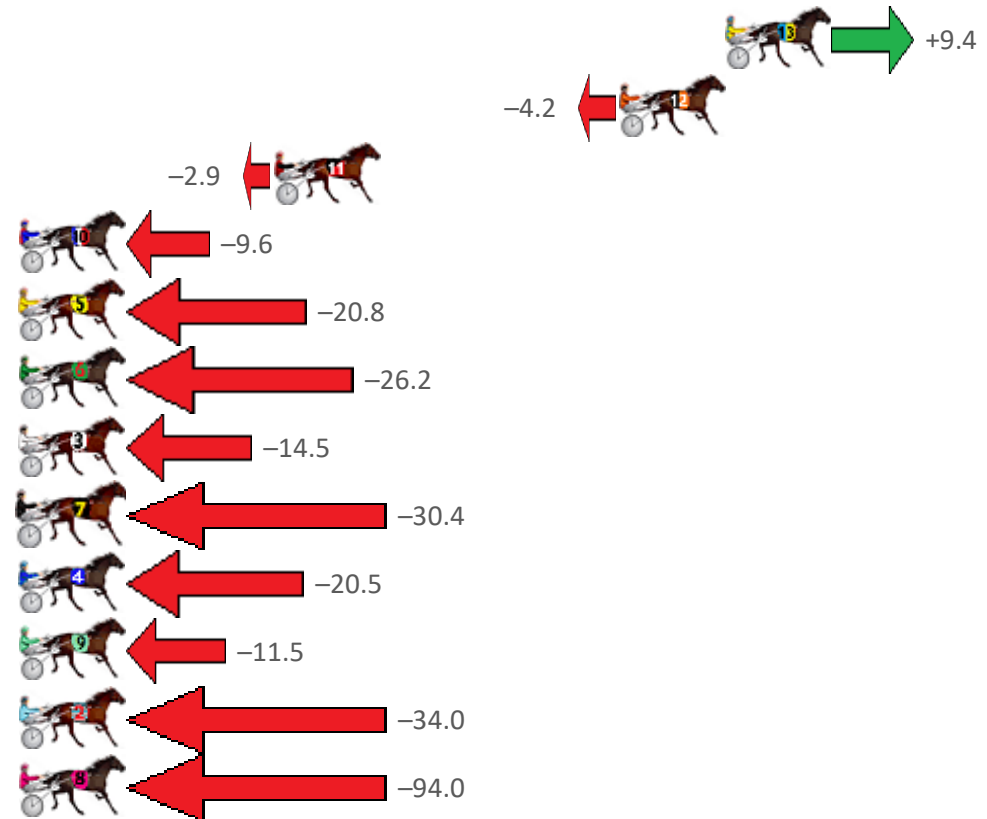
Albion Park Race 3 Distance 2138m

Saturday, 28 November 2020

Gross Time: 2:30.20 MileRate: 1:53.10 LeadTime: 36.40s First Qtr: 28.60s Second Qtr: 28.90s Third Qtr: 28.20s Fourth Qtr: 28.10s

NoHorse	Plc	Margin	Time	800Time (W)	400 Time (W)
13 GOVERNOR JUJON	1	0.0m	2:30.20	55.64s (2)	27.85s (1)
12 BLACKSADANCE	2	4.2m	2:30.51	56.59s (0)	28.39s (0)
11 WILL THE WIZARD	3	17.9m	2:31.52	56.50s (2)	28.76s (1)
10 BOMBADIER JUJON	4	31.4m	2:32.52	56.97s (1)	28.97s (2)
5 THE HUMMER	5	31.4m	2:32.52	57.76s (1)	29.27s (2)
6 OUR BALOU	6	32.0m	2:32.56	58.13s (1)	29.40s (1)
3 MISTER COLE	7	34.3m	2:32.73	57.31s (0)	28.40s (1)
7 GLENEAGLE WARRIOR	8	35.0m	2:32.78	58.43s (0)	29.85s (0)
4 ROCKS OR DIAMONDS	9	36.5m	2:32.90	57.73s (1)	29.32s (1)
9 MEGA STAR	10	36.9m	2:32.93	57.10s (0)	29.03s (0)
2 GOOD AS IT GETS	11	43.6m	2:33.42	58.68s (0)	29.99s (0)
8 SHADYS DELIGHT	12	108.8m	2:38.24	62.88s (0)	33.41s (0)

Finish Position and metres gained from 800m



Sectionals
Powered by

PJ HARNESS ANALYSER **NEW**

Learn the power of sectionals

Check us out at www.pjdata.com.au

The Racing Queensland Board (trading as Racing Queensland) and provider are not responsible for the completeness or accuracy of any of the information contained herein, and makes no representations about its suitability for any purpose.


Albion Park Race 4 Distance 2647m

Saturday, 28 November 2020

Gross Time: 3:23.10 MileRate: 2:03.00 LeadTime: 83.70s First Qtr: 31.40s Second Qtr: 30.60s Third Qtr: 28.60s Fourth Qtr: 28.80s

NoHorse	Plc	Margin	Time	800Time (W)	400 Time (W)
14 MAJESTIC SIMON	1	0.0m	3:23.10	57.40s (0)	28.80s (0)
12 GEE UP NEDDY	2	2.9m	3:23.32	57.36s (1)	28.49s (0)
11 WEE MAN TROUBLE	3	3.7m	3:23.38	56.34s (2)	28.03s (2)
6 SIR FAHRENHEIT	4	4.5m	3:23.44	57.18s (1)	28.33s (1)
8 BD KHAOSAN	5	9.4m	3:23.81	57.20s (1)	28.28s (1)
3 CHASING GREAT	6	9.6m	3:23.83	56.83s (1)	27.87s (1)
1 JEDDY R YA READY	7	12.7m	3:24.06	57.56s (0)	28.46s (0)
13 NORTHERN MUSCLE	8	13.8m	3:24.14	56.73s (2)	28.44s (2)
9 NEEDABACARDI	9	13.9m	3:24.15	56.98s (0)	27.82s (1)
15 OUR OVERANOVA	10	18.3m	3:24.48	57.14s (1)	28.39s (2)
10 HAVANA MAGIC	11	18.4m	3:24.49	57.63s (0)	28.48s (0)
5 MUSCULUS	12	19.3m	3:24.56	57.78s (2)	29.45s (2)
4 GODOFTHUNDER	13	20.9m	3:24.68	58.49s (0)	29.37s (0)

Finish Position and metres gained from 800m



Sectionals
Powered by

PJ HARNES ANALYSER **NEW**

Learn the power of sectionals

Check us out at www.pjdata.com.au

The Racing Queensland Board (trading as Racing Queensland) and provider are not responsible for the completeness or accuracy of any of the information contained herein, and makes no representations about its suitability for any purpose.

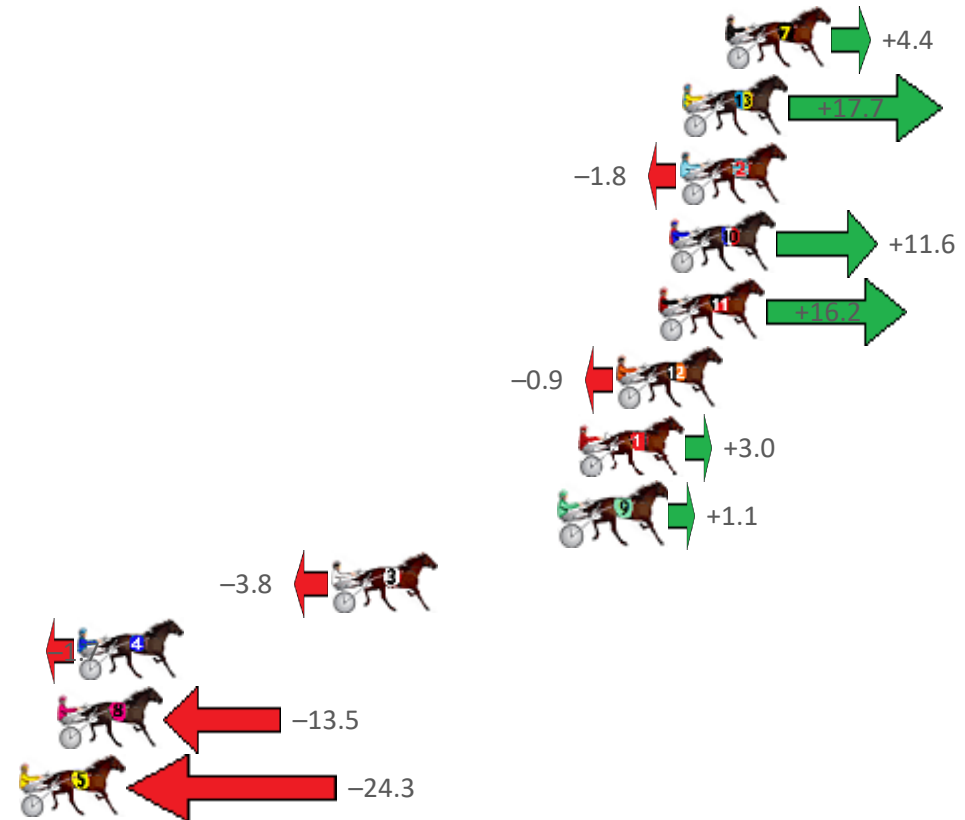
Albion Park Race 5 Distance 2138m

Saturday, 28 November 2020

Gross Time: 2:35.70 MileRate: 1:57.20 LeadTime: 37.40s First Qtr: 29.80s Second Qtr: 30.60s Third Qtr: 29.60s Fourth Qtr: 28.30s

NoHorse	Plc	Margin	Time	800Time (W)	400 Time (W)
7 TORQUE ONETWOTHRE	1	0.0m	2:35.70	57.58s (0)	27.99s (0)
13 FOND MEMORIES	2	1.7m	2:35.83	56.63s (2)	28.05s (2)
2 FOUR FOR FOUR	3	1.8m	2:35.83	58.03s (0)	28.43s (0)
10 TRUE STEPPER	4	2.2m	2:35.86	57.07s (2)	28.40s (2)
11 VENUS JUJON	5	2.6m	2:35.89	56.73s (1)	27.43s (1)
12 JIGGLE AND JIVE	6	4.3m	2:36.02	57.96s (1)	28.55s (1)
1 MIND OF MY OWN	7	5.8m	2:36.13	57.68s (0)	28.06s (0)
9 BETTERTHANDIAMOND	8	6.5m	2:36.18	57.82s (1)	28.39s (1)
3 TOANUI SPIRIT	9	15.6m	2:36.86	58.17s (1)	28.71s (1)
4 SUGARKANE	10	25.7m	2:37.61	58.02s (2)	29.36s (2)
8 FEARLESS FAITH	11	26.5m	2:37.67	58.87s (0)	29.15s (0)
5 CHEESANDKISSES	12	42.3m	2:38.85	59.65s (0)	29.77s (0)

Finish Position and metres gained from 800m



Sectionals
Powered by

PJ HARNESS ANALYSER **NEW**

Learn the power of sectionals

Check us out at www.pjdata.com.au

The Racing Queensland Board (trading as Racing Queensland) and provider are not responsible for the completeness or accuracy of any of the information contained herein, and makes no representations about its suitability for any purpose.

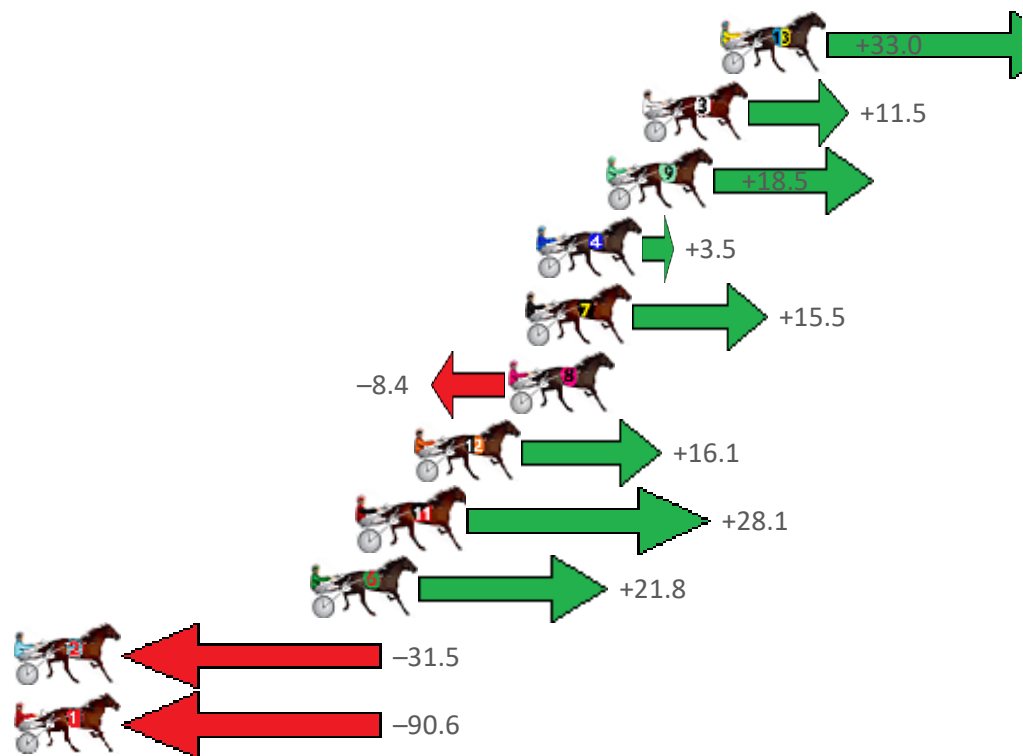
Albion Park Race 6 Distance 2138m

Saturday, 28 November 2020

Gross Time: 2:33.00 MileRate: 1:55.20 LeadTime: 35.10s First Qtr: 29.00s Second Qtr: 30.00s Third Qtr: 29.10s Fourth Qtr: 29.80s

NoHorse	Plc	Margin	Time	800Time (W)	400 Time (W)
13 ALWAYS A SECRET	1	0.0m	2:33.00	56.48s (2)	28.38s (3)
3 VIRGIL	2	3.1m	2:33.24	58.06s (1)	29.27s (1)
9 HAVING THE FAITH	3	4.5m	2:33.35	57.55s (1)	29.11s (2)
4 MAJOR FERNCO	4	7.3m	2:33.57	58.64s (2)	29.91s (0)
7 MACH LE MORE	5	7.7m	2:33.60	57.77s (0)	29.19s (0)
8 COLBY	6	8.4m	2:33.66	59.51s (1)	30.42s (0)
12 STRADDIE	7	12.1m	2:33.94	57.72s (1)	29.61s (3)
11 B MAC C	8	14.3m	2:34.12	56.84s (0)	28.89s (0)
6 LITTLE CHANGE	9	16.2m	2:34.26	57.30s (1)	29.36s (1)
2 NIMAH FRANCO	10	31.5m	2:35.46	61.21s (0)	31.36s (0)
1 KENSINGTON BILL	11	99.0m	2:40.73	65.53s (1)	34.02s (0)

Finish Position and metres gained from 800m



Sectionals
Powered by

PJ HARNESS ANALYSER **NEW**

Learn the power of sectionals

Check us out at www.pjdata.com.au

The Racing Queensland Board (trading as Racing Queensland) and provider are not responsible for the completeness or accuracy of any of the information contained herein, and makes no representations about its suitability for any purpose.


Albion Park Race 7 Distance 1660m

Saturday, 28 November 2020

Gross Time: 1:55.50 MileRate: 1:51.90 LeadTime: 3.40s First Qtr: 27.50s Second Qtr: 30.20s Third Qtr: 27.70s Fourth Qtr: 26.70s

NoHorse	Plc	Margin	Time	800Time (W)	400 Time (W)
5 COLT THIRTY ONE	1	0.0m	1:55.50	54.21s (1)	26.46s (1)
1 ONE CHANGE	2	0.8m	1:55.56	54.12s (0)	26.41s (0)
2 TURN IT UP	3	1.1m	1:55.58	54.47s (0)	26.77s (0)
4 NORTHVIEW HUSTLER	4	6.2m	1:55.94	54.28s (1)	26.51s (1)
8 ROCK WITH SAM	5	13.5m	1:56.45	54.60s (0)	26.84s (0)
11 MATTGREGOR	6	14.6m	1:56.53	54.35s (0)	26.54s (0)
9 MAYWYNS BEST	7	16.6m	1:56.67	54.70s (1)	26.85s (1)
6 WATCH PULP FICTION	8	19.0m	1:56.84	54.32s (0)	26.67s (1)
10 NURBURGRING	9	24.3m	1:57.21	54.91s (1)	27.57s (2)
7 SECRETAGENT TYCOON	10	24.8m	1:57.25	54.63s (1)	27.28s (2)

Finish Position and metres gained from 800m



Sectionals
Powered by

PJ HARNES ANALYSER **NEW**

Learn the power of sectionals

Check us out at www.pjdata.com.au

The Racing Queensland Board (trading as Racing Queensland) and provider are not responsible for the completeness or accuracy of any of the information contained herein, and makes no representations about its suitability for any purpose.

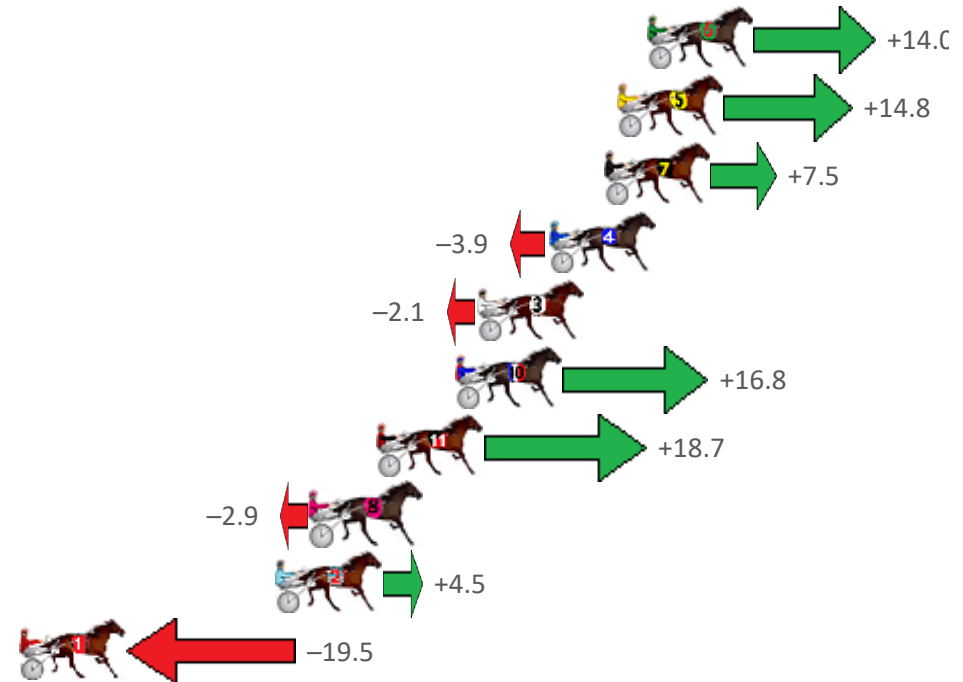
Albion Park Race 8 Distance 1660m

Saturday, 28 November 2020

Gross Time: 1:56.30 MileRate: 1:52.80 LeadTime: 3.30s First Qtr: 27.70s Second Qtr: 29.40s Third Qtr: 27.80s Fourth Qtr: 28.10s

NoHorse	Plc	Margin	Time	800Time (W)	400 Time (W)
6 CHEVRONS REWARD	1	0.0m	1:56.30	54.93s (1)	27.02s (1)
5 RUBIES FOR TASH	2	1.2m	1:56.39	54.87s (0)	27.09s (0)
7 FAME ASSURED	3	1.7m	1:56.43	55.38s (1)	27.51s (1)
4 A RAINBOW DELIGHT	4	3.9m	1:56.59	56.17s (0)	28.37s (0)
3 PELOSI	5	6.7m	1:56.79	56.05s (1)	28.20s (1)
10 JERADAS DELIGHT	6	7.6m	1:56.86	54.73s (1)	27.25s (2)
11 MISS RUBY SUNSHINE	7	10.7m	1:57.09	54.60s (1)	27.46s (0)
8 GEORGIE MARTIN	8	13.3m	1:57.28	56.10s (0)	28.29s (0)
2 LISA LINCOLN	9	14.7m	1:57.39	55.59s (1)	27.74s (1)
1 WITH THE BAND	10	24.9m	1:58.14	57.25s (0)	29.41s (0)

Finish Position and metres gained from 800m



Sectionals
Powered by

PJ HARNESS ANALYSER **NEW**

Learn the power of sectionals

Check us out at www.pjdata.com.au

The Racing Queensland Board (trading as Racing Queensland) and provider are not responsible for the completeness or accuracy of any of the information contained herein, and makes no representations about its suitability for any purpose.

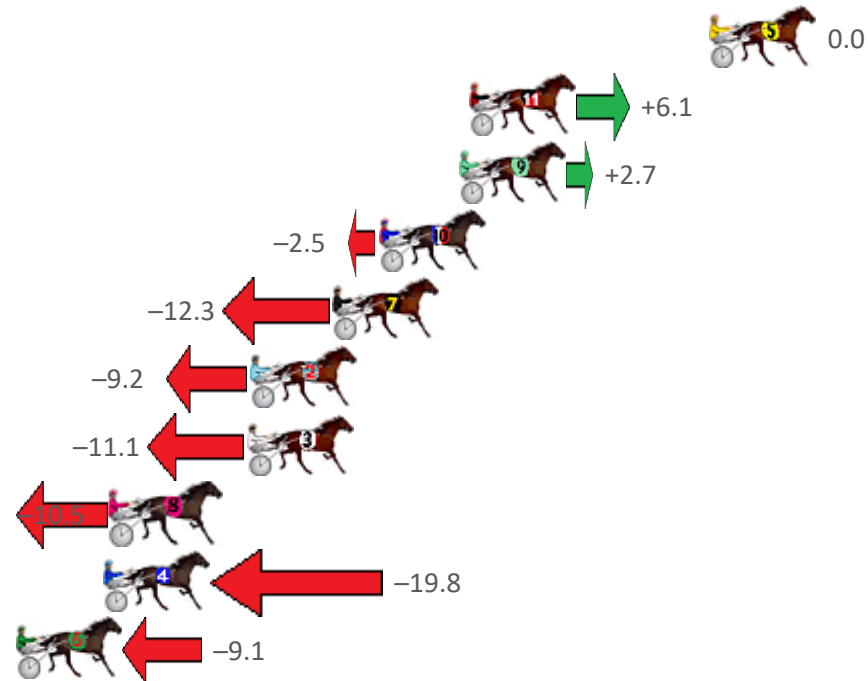
Albion Park Race 9 Distance 1660m

Saturday, 28 November 2020

Gross Time: 1:59.50 MileRate: 1:55.90 LeadTime: 3.40s First Qtr: 28.80s Second Qtr: 31.80s Third Qtr: 28.30s Fourth Qtr: 27.20s

NoHorse	Plc	Margin	Time	800Time (W)	400 Time (W)
5 DANCE IN THE SUN	1	0.0m	1:59.50	55.50s (0)	27.20s (0)
11 JASPER	2	9.5m	2:00.18	55.08s (2)	27.06s (2)
9 FRONTLINER	3	9.9m	2:00.21	55.31s (1)	26.86s (1)
10 MANILA PLAYBOY	4	13.1m	2:00.44	55.67s (2)	27.65s (2)
7 BIG WHEELS	5	14.9m	2:00.57	56.35s (1)	27.99s (1)
2 MY ULTIMATE HESTON	6	18.2m	2:00.80	56.13s (0)	27.75s (0)
3 SUPERBON	7	18.3m	2:00.81	56.27s (1)	27.80s (1)
8 ONLYSBEST	8	23.7m	2:01.20	56.22s (0)	27.69s (0)
4 MONTANA FLASH	9	24.0m	2:01.22	56.87s (0)	28.43s (0)
6 CHAMONIX	10	27.5m	2:01.47	56.13s (1)	27.72s (1)

Finish Position and metres gained from 800m



Sectionals
Powered by

PJ HARNESS ANALYSER **NEW**
Learn the power of sectionals
Check us out at www.pjdata.com.au



The Racing Queensland Board (trading as Racing Queensland) and provider are not responsible for the completeness or accuracy of any of the information contained herein, and makes no representations about its suitability for any purpose.

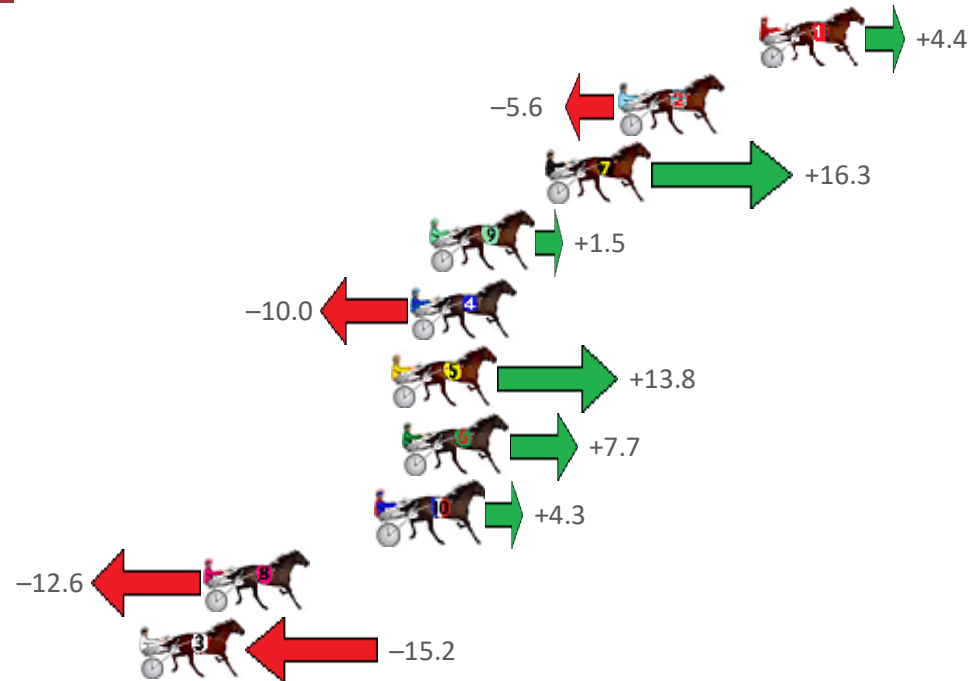
Albion Park Race 10 Distance 1660m

Saturday, 28 November 2020

Gross Time: 1:57.80 MileRate: 1:54.20 LeadTime: 3.50s First Qtr: 27.40s Second Qtr: 29.40s Third Qtr: 28.90s Fourth Qtr: 28.60s

No	Horse	Plc	Margin	Time	800Time (W)	400 Time (W)
1	PETITE PAREE	1	0.0m	1:57.80	57.19s (0)	28.30s (0)
2	MADAMOISELLE JUJON	2	5.6m	1:58.22	57.90s (0)	29.00s (0)
7	PACIFIC DRUMS	3	8.5m	1:58.44	56.33s (1)	27.91s (2)
9	INNER LIGHT	4	13.1m	1:58.78	57.39s (1)	28.88s (2)
4	THEARTOFINFUSION	5	13.8m	1:58.84	58.21s (1)	29.35s (1)
5	ROLL WITH ROCKY	6	14.6m	1:58.90	56.51s (0)	28.61s (0)
6	LITTLE BOLT	7	14.1m	1:58.86	56.95s (0)	28.65s (1)
10	JUST JOSHIN	8	15.1m	1:58.93	57.19s (1)	28.69s (2)
8	HUNTAWAY	9	22.0m	1:59.45	58.40s (0)	29.55s (0)
3	WESTERN HEIR	10	24.6m	1:59.65	58.59s (1)	29.74s (1)

Finish Position and metres gained from 800m



Sectionals
Powered by

PJ HARNES ANALYSER **NEW**

Learn the power of sectionals

Check us out at www.pjdata.com.au

The Racing Queensland Board (trading as Racing Queensland) and provider are not responsible for the completeness or accuracy of any of the information contained herein, and makes no representations about its suitability for any purpose.