


# Redcliffe Race 1 Distance 1780m

Thursday, 26 November 2020

Gross Time: 2:09.50 MileRate: 1:57.10 LeadTime: 11.20s First Qtr: 29.30s Second Qtr: 30.40s Third Qtr: 29.90s Fourth Qtr: 28.70s

NoHorse	Plc	Margin	Time	800Time (W)	400 Time (W)
2 GINA TARANTELLA	1	0.0m	2:09.50	58.60s (0)	28.70s (0)
5 SHEZ GOT BLING	2	21.7m	2:11.14	59.03s (1)	28.86s (2)
1 POSER	3	27.1m	2:11.54	60.24s (0)	30.29s (0)
9 IMA REGAL JET	4	30.3m	2:11.78	59.82s (0)	29.35s (1)
8 THANKHEAVNFORGIRLS	5	52.9m	2:13.49	61.00s (1)	30.72s (2)
4 CHANG	6	58.1m	2:13.88	61.39s (0)	31.00s (0)
7 CATCH THE BOUQUET	7	58.1m	2:13.88	62.15s (0)	31.63s (0)
3 ELLE JAY	8	63.7m	2:14.30	62.41s (1)	32.03s (1)
6 BERTILS FIREFOX	9	67.6m	2:14.59	61.66s (0)	31.74s (3)

Finish Position and metres gained from 800m



Sectionals  
Powered by

**PJ HARNESS ANALYSER** **NEW**

Learn the power of sectionals

Check us out at [www.pjdata.com.au](http://www.pjdata.com.au)

The Racing Queensland Board (trading as Racing Queensland) and provider are not responsible for the completeness or accuracy of any of the information contained herein, and makes no representations about its suitability for any purpose.

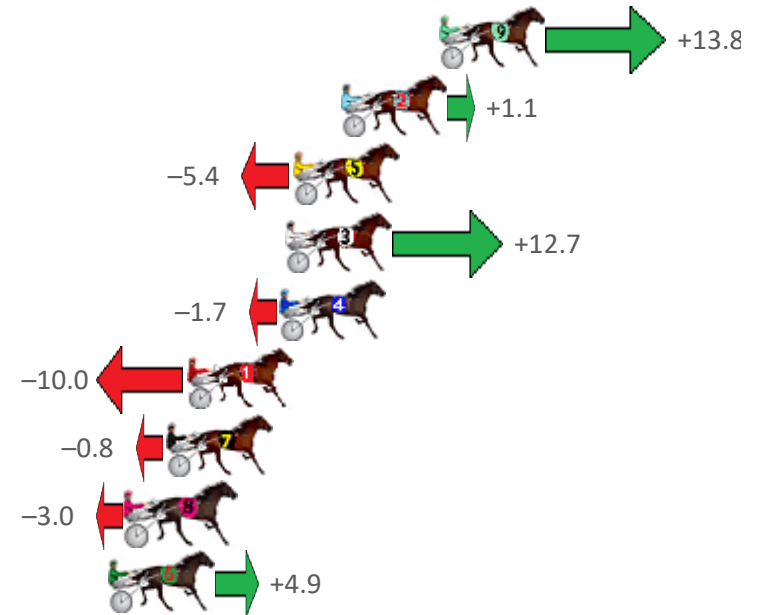
# Redcliffe Race 2 Distance 1780m

Thursday, 26 November 2020

Gross Time: 2:11.40    MileRate: 1:58.80    LeadTime: 11.20s    First Qtr: 30.50s    Second Qtr: 30.70s    Third Qtr: 28.80s    Fourth Qtr: 30.20s

NoHorse	Plc	Margin	Time	800Time (W)	400 Time (W)
9 ARMA AUGUSTUS	1	0.0m	2:11.40	57.99s (1)	29.69s (3)
2 AROONA	2	3.9m	2:11.71	58.92s (1)	29.94s (1)
5 PACIFIC COIN	3	5.8m	2:11.86	59.40s (1)	30.43s (1)
3 WHATELEY	4	6.1m	2:11.88	58.07s (0)	29.73s (1)
4 BEEF CITY STARZZZ	5	6.3m	2:11.90	59.12s (0)	30.31s (0)
1 RAINBOW STYLING	6	10.0m	2:12.19	59.73s (0)	30.95s (0)
7 CHUMP CHOP	7	10.8m	2:12.25	59.06s (0)	30.26s (0)
8 JENUFLECTION	8	12.4m	2:12.38	59.22s (1)	30.34s (2)
6 HESLUVABLE	9	13.1m	2:12.44	58.64s (1)	30.07s (2)

Finish Position and metres gained from 800m



Sectionals  
Powered by

**PJ HARNESS ANALYSER** **NEW**

Learn the power of sectionals

Check us out at [www.pjdata.com.au](http://www.pjdata.com.au)

The Racing Queensland Board (trading as Racing Queensland) and provider are not responsible for the completeness or accuracy of any of the information contained herein, and makes no representations about its suitability for any purpose.

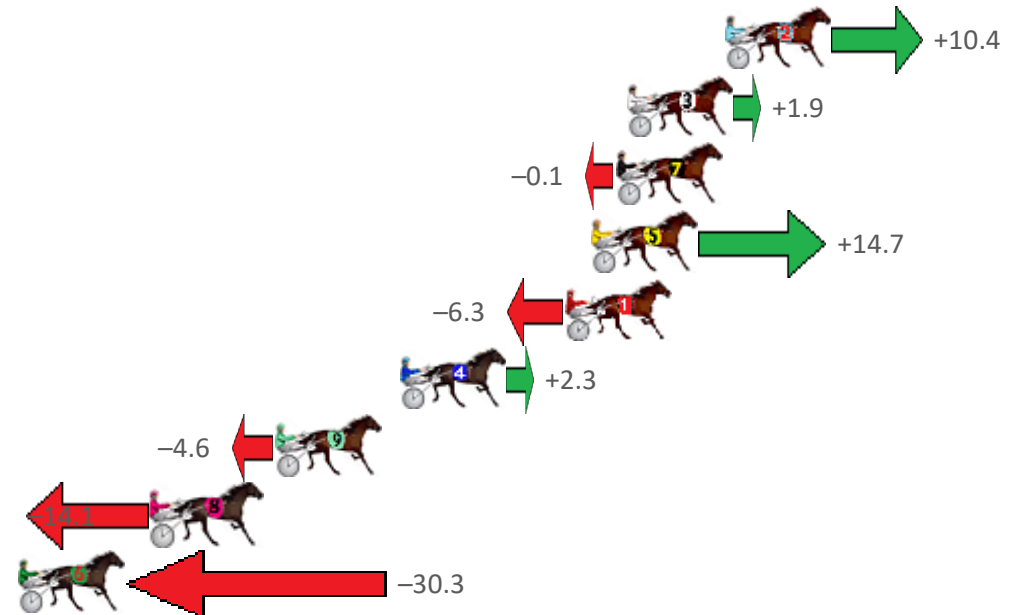
# Redcliffe Race 3 Distance 1780m

Thursday, 26 November 2020

Gross Time: 2:13.70 MileRate: 2:00.90 LeadTime: 11.60s First Qtr: 31.20s Second Qtr: 31.50s Third Qtr: 29.50s Fourth Qtr: 29.90s

NoHorse	Plc	Margin	Time	800Time (W)	400 Time (W)
2 RAYONG PRINCESS	1	0.0m	2:13.70	58.63s (1)	29.56s (2)
3 TEACHERS PET	2	3.9m	2:14.01	59.26s (1)	30.09s (1)
7 GHOST GUM	3	4.3m	2:14.04	59.41s (0)	29.91s (0)
5 HOLLIE	4	5.3m	2:14.12	58.31s (1)	29.60s (2)
1 ITMIGHTBEYOU	5	6.3m	2:14.19	59.87s (0)	30.37s (0)
4 MAGHERA MAGGIE	6	12.9m	2:14.71	59.23s (1)	30.01s (1)
9 TURN TURN FLYER	7	17.8m	2:15.09	59.74s (0)	30.08s (0)
8 EVERY THINGS ROSEY	8	22.7m	2:15.48	60.44s (0)	30.78s (0)
6 BAMBOLE NERE	9	55.5m	2:18.05	61.64s (1)	32.02s (1)

Finish Position and metres gained from 800m



Sectionals  
Powered by

**PJ HARNES ANALYSER** **NEW**

Learn the power of sectionals

Check us out at [www.pjdata.com.au](http://www.pjdata.com.au)


The Racing Queensland Board (trading as Racing Queensland) and provider are not responsible for the completeness or accuracy of any of the information contained herein, and makes no representations about its suitability for any purpose.

# Redcliffe Race 4 Distance 1780m

Thursday, 26 November 2020

Gross Time: 2:15.30 MileRate: 2:02.30 LeadTime: 11.50s First Qtr: 30.60s Second Qtr: 31.10s Third Qtr: 30.60s Fourth Qtr: 31.50s

NoHorse	Plc	Margin	Time	800Time (W)	400 Time (W)
1 TIMENPATIENCE	1	0.0m	2:15.30	61.39s (0)	30.80s (0)
3 ROCK STAR BABE	2	4.6m	2:15.68	62.12s (0)	31.48s (0)
8 POPEYE RUSSELL	3	8.2m	2:15.97	62.73s (0)	32.14s (0)
2 STAR OF THE ARTS	4	11.9m	2:16.28	62.60s (1)	32.20s (1)
9 LOYOLA SIOUX	5	13.2m	2:16.39	62.04s (0)	31.41s (0)
7 SWEET SCOOT	6	13.7m	2:16.43	62.23s (1)	31.90s (1)
6 BEE A BLESSING	7	15.1m	2:16.54	61.69s (0)	31.52s (1)
5 LITTLE AUCKLAND	8	15.9m	2:16.61	62.06s (1)	32.17s (2)
4 HURRIKANE KING	9	17.6m	2:16.75	61.84s (1)	31.89s (2)



Sectionals  
Powered by

**PJ HARNESS ANALYSER** **NEW**

Learn the power of sectionals

Check us out at [www.pjdata.com.au](http://www.pjdata.com.au)

The Racing Queensland Board (trading as Racing Queensland) and provider are not responsible for the completeness or accuracy of any of the information contained herein, and makes no representations about its suitability for any purpose.

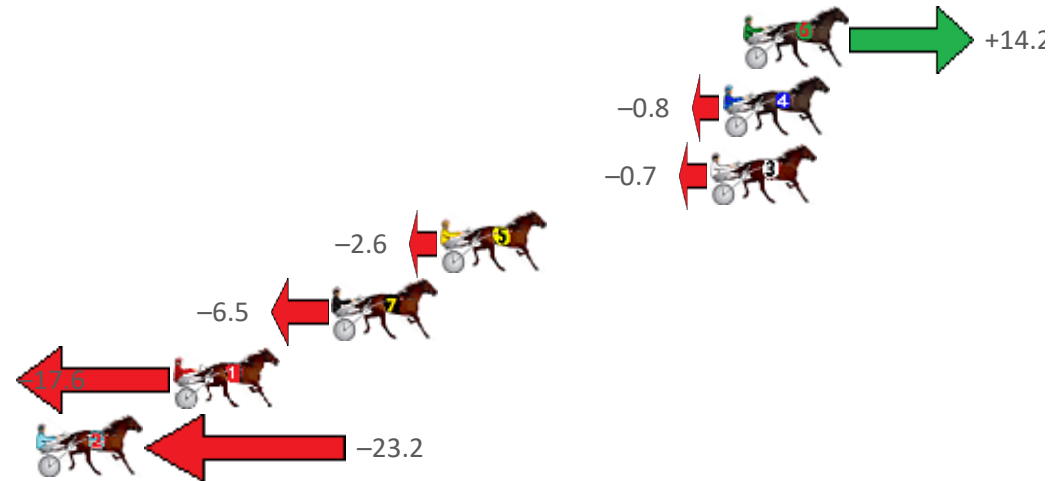
# Redcliffe Race 5 Distance 2280m

Thursday, 26 November 2020

Gross Time: 2:49.00    MileRate: 1:59.30    LeadTime: 50.10s    First Qtr: 30.70s    Second Qtr: 30.10s    Third Qtr: 28.00s    Fourth Qtr: 30.10s

NoHorse	Plc	Margin	Time	800Time (W)	400 Time (W)
6 ARBIT MAJOR	1	0.0m	2:49.00	57.07s (1)	29.34s (2)
4 COLONEL JOY	2	0.8m	2:49.06	58.16s (0)	30.16s (0)
3 MAJORDOIT	3	1.3m	2:49.10	58.15s (1)	29.97s (1)
5 FIRE AND ICE	4	12.0m	2:49.95	58.29s (1)	30.56s (2)
7 HAVANA MOON	5	16.3m	2:50.28	58.57s (0)	30.23s (1)
1 FEEL THE REIGN	6	22.6m	2:50.78	59.37s (0)	30.94s (0)
2 BRIDGET BLUE CHIP	7	28.2m	2:51.22	59.78s (1)	31.67s (1)

Finish Position and metres gained from 800m



Sectionals  
Powered by

**PJ HARNES ANALYSER** **NEW**

Learn the power of sectionals

Check us out at [www.pjdata.com.au](http://www.pjdata.com.au)

The Racing Queensland Board (trading as Racing Queensland) and provider are not responsible for the completeness or accuracy of any of the information contained herein, and makes no representations about its suitability for any purpose.

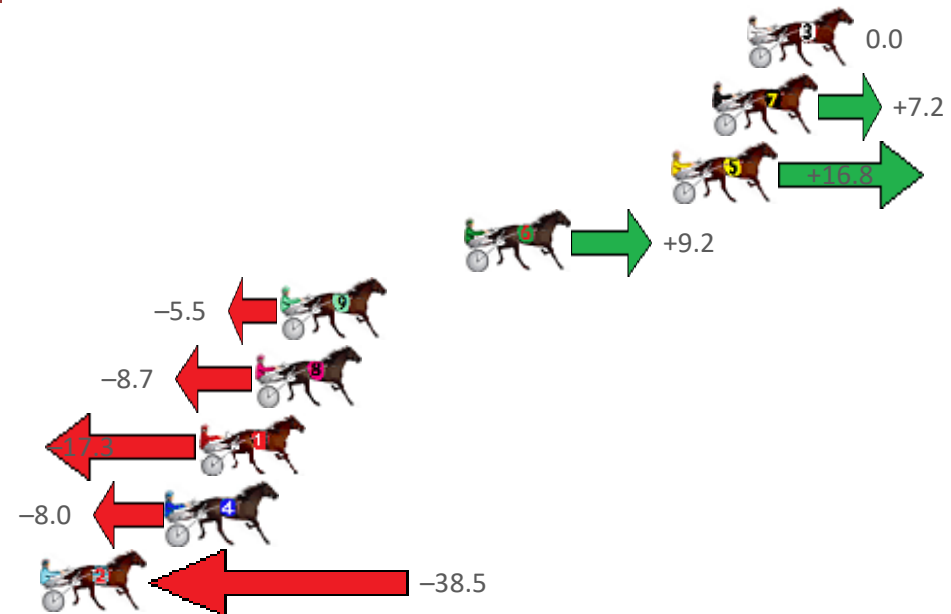
# Redcliffe Race 6 Distance 1780m

Thursday, 26 November 2020

Gross Time: 2:10.70 MileRate: 1:58.10 LeadTime: 11.30s First Qtr: 29.00s Second Qtr: 30.40s Third Qtr: 30.00s Fourth Qtr: 30.00s

NoHorse	Plc	Margin	Time	800Time (W)	400 Time (W)
3 NESTERS HILL	1	0.0m	2:10.70	60.00s (0)	30.00s (0)
7 GUY LOOKS GOOD	2	1.4m	2:10.81	59.46s (0)	29.30s (1)
5 LANOCH BOY	3	3.0m	2:10.94	58.75s (1)	30.00s (1)
6 SOME GIRLSOMEWHERE	4	11.2m	2:11.58	59.31s (0)	29.55s (4)
9 CAPTAIN THUNDERBOL	5	18.5m	2:12.15	60.41s (0)	30.19s (1)
8 WILLSINTOWN	6	19.5m	2:12.23	60.65s (1)	30.05s (2)
1 RITCHIE BEE	7	21.7m	2:12.41	61.29s (0)	31.10s (0)
4 DONT CALL ME	8	23.0m	2:12.51	60.60s (1)	30.73s (3)
2 FAMOUS SHOES	9	44.3m	2:14.18	62.87s (1)	32.26s (2)

Finish Position and metres gained from 800m



Sectionals  
Powered by

**PJ HARNESS ANALYSER** **NEW**

Learn the power of sectionals

Check us out at [www.pjdata.com.au](http://www.pjdata.com.au)

The Racing Queensland Board (trading as Racing Queensland) and provider are not responsible for the completeness or accuracy of any of the information contained herein, and makes no representations about its suitability for any purpose.

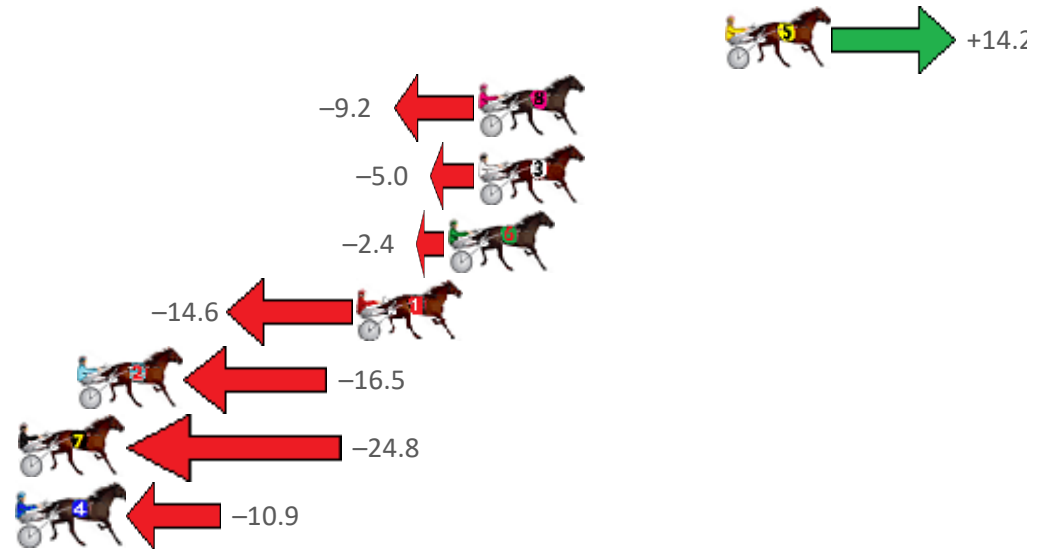
# Redcliffe Race 7 Distance 2040m

Thursday, 26 November 2020

Gross Time: 2:32.00 MileRate: 1:59.90 LeadTime: 32.90s First Qtr: 29.80s Second Qtr: 30.50s Third Qtr: 28.90s Fourth Qtr: 29.90s

NoHorse	Plc	Margin	Time	800Time (W)	400 Time (W)
5 ALI DOWNUNDER	1	0.0m	2:32.00	57.76s (1)	28.80s (1)
8 MY ULTIMATE LOUIE	2	9.8m	2:32.77	59.47s (1)	30.42s (1)
3 TAJIE BABY	3	9.8m	2:32.77	59.17s (1)	30.03s (1)
6 MISS KEESHA	4	11.0m	2:32.86	58.98s (0)	29.89s (0)
1 DENNINGTON HEIGHTS	5	14.6m	2:33.14	59.87s (0)	30.99s (0)
2 OUR PEPPERJACK	6	25.7m	2:34.01	60.01s (1)	30.99s (2)
7 FARRAHFOWLER	7	29.2m	2:34.29	60.61s (0)	31.55s (0)
4 EULO FLYER	8	30.5m	2:34.39	59.60s (1)	30.55s (0)

Finish Position and metres gained from 800m



Sectionals  
Powered by

**PJ HARNESS ANALYSER** **NEW**  
Learn the power of sectionals  
Check us out at [www.pjdata.com.au](http://www.pjdata.com.au)

The Racing Queensland Board (trading as Racing Queensland) and provider are not responsible for the completeness or accuracy of any of the information contained herein, and makes no representations about its suitability for any purpose.

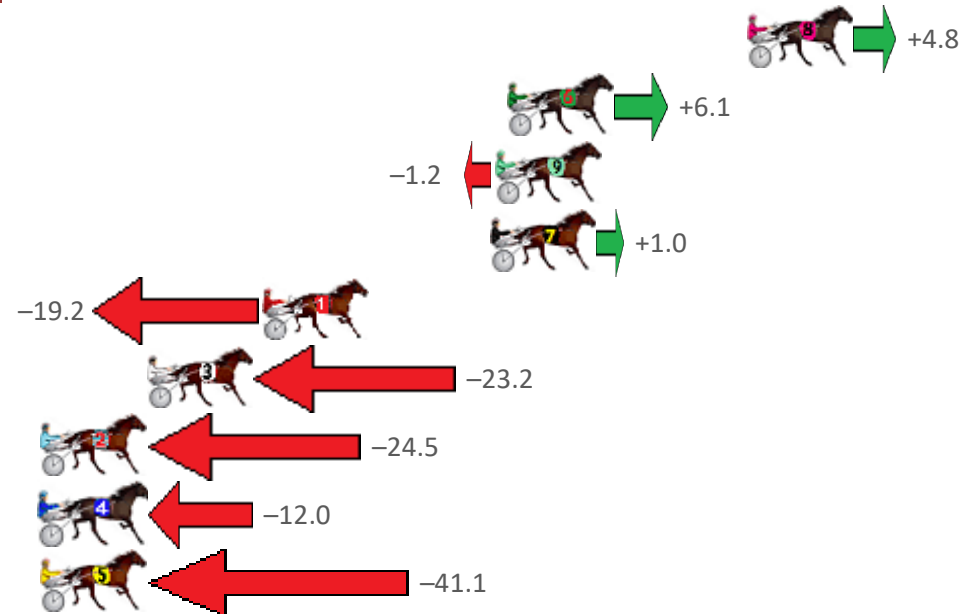
# Redcliffe Race 8 Distance 2040m

Thursday, 26 November 2020

Gross Time: 2:31.10 MileRate: 1:59.20 LeadTime: 31.50s First Qtr: 30.40s Second Qtr: 30.80s Third Qtr: 28.90s Fourth Qtr: 29.50s

NoHorse	Plc	Margin	Time	800Time (W)	400 Time (W)
8 A KERRY MAN	1	0.0m	2:31.10	58.05s (1)	29.12s (2)
6 COULDNTBETOLD	2	9.5m	2:31.83	57.96s (1)	29.27s (2)
9 MONTEREY JACK	3	10.0m	2:31.87	58.49s (0)	29.57s (1)
7 VIEWBYTHEROCK	4	10.2m	2:31.89	58.33s (1)	29.66s (3)
1 ROCKNROLL SWINGER	5	19.2m	2:32.58	59.79s (0)	30.91s (0)
3 ITSMEGS	6	23.8m	2:32.94	60.08s (1)	30.97s (1)
2 ASHLEE NITRO	7	28.9m	2:33.34	60.18s (0)	31.19s (0)
4 MICHAELS DESIRE	8	30.6m	2:33.47	59.27s (0)	30.35s (1)
5 ANDREW JAY	9	55.1m	2:35.36	61.38s (0)	32.22s (0)

Finish Position and metres gained from 800m



Sectionals  
Powered by

**PJ HARNESS ANALYSER** **NEW**  
Learn the power of sectionals  
Check us out at [www.pjdata.com.au](http://www.pjdata.com.au)

The Racing Queensland Board (trading as Racing Queensland) and provider are not responsible for the completeness or accuracy of any of the information contained herein, and makes no representations about its suitability for any purpose.



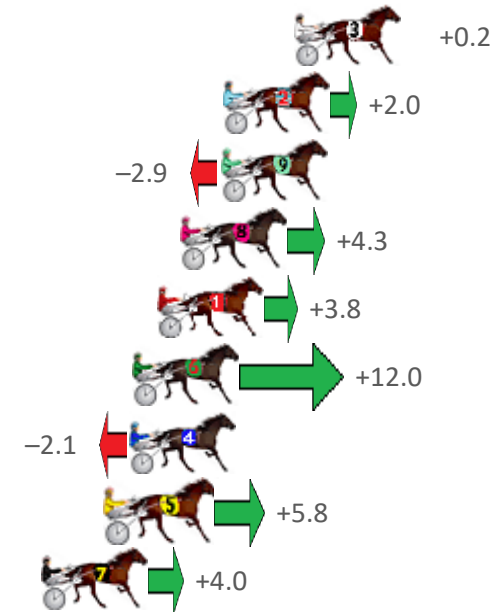
# Redcliffe Race 9 Distance 1780m

Thursday, 26 November 2020

Gross Time: 2:11.10 MileRate: 1:58.60 LeadTime: 11.20s First Qtr: 30.90s Second Qtr: 31.00s Third Qtr: 28.60s Fourth Qtr: 29.40s

NoHorse	Plc	Margin	Time	800Time (W)	400 Time (W)
3 SPEECHCRAFT	1	0.0m	2:11.10	57.99s (0)	29.40s (0)
2 BUSTN FEELZ GOOD	2	2.8m	2:11.32	57.86s (0)	29.21s (0)
9 OUR UNCLE ALAN	3	2.9m	2:11.32	58.21s (1)	29.55s (1)
8 MISTER HART	4	4.5m	2:11.45	57.69s (1)	29.06s (1)
1 MIZZ ADELE	5	5.4m	2:11.52	57.73s (0)	29.08s (0)
6 WHOSTOLEMYPIGEON	6	6.4m	2:11.59	57.13s (1)	29.30s (3)
4 HADLEY	7	6.5m	2:11.60	58.15s (1)	29.54s (2)
5 SPRINGFIELD SPIRIT	8	7.4m	2:11.67	57.58s (1)	29.02s (2)
7 BETTOR SPORT	9	10.0m	2:11.87	57.71s (0)	29.03s (1)

Finish Position and metres gained from 800m



Sectionals  
Powered by

**PJ HARNESS ANALYSER** **NEW**

Learn the power of sectionals

Check us out at [www.pjdata.com.au](http://www.pjdata.com.au)

The Racing Queensland Board (trading as Racing Queensland) and provider are not responsible for the completeness or accuracy of any of the information contained herein, and makes no representations about its suitability for any purpose.