

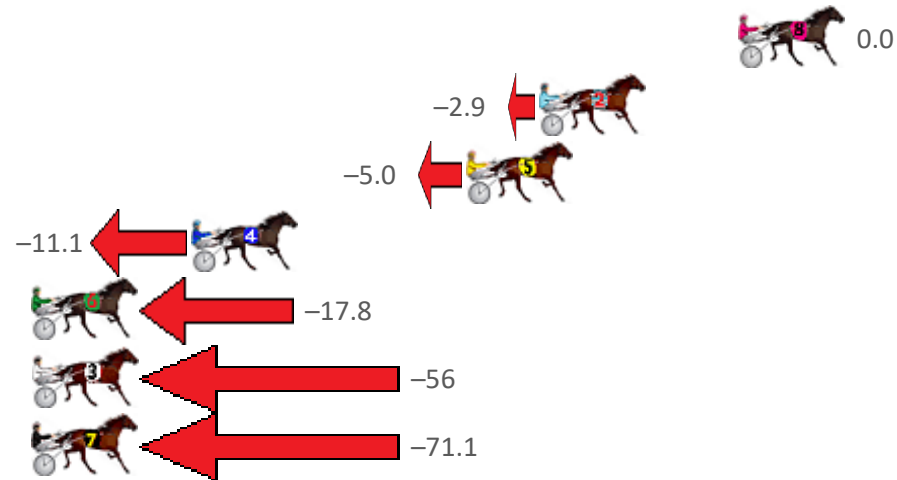
Albion Park Race 1 Distance 2647m

Friday, 20 November 2020

Gross Time: 3:27.80 MileRate: 2:04.90 LeadTime: 87.30s First Qtr: 30.30s Second Qtr: 30.90s Third Qtr: 28.90s Fourth Qtr: 30.40s

NoHorse	Plc	Margin	Time	800Time (W)	400 Time (W)
8 JANSSON	1	0.0m	3:27.80	59.30s (0)	30.40s (0)
2 DOWN UNDER RORS	2	7.9m	3:28.43	59.51s (0)	30.26s (0)
5 KAPAI	3	10.8m	3:28.66	59.67s (1)	30.88s (1)
4 DELLSUN	4	21.7m	3:29.53	60.12s (0)	31.04s (1)
6 LAVROS SEGIL	5	36.4m	3:30.70	60.61s (1)	30.17s (1)
3 CRAZY BEN	6	68.7m	3:33.27	63.42s (1)	33.19s (0)
7 ROCKET NOVA	7	151.1m	3:39.82	64.54s (0)	33.51s (0)

Finish Position and metres gained from 800m



Sectionals
Powered by

PJ HARNESS ANALYSER **NEW**

Learn the power of sectionals

Check us out at www.pjdata.com.au

The Racing Queensland Board (trading as Racing Queensland) and provider are not responsible for the completeness or accuracy of any of the information contained herein, and makes no representations about its suitability for any purpose.


Albion Park Race 2 Distance 1660m

Friday, 20 November 2020

Gross Time: 1:59.90 MileRate: 1:56.20 LeadTime: 3.60s First Qtr: 28.40s Second Qtr: 31.00s Third Qtr: 29.00s Fourth Qtr: 27.90s

NoHorse	Plc	Margin	Time	800Time (W)	400 Time (W)
3 BOULDER CITY	1	0.0m	1:59.90	56.90s (0)	27.90s (0)
1 BLUE SHARD	2	5.6m	2:00.31	57.00s (0)	28.00s (0)
4 SHEZALUCKYLADY	3	6.1m	2:00.35	56.51s (1)	27.39s (1)
8 KETTERING GIRL	4	6.6m	2:00.38	56.76s (0)	27.72s (0)
6 TACTFILLY MAGIC	5	10.5m	2:00.67	57.46s (1)	28.38s (1)
2 GUY LOOKS GOOD	6	11.9m	2:00.77	57.23s (1)	28.13s (1)
7 CHUMP CHOP	7	12.8m	2:00.84	56.89s (0)	27.80s (0)
5 DONT CALL ME	8	14.6m	2:00.97	56.80s (1)	27.69s (1)

Finish Position and metres gained from 800m



Sectionals
Powered by

PJ HARNESS ANALYSER **NEW**

Learn the power of sectionals

Check us out at www.pjdata.com.au

The Racing Queensland Board (trading as Racing Queensland) and provider are not responsible for the completeness or accuracy of any of the information contained herein, and makes no representations about its suitability for any purpose.


Albion Park Race 3 Distance 2138m

Friday, 20 November 2020

Gross Time: 2:42.70 MileRate: 2:02.50 LeadTime: 41.50s First Qtr: 30.70s Second Qtr: 31.10s Third Qtr: 29.50s Fourth Qtr: 29.90s

No	Horse	Plc	Margin	Time	800Time (W)	400 Time (W)
3	REDWOOD INVASION	1	0.0m	2:42.70	59.40s (0)	29.90s (0)
7	REDRIVERDEBBA	2	9.1m	2:43.41	59.36s (0)	29.55s (0)
4	LANSBURY	3	11.1m	2:43.57	59.53s (1)	29.64s (1)
9	MELPARK MAGIC	4	13.8m	2:43.78	59.08s (1)	29.23s (2)
10	TORFINO MIST	5	14.0m	2:43.80	59.43s (1)	29.59s (2)
6	ORLANDO JOLT	6	17.0m	2:44.03	59.64s (0)	29.83s (0)
5	KYVALLEY TINMAN	7	20.9m	2:44.34	60.56s (1)	30.70s (1)
8	JETER	8	29.3m	2:45.00	59.81s (1)	30.01s (2)
12	SCORCHED	9	31.8m	2:45.19	59.62s (1)	29.89s (0)
2	NORAHS FLING	10	32.2m	2:45.22	61.42s (0)	31.59s (0)
1	WHATABOYZ	11	34.5m	2:45.40	60.19s (0)	30.43s (1)
11	IVANOV	12	39.6m	2:45.80	60.91s (0)	31.09s (0)

Finish Position and metres gained from 800m



Sectionals
Powered by

PJ HARNES ANALYSER **NEW**

Learn the power of sectionals

Check us out at www.pjdata.com.au

The Racing Queensland Board (trading as Racing Queensland) and provider are not responsible for the completeness or accuracy of any of the information contained herein, and makes no representations about its suitability for any purpose.

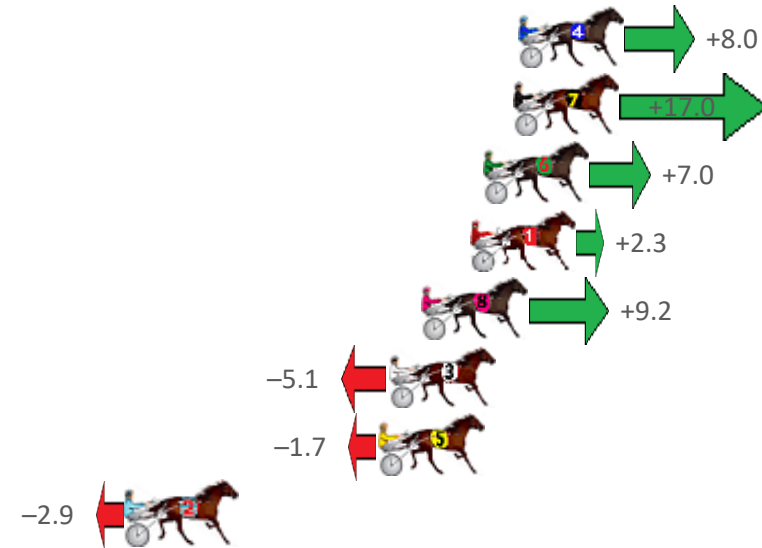
Albion Park Race 4 Distance 1660m

Friday, 20 November 2020

Gross Time: 2:00.20 MileRate: 1:56.50 LeadTime: 3.50s First Qtr: 28.20s Second Qtr: 31.20s Third Qtr: 28.60s Fourth Qtr: 28.70s

NoHorse	Plc	Margin	Time	800Time (W)	400 Time (W)
4 MY ULTIMATE BONDI	1	0.0m	2:00.20	56.73s (1)	28.19s (1)
7 MAFFIOSO GIRL	2	0.2m	2:00.22	56.09s (1)	27.46s (2)
6 GETALOADATHISGIRL	3	1.4m	2:00.31	56.80s (0)	28.07s (0)
1 SOME GIRLSOMEWHERE	4	1.9m	2:00.34	57.14s (0)	28.45s (0)
8 GINATIANO	5	3.8m	2:00.49	56.64s (0)	27.92s (0)
3 KWASII	6	5.1m	2:00.58	57.66s (0)	29.06s (0)
5 ARTISTIC SAINT	7	5.5m	2:00.61	57.42s (1)	28.89s (1)
2 CAPTAIN THUNDERBOL	8	15.5m	2:01.37	57.51s (1)	28.76s (1)

Finish Position and metres gained from 800m



Sectionals
Powered by

PJ HARNESS ANALYSER **NEW**

Learn the power of sectionals

Check us out at www.pjdata.com.au

The Racing Queensland Board (trading as Racing Queensland) and provider are not responsible for the completeness or accuracy of any of the information contained herein, and makes no representations about its suitability for any purpose.


Albion Park Race 5 Distance 1660m

Friday, 20 November 2020

Gross Time: 1:57.30 MileRate: 1:53.70 LeadTime: 3.40s First Qtr: 27.90s Second Qtr: 29.70s Third Qtr: 28.20s Fourth Qtr: 28.10s

NoHorse	Plc	Margin	Time	800Time (W)	400 Time (W)
2 ALWAYS A SECRET	1	0.0m	1:57.30	56.05s (1)	28.02s (1)
8 JIGGLE AND JIVE	2	0.4m	1:57.33	56.03s (0)	27.82s (0)
1 WESTERN HEIR	3	0.8m	1:57.36	56.36s (0)	28.16s (0)
4 RIVERLEIGH ROCKET	4	2.5m	1:57.48	55.93s (1)	27.88s (1)
5 OUR UNCLE JIM	5	4.6m	1:57.64	55.74s (1)	27.69s (1)
3 LIVE ATOM	6	4.6m	1:57.64	56.02s (0)	27.72s (0)
6 EARL JUJON	7	10.5m	1:58.08	56.08s (0)	27.77s (0)
7 LETTERKENNY BOY	8	14.7m	1:58.39	56.13s (1)	28.07s (1)

Finish Position and metres gained from 800m



Sectionals
Powered by

PJ HARNESS ANALYSER **NEW**

Learn the power of sectionals

Check us out at www.pjdata.com.au

The Racing Queensland Board (trading as Racing Queensland) and provider are not responsible for the completeness or accuracy of any of the information contained herein, and makes no representations about its suitability for any purpose.

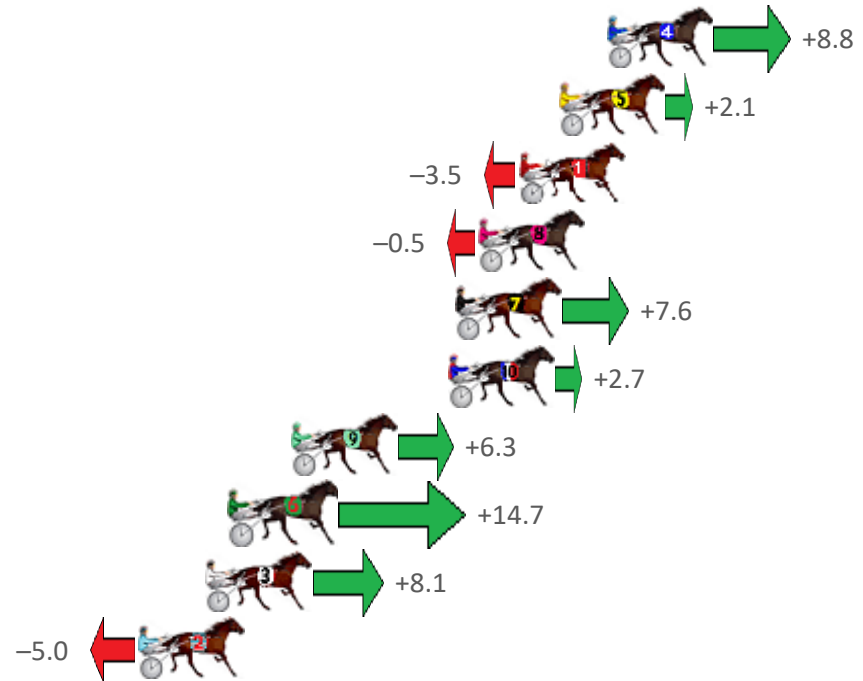
Albion Park Race 6 Distance 1660m

Friday, 20 November 2020

Gross Time: 2:01.70 MileRate: 1:58.00 LeadTime: 3.50s First Qtr: 28.50s Second Qtr: 32.50s Third Qtr: 28.90s Fourth Qtr: 28.30s

NoHorse	Plc	Margin	Time	800Time (W)	400 Time (W)
4 ONLYSBEST	1	0.0m	2:01.70	56.57s (1)	27.88s (1)
5 MAYWYN TROUBADOU	2	1.9m	2:01.84	57.05s (1)	28.32s (1)
1 MONTANA FLASH	3	3.5m	2:01.96	57.45s (0)	28.55s (0)
8 WHATELEY	4	5.1m	2:02.08	57.24s (0)	28.28s (0)
7 COUNTRY RUN	5	6.0m	2:02.15	56.66s (0)	27.96s (1)
10 BUTCHERFEELGOOD	6	6.3m	2:02.17	57.01s (0)	28.05s (0)
9 RAINBOW STYLING	7	12.5m	2:02.63	56.75s (1)	28.46s (2)
6 SIR SEMPER FIDELIS	8	14.9m	2:02.81	56.15s (1)	27.72s (1)
3 GLITTER STRIP	9	15.9m	2:02.88	56.62s (1)	28.39s (2)
2 MODERNDAY FALCON	10	18.6m	2:03.08	57.56s (1)	29.19s (2)

Finish Position and metres gained from 800m



Sectionals
Powered by

PJ HARNESS ANALYSER **NEW**

Learn the power of sectionals

Check us out at www.pjdata.com.au

The Racing Queensland Board (trading as Racing Queensland) and provider are not responsible for the completeness or accuracy of any of the information contained herein, and makes no representations about its suitability for any purpose.

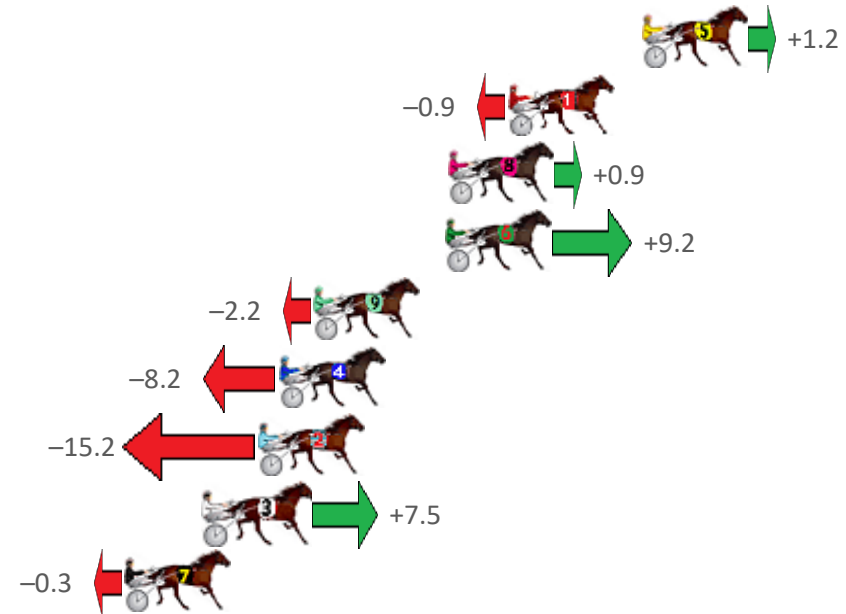
Albion Park Race 7 Distance 1660m

Friday, 20 November 2020

Gross Time: 1:57.70 MileRate: 1:54.10 LeadTime: 3.40s First Qtr: 28.30s Second Qtr: 29.10s Third Qtr: 28.00s Fourth Qtr: 28.90s

NoHorse	Plc	Margin	Time	800Time (W)	400 Time (W)
5 MATAU JESS	1	0.0m	1:57.70	56.82s (1)	28.81s (1)
1 SIGNORINA JUJON	2	5.3m	1:58.10	56.96s (0)	28.81s (0)
8 HUNTAWAY	3	7.7m	1:58.28	56.84s (0)	28.62s (0)
6 REDS GOOD TO GO	4	7.8m	1:58.29	56.25s (1)	28.27s (0)
9 UTELLA	5	13.0m	1:58.69	57.06s (1)	28.81s (1)
4 TEARAWAY DIAMOND	6	14.4m	1:58.79	57.48s (1)	28.74s (2)
2 TOANUI SPIRIT	7	15.2m	1:58.85	57.98s (0)	29.99s (0)
3 DESPONDENT	8	17.3m	1:59.01	56.37s (2)	28.62s (3)
7 RUNFORTHROSES	9	20.5m	1:59.25	56.92s (2)	29.17s (3)

Finish Position and metres gained from 800m



Sectionals
Powered by

PJ HARNES ANALYSER **NEW**

Learn the power of sectionals

Check us out at www.pjdata.com.au

The Racing Queensland Board (trading as Racing Queensland) and provider are not responsible for the completeness or accuracy of any of the information contained herein, and makes no representations about its suitability for any purpose.

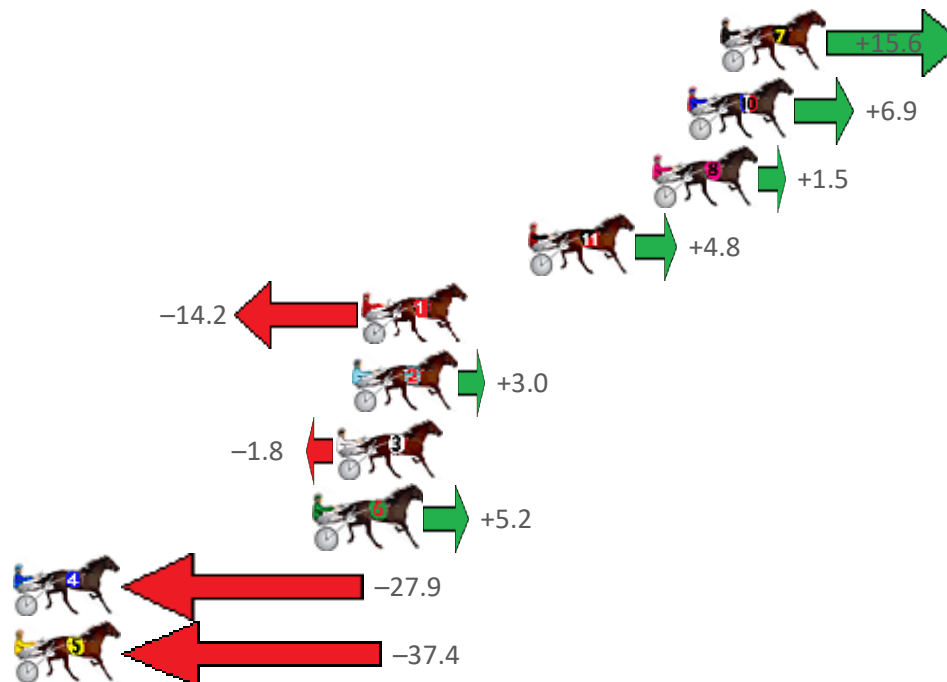
Albion Park Race 8 Distance 2138m

Friday, 20 November 2020

Gross Time: 2:34.20 MileRate: 1:56.00 LeadTime: 36.10s First Qtr: 30.20s Second Qtr: 30.10s Third Qtr: 28.40s Fourth Qtr: 29.40s

No	Horse	Plc	Margin	Time	800Time (W)	400 Time (W)
7	CAPTAIN COSMONAUT	1	0.0m	2:34.20	56.68s (1)	28.84s (1)
10	VENUS JUJON	2	1.3m	2:34.30	57.30s (0)	28.84s (0)
8	VIENNA BOY	3	2.7m	2:34.41	57.69s (0)	29.28s (0)
11	FIRE AND ICE	4	7.6m	2:34.79	57.46s (0)	28.96s (0)
1	STINGER LINDENNY	5	14.2m	2:35.29	58.82s (0)	30.44s (0)
2	ITS SUPER EASY	6	14.6m	2:35.33	57.58s (2)	29.30s (2)
3	HADLEY	7	15.2m	2:35.37	57.93s (2)	29.68s (2)
6	ROLL WITH ROCKY	8	16.0m	2:35.43	57.43s (1)	29.66s (1)
4	RECIPE FOR DREAMING	9	36.7m	2:37.03	59.80s (1)	31.76s (2)
5	CORINDHAP CREEK	10	41.4m	2:37.39	60.49s (1)	32.21s (1)

Finish Position and metres gained from 800m



Sectionals
Powered by

PJ HARNESS ANALYSER **NEW**

Learn the power of sectionals

Check us out at www.pjdata.com.au

The Racing Queensland Board (trading as Racing Queensland) and provider are not responsible for the completeness or accuracy of any of the information contained herein, and makes no representations about its suitability for any purpose.

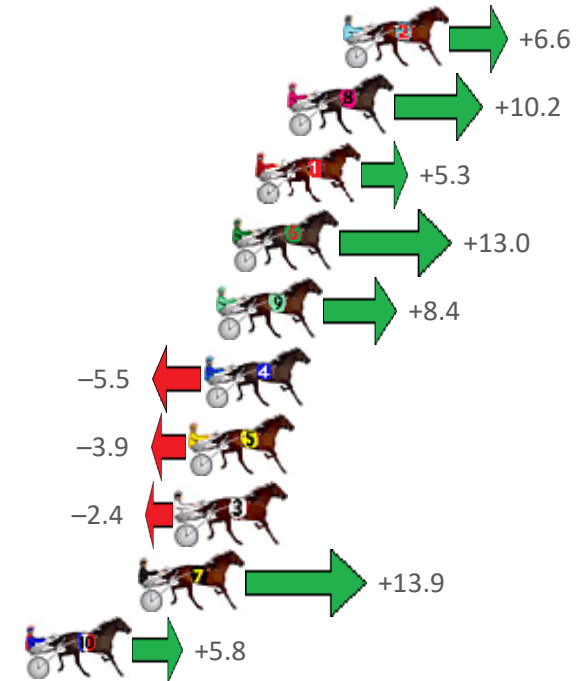
Albion Park Race 9 Distance 1660m

Friday, 20 November 2020

Gross Time: 1:57.70 MileRate: 1:54.10 LeadTime: 3.40s First Qtr: 26.80s Second Qtr: 31.60s Third Qtr: 28.00s Fourth Qtr: 27.90s

NoHorse	Plc	Margin	Time	800Time (W)	400 Time (W)
2 THATS HOW WEROLL	1	0.0m	1:57.70	55.44s (1)	27.54s (1)
8 COMMODORE JUJON	2	2.2m	1:57.86	55.19s (1)	27.36s (2)
1 OUR BONDI BEACH	3	3.5m	1:57.96	55.53s (0)	27.53s (0)
6 BUMPER	4	4.4m	1:58.02	55.00s (1)	27.16s (2)
9 ELMS CREEK	5	5.0m	1:58.07	55.32s (0)	27.33s (0)
4 LA PLAYER	6	5.5m	1:58.10	56.28s (0)	28.28s (0)
5 SQUIRE	7	6.1m	1:58.15	56.17s (1)	28.27s (1)
3 COLONEL JOY	8	6.6m	1:58.18	56.07s (0)	28.04s (0)
7 BRIDGET BLUE CHIP	9	8.1m	1:58.29	54.93s (1)	27.10s (1)
10 CLARKEY	10	12.6m	1:58.62	55.50s (0)	27.50s (0)

Finish Position and metres gained from 800m



Sectionals
Powered by

PJ HARNESS ANALYSER **NEW**

Learn the power of sectionals

Check us out at www.pjdata.com.au

The Racing Queensland Board (trading as Racing Queensland) and provider are not responsible for the completeness or accuracy of any of the information contained herein, and makes no representations about its suitability for any purpose.