

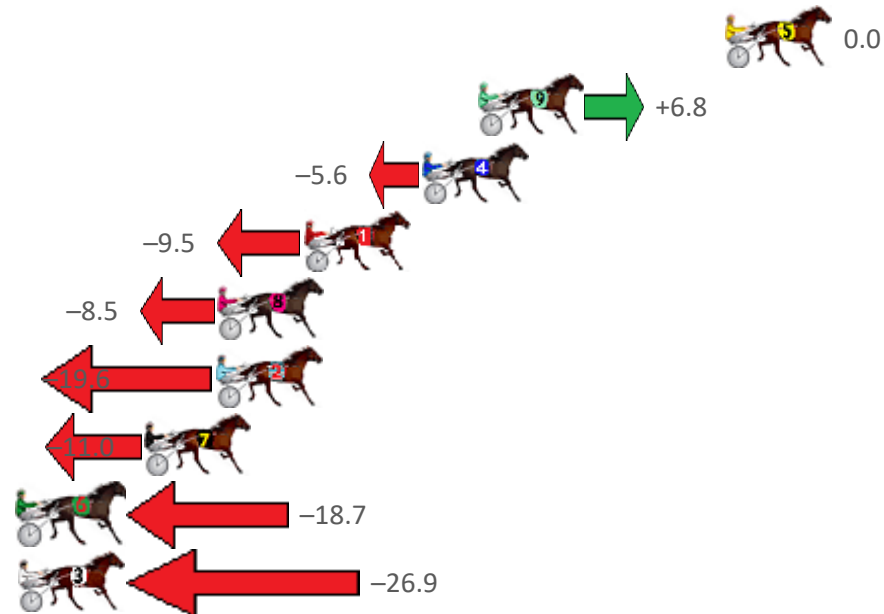
Redcliffe Race 1 Distance 1780m

Thursday, 19 November 2020

Gross Time: 2:13.30 MileRate: 2:00.50 LeadTime: 11.50s First Qtr: 32.00s Second Qtr: 30.60s Third Qtr: 29.50s Fourth Qtr: 29.70s

NoHorse	Plc	Margin	Time	800Time (W)	400 Time (W)
5 RAGNAROK	1	0.0m	2:13.30	59.20s (1)	29.70s (1)
9 AMANDER	2	9.8m	2:14.06	58.70s (1)	29.79s (2)
4 IMAJIVA	3	12.0m	2:14.23	59.61s (1)	30.20s (1)
1 MONTANA PRIDE	4	16.7m	2:14.60	59.90s (0)	30.55s (0)
8 POPEYE RUSSELL	5	20.1m	2:14.86	59.83s (1)	30.46s (1)
2 ROCK STAR BABE	6	20.2m	2:14.87	60.64s (0)	31.19s (0)
7 SHESFEELINSPECIAL	7	23.0m	2:15.09	60.01s (0)	30.47s (0)
6 MELTON QUALITY	8	40.5m	2:16.45	60.58s (0)	31.48s (1)
3 MELTON KILLARA	9	43.7m	2:16.70	61.18s (0)	31.66s (0)

Finish Position and metres gained from 800m



Sectionals
Powered by

PJ HARNESS ANALYSER **NEW**

Learn the power of sectionals

Check us out at www.pjdata.com.au

The Racing Queensland Board (trading as Racing Queensland) and provider are not responsible for the completeness or accuracy of any of the information contained herein, and makes no representations about its suitability for any purpose.

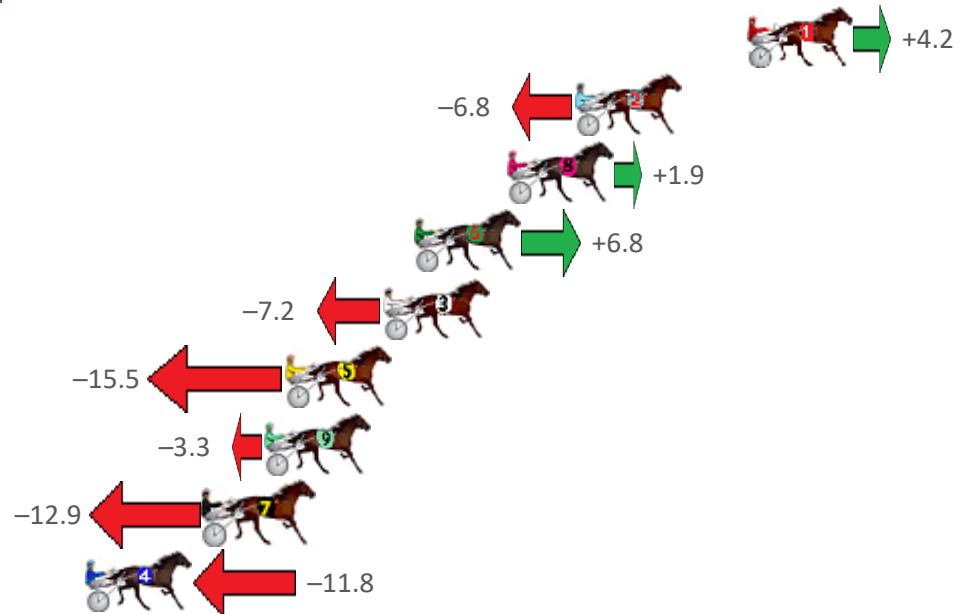
Redcliffe Race 2 Distance 1780m

Thursday, 19 November 2020

Gross Time: 2:13.50 MileRate: 2:00.70 LeadTime: 11.10s First Qtr: 31.40s Second Qtr: 31.60s Third Qtr: 29.90s Fourth Qtr: 29.50s

NoHorse	Plc	Margin	Time	800Time (W)	400 Time (W)
1 CHEYENNE AUTUMN	1	0.0m	2:13.50	59.09s (0)	29.12s (0)
2 ITMIGHTBEYOU	2	6.8m	2:14.03	59.90s (0)	30.00s (0)
8 SHEZ GOT BLING	3	9.5m	2:14.23	59.26s (1)	29.14s (2)
6 TORQUE TO THE MAX	4	13.2m	2:14.52	58.90s (1)	28.78s (2)
3 TEACHERS PET	5	14.4m	2:14.61	59.93s (1)	29.82s (2)
5 GHOST GUM	6	18.3m	2:14.92	60.54s (1)	30.50s (1)
9 IMA REGAL JET	7	19.1m	2:14.98	59.64s (1)	29.51s (2)
7 BETTERTHAN TORQUE	8	21.5m	2:15.16	60.35s (0)	30.33s (0)
4 IM ISABELLA	9	26.2m	2:15.53	60.27s (0)	30.22s (0)

Finish Position and metres gained from 800m



Sectionals
Powered by

PJ HARNES ANALYSER **NEW**

Learn the power of sectionals

Check us out at www.pjdata.com.au

The Racing Queensland Board (trading as Racing Queensland) and provider are not responsible for the completeness or accuracy of any of the information contained herein, and makes no representations about its suitability for any purpose.


Redcliffe Race 3 Distance 1780m

Thursday, 19 November 2020

Gross Time: 2:10.00 MileRate: 1:57.60 LeadTime: 11.60s First Qtr: 30.00s Second Qtr: 29.90s Third Qtr: 30.50s Fourth Qtr: 28.00s

NoHorse	Plc	Margin	Time	800Time (W)	400 Time (W)
3 FROST EN ICE	1	0.0m	2:10.00	58.50s (0)	28.00s (0)
8 ASHLEE NITRO	2	18.2m	2:11.34	59.11s (1)	28.47s (2)
6 TAJIE BABY	3	20.6m	2:11.52	59.98s (1)	29.23s (1)
5 BETTOR MEMORIES	4	22.7m	2:11.67	59.77s (1)	29.07s (1)
7 TORQUE IS MY GIRL	5	25.7m	2:11.89	59.34s (1)	29.37s (2)
1 DARBY BRIGHTS	6	32.7m	2:12.41	60.24s (0)	29.57s (0)
4 SHESA PEARLA	7	37.3m	2:12.75	60.22s (0)	29.58s (1)
2 MISS LILY MAY	8	78.2m	2:15.76	63.85s (0)	33.08s (0)

Finish Position and metres gained from 800m



Sectionals
Powered by

PJ HARNES ANALYSER **NEW**

Learn the power of sectionals

Check us out at www.pjdata.com.au

The Racing Queensland Board (trading as Racing Queensland) and provider are not responsible for the completeness or accuracy of any of the information contained herein, and makes no representations about its suitability for any purpose.

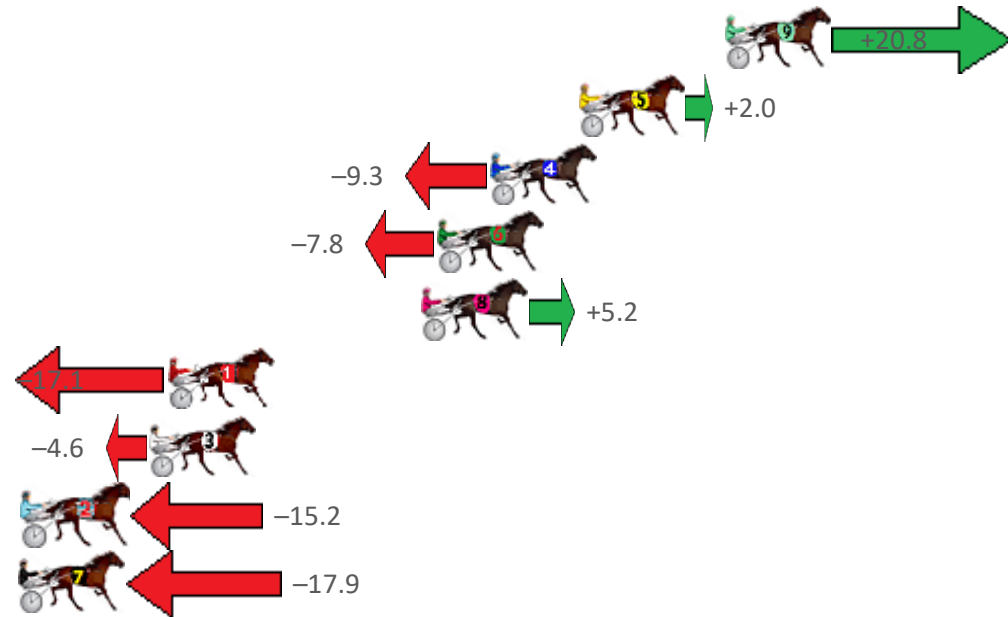
Redcliffe Race 4 Distance 1780m

Thursday, 19 November 2020

Gross Time: 2:14.10 MileRate: 2:01.20 LeadTime: 11.70s First Qtr: 31.20s Second Qtr: 30.60s Third Qtr: 30.30s Fourth Qtr: 30.30s

NoHorse	Plc	Margin	Time	800Time (W)	400 Time (W)
9 TORQUE WRITER	1	0.0m	2:14.10	59.03s (2)	29.95s (2)
5 MISS CATALINA	2	5.8m	2:14.56	60.45s (1)	30.15s (1)
4 ELLE JAY	3	9.3m	2:14.84	61.30s (0)	31.00s (0)
6 HOLLIE	4	11.4m	2:15.00	61.19s (1)	30.89s (1)
8 CATCH THE BOUQUET	5	12.0m	2:15.05	60.21s (1)	30.35s (2)
1 ITS YOU NOT ME	6	22.1m	2:15.85	61.89s (0)	31.51s (0)
3 LOYOLA SIOUX	7	22.8m	2:15.91	60.95s (0)	30.81s (0)
2 LITTLE AUCKLAND	8	27.8m	2:16.31	61.74s (1)	31.48s (1)
7 MAGHERA MAGGIE	9	28.9m	2:16.39	61.95s (0)	31.62s (0)

Finish Position and metres gained from 800m



Sectionals
Powered by

PJ HARNESS ANALYSER **NEW**
Learn the power of sectionals
Check us out at www.pjdata.com.au

The Racing Queensland Board (trading as Racing Queensland) and provider are not responsible for the completeness or accuracy of any of the information contained herein, and makes no representations about its suitability for any purpose.

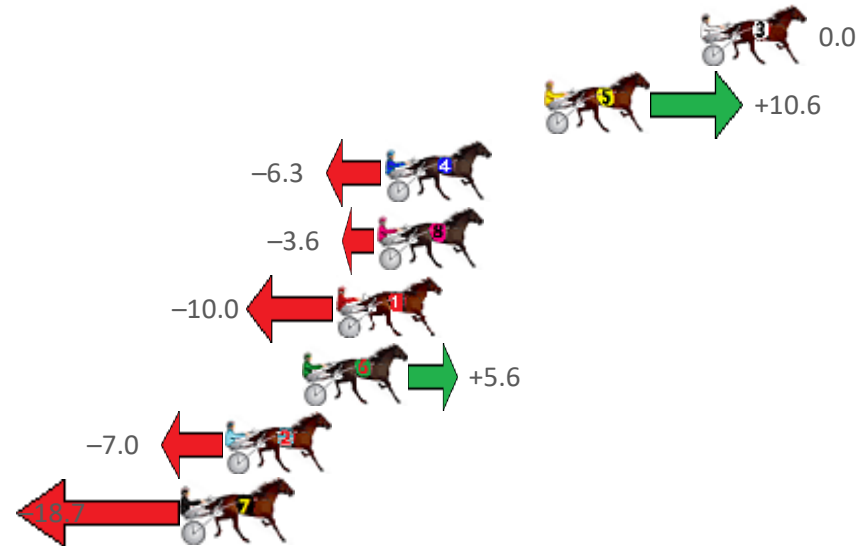
Redcliffe Race 5 Distance 1780m

Thursday, 19 November 2020

Gross Time: 2:10.90 MileRate: 1:58.30 LeadTime: 11.40s First Qtr: 31.40s Second Qtr: 30.50s Third Qtr: 28.80s Fourth Qtr: 28.80s

NoHorse	Plc	Margin	Time	800Time (W)	400 Time (W)
3 DENNINGTON HEIGHTS	1	0.0m	2:10.90	57.60s (0)	28.80s (0)
5 DEVOUGED	2	6.2m	2:11.37	56.84s (1)	28.27s (2)
4 HESLUVABLE	3	12.5m	2:11.84	58.05s (1)	29.18s (2)
8 NO DOUBT	4	12.8m	2:11.87	57.86s (0)	28.99s (0)
1 ROBINMEGOOD	5	14.4m	2:11.99	58.32s (0)	29.46s (0)
6 COULDNTBETOLD	6	15.8m	2:12.09	57.20s (1)	28.66s (2)
2 WILLSINTOWN	7	18.8m	2:12.32	58.10s (1)	29.24s (1)
7 PACIFIC COIN	8	20.5m	2:12.45	58.94s (1)	29.98s (1)

Finish Position and metres gained from 800m



Sectionals
Powered by

PJ HARNES ANALYSER **NEW**

Learn the power of sectionals

Check us out at www.pjdata.com.au

The Racing Queensland Board (trading as Racing Queensland) and provider are not responsible for the completeness or accuracy of any of the information contained herein, and makes no representations about its suitability for any purpose.

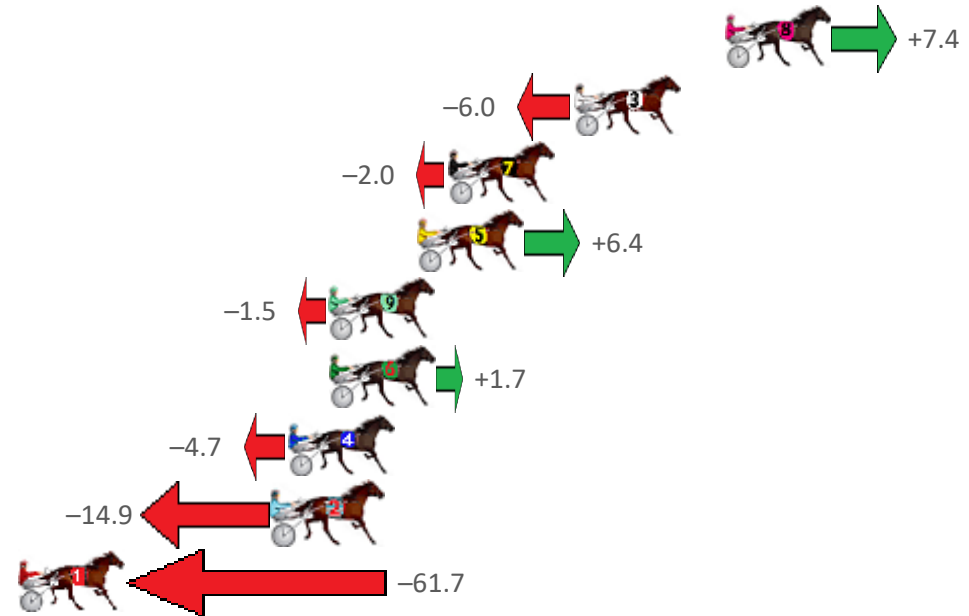
Redcliffe Race 6 Distance 2040m

Thursday, 19 November 2020

Gross Time: 2:34.20 MileRate: 2:01.70 LeadTime: 32.50s First Qtr: 32.10s Second Qtr: 30.70s Third Qtr: 29.30s Fourth Qtr: 29.60s

NoHorse	Plc	Margin	Time	800Time (W)	400 Time (W)
8 ARMA AUGUSTUS	1	0.0m	2:34.20	58.36s (1)	29.60s (2)
3 CANNAN	2	6.0m	2:34.67	59.34s (0)	30.04s (0)
7 DOWNTOWN LUCCA	3	11.0m	2:35.05	59.05s (0)	29.98s (1)
5 ROCKNROLL DA GAMA	4	12.2m	2:35.15	58.43s (0)	29.16s (1)
9 ALWAYS AT NIGHT	5	15.7m	2:35.42	59.01s (0)	29.70s (0)
6 BARBOO	6	15.7m	2:35.42	58.78s (1)	29.77s (1)
4 DUKE	7	17.3m	2:35.54	59.24s (1)	30.11s (2)
2 BLACKJEWEL	8	17.9m	2:35.59	59.99s (1)	30.86s (1)
1 HURRIKANE SPECIAL	9	66.1m	2:39.33	63.42s (0)	33.73s (0)

Finish Position and metres gained from 800m



Sectionals
Powered by

PJ HARNES ANALYSER **NEW**

Learn the power of sectionals

Check us out at www.pjdata.com.au

The Racing Queensland Board (trading as Racing Queensland) and provider are not responsible for the completeness or accuracy of any of the information contained herein, and makes no representations about its suitability for any purpose.

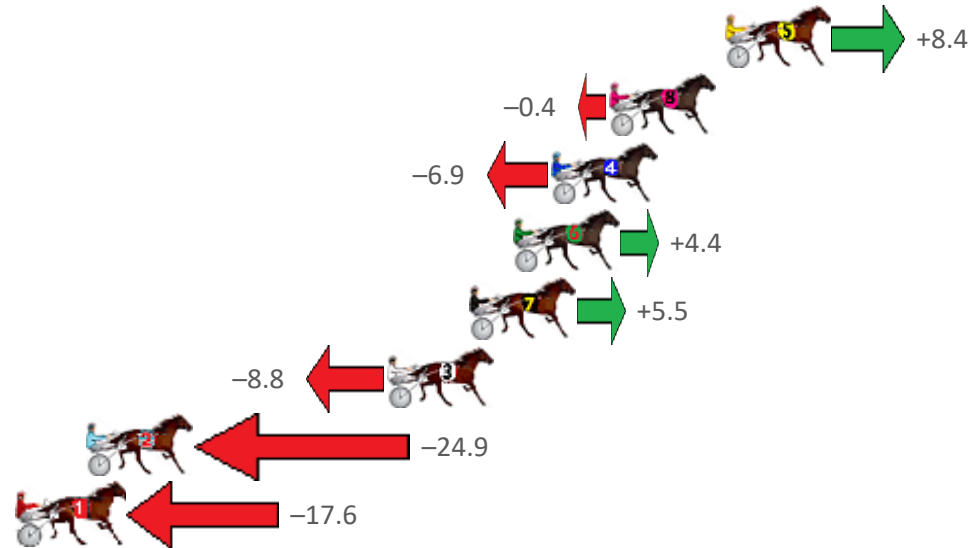
Redcliffe Race 7 Distance 1780m

Thursday, 19 November 2020

Gross Time: 2:11.00 MileRate: 1:58.50 LeadTime: 11.30s First Qtr: 29.50s Second Qtr: 30.70s Third Qtr: 30.30s Fourth Qtr: 29.20s

NoHorse	Plc	Margin	Time	800Time (W)	400 Time (W)
5 ROCKNROLL SWINGER	1	0.0m	2:11.00	58.88s (1)	28.60s (2)
8 JAY DEE BE ROLLIN	2	4.6m	2:11.35	59.53s (1)	29.27s (2)
4 ROWDYS ACE	3	6.9m	2:11.53	60.01s (1)	29.69s (1)
6 BUKTHSYSTEM	4	8.4m	2:11.64	59.17s (1)	28.87s (2)
7 BARA JAYLA	5	10.1m	2:11.77	59.09s (0)	29.08s (1)
3 BETTING BARON	6	13.4m	2:12.03	60.15s (0)	29.87s (0)
2 DOOLITTLE DANDY	7	25.3m	2:12.94	61.34s (0)	31.04s (0)
1 RISKY BUZINESS	8	28.6m	2:13.19	60.80s (0)	30.61s (0)

Finish Position and metres gained from 800m



Sectionals
Powered by

PJ HARNESS ANALYSER **NEW**

Learn the power of sectionals

Check us out at www.pjdata.com.au

The Racing Queensland Board (trading as Racing Queensland) and provider are not responsible for the completeness or accuracy of any of the information contained herein, and makes no representations about its suitability for any purpose.

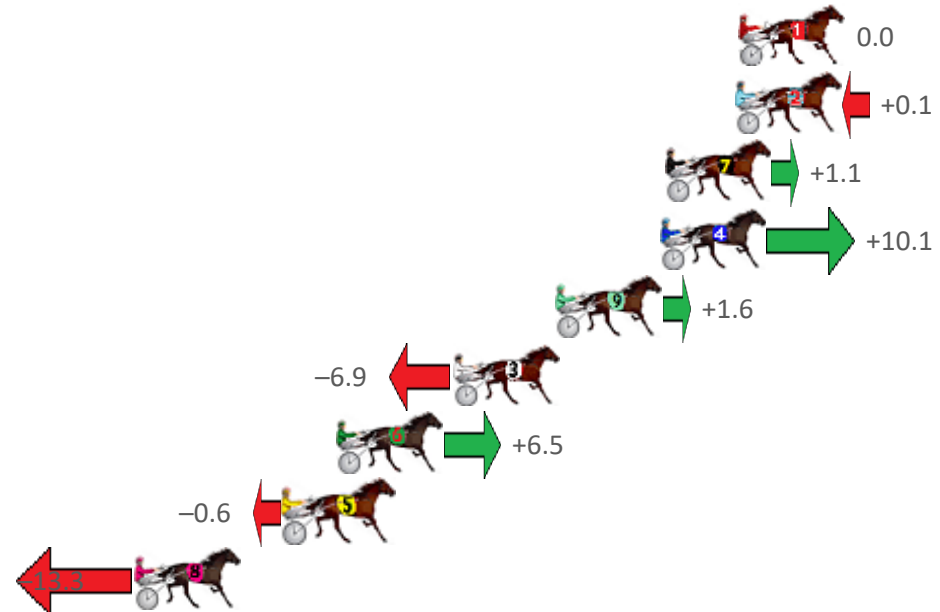
Redcliffe Race 8 Distance 2040m

Thursday, 19 November 2020

Gross Time: 2:32.10 MileRate: 2:00.00 LeadTime: 31.30s First Qtr: 31.30s Second Qtr: 30.90s Third Qtr: 29.30s Fourth Qtr: 29.30s

NoHorse	Plc	Margin	Time	800Time (W)	400 Time (W)
1 NIKALONG HENRY	1	0.0m	2:32.10	58.60s (0)	29.30s (0)
2 A KERRY MAN	2	0.1m	2:32.11	58.59s (1)	29.31s (1)
7 MONTEREY JACK	3	2.9m	2:32.32	58.52s (0)	29.10s (0)
4 HOLDINGNO CURRENCY	4	3.1m	2:32.34	57.86s (1)	28.54s (1)
9 BUSTN FEELZ GOOD	5	7.2m	2:32.65	58.48s (1)	29.49s (1)
3 SUGARKANE	6	11.3m	2:32.97	59.10s (1)	29.44s (1)
6 BETTOR SPORT	7	15.9m	2:33.32	58.13s (1)	29.47s (2)
5 MEGA STAR	8	18.0m	2:33.48	58.64s (1)	29.93s (2)
8 GEST AS SMART	9	23.9m	2:33.94	59.57s (0)	29.89s (0)

Finish Position and metres gained from 800m



Sectionals
Powered by

PJ HARNESS ANALYSER **NEW**

Learn the power of sectionals

Check us out at www.pjdata.com.au

The Racing Queensland Board (trading as Racing Queensland) and provider are not responsible for the completeness or accuracy of any of the information contained herein, and makes no representations about its suitability for any purpose.

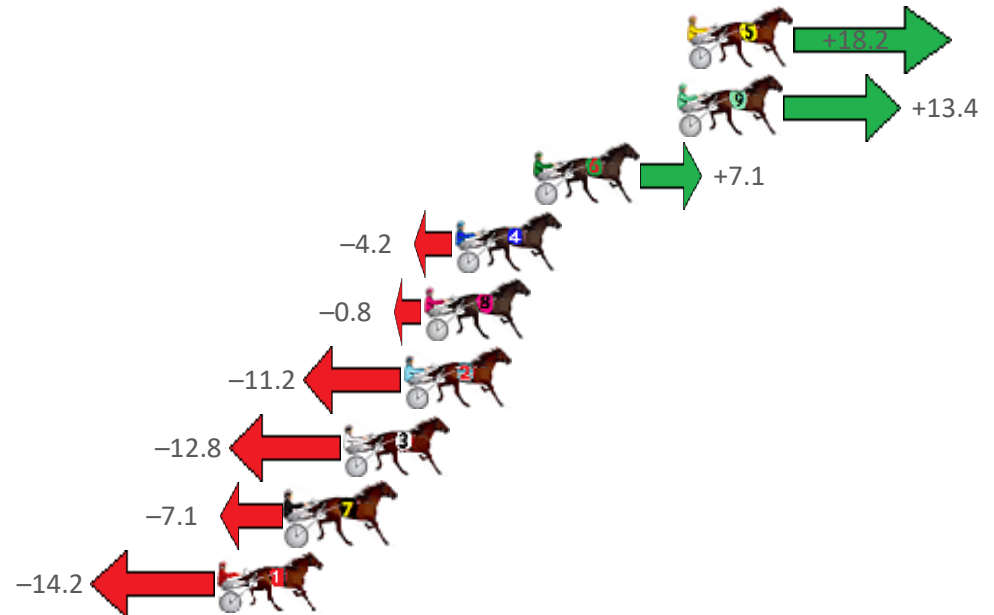
Redcliffe Race 9 Distance 1780m

Thursday, 19 November 2020

Gross Time: 2:10.60 MileRate: 1:58.10 LeadTime: 11.20s First Qtr: 30.30s Second Qtr: 29.60s Third Qtr: 29.40s Fourth Qtr: 30.10s

NoHorse	Plc	Margin	Time	800Time (W)	400 Time (W)
5 JUST JOSHIN	1	0.0m	2:10.60	58.15s (1)	29.50s (3)
9 HUNZA VALLEY	2	0.4m	2:10.63	58.51s (1)	29.17s (2)
6 OUR LITTLE DIGGER	3	6.1m	2:11.08	58.97s (0)	29.49s (1)
4 LETS GO BETTER	4	9.2m	2:11.33	59.81s (1)	30.47s (2)
8 TUAPEKA LIGHT	5	10.4m	2:11.42	59.56s (1)	30.22s (1)
2 MISTER HART	6	11.2m	2:11.48	60.33s (0)	30.85s (0)
3 GOTTA MOMENT	7	13.6m	2:11.67	60.45s (1)	31.12s (1)
7 BURMACH	8	15.9m	2:11.85	60.03s (0)	30.53s (0)
1 FAVOURITEHIGHLIGHT	9	18.6m	2:12.07	60.55s (0)	31.04s (0)

Finish Position and metres gained from 800m



Sectionals
Powered by

PJ HARNESS ANALYSER **NEW**

Learn the power of sectionals

Check us out at www.pjdata.com.au

The Racing Queensland Board (trading as Racing Queensland) and provider are not responsible for the completeness or accuracy of any of the information contained herein, and makes no representations about its suitability for any purpose.

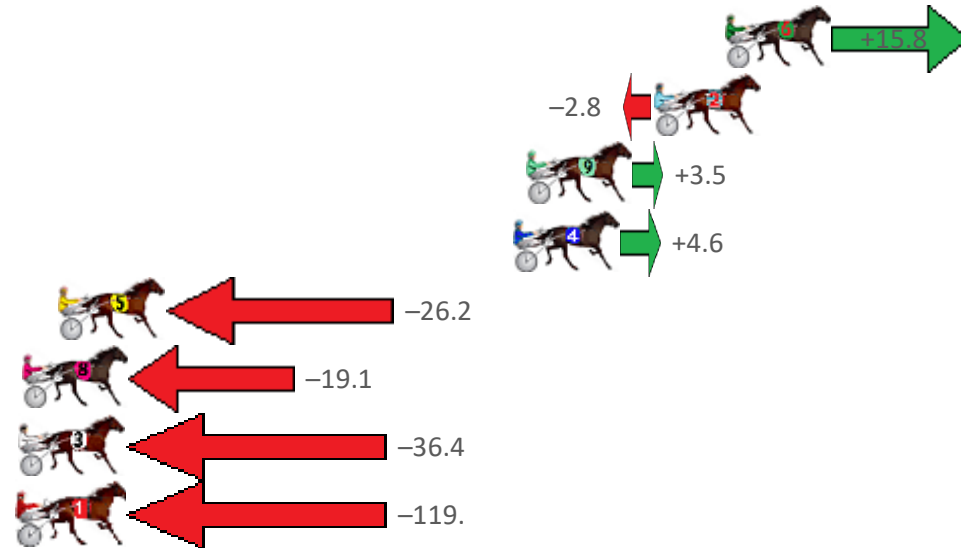
Redcliffe Race 10 Distance 2040m

Thursday, 19 November 2020

Gross Time: 2:31.80 MileRate: 1:59.70 LeadTime: 30.20s First Qtr: 31.30s Second Qtr: 30.80s Third Qtr: 29.60s Fourth Qtr: 29.90s

NoHorse	Plc	Margin	Time	800Time (W)	400 Time (W)
6 ROCKSLIDE	1	0.0m	2:31.80	58.33s (1)	28.81s (2)
2 NESTERS HILL	2	2.8m	2:32.02	59.71s (0)	30.11s (0)
9 LANOCH BOY	3	7.9m	2:32.42	59.24s (1)	29.86s (2)
4 RITCHIE BEE	4	8.4m	2:32.46	59.16s (0)	29.38s (1)
5 HIGH ON MONTANA	5	26.4m	2:33.87	61.44s (1)	31.68s (1)
8 ONYAJANS	6	27.9m	2:33.99	60.91s (0)	30.90s (0)
3 GUTS	7	43.4m	2:35.20	62.19s (1)	32.29s (1)
1 BEEJAYS DELIGHT	8	124.1m	2:41.52	68.37s (0)	38.37s (0)

Finish Position and metres gained from 800m



Sectionals
Powered by

PJ HARNESS ANALYSER **NEW**

Learn the power of sectionals

Check us out at www.pjdata.com.au

The Racing Queensland Board (trading as Racing Queensland) and provider are not responsible for the completeness or accuracy of any of the information contained herein, and makes no representations about its suitability for any purpose.