

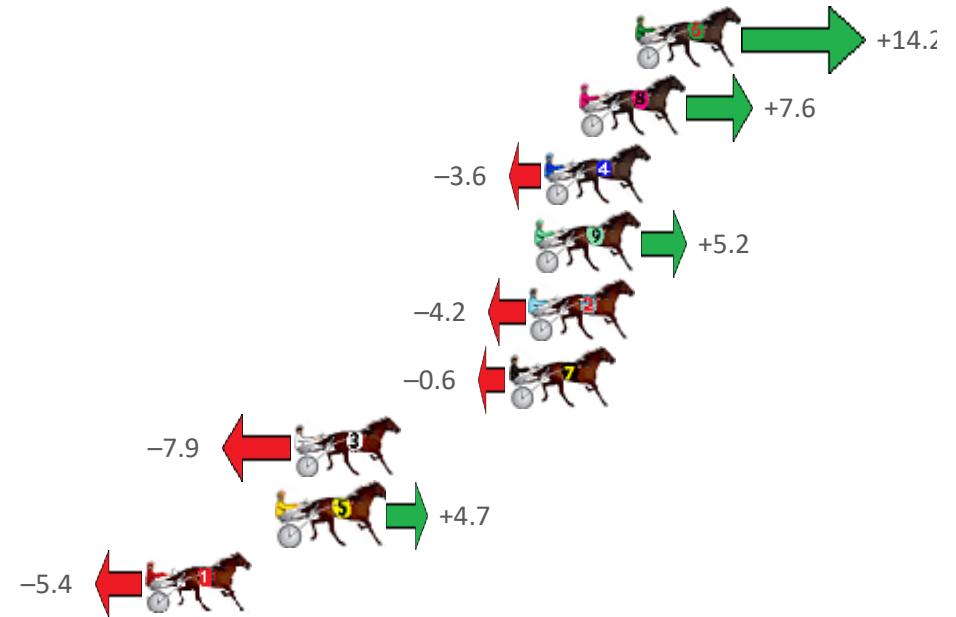
Redcliffe Race 1 Distance 1780m

Wednesday, 18 November 2020

Gross Time: 2:11.40 MileRate: 1:58.80 LeadTime: 11.40s First Qtr: 31.80s Second Qtr: 30.30s Third Qtr: 29.10s Fourth Qtr: 28.80s

NoHorse	Plc	Margin	Time	800Time (W)	400 Time (W)
6 BOHANNAN	1	0.0m	2:11.40	56.88s (1)	27.83s (1)
8 BET IM SPECIAL	2	2.2m	2:11.57	57.35s (1)	28.31s (2)
4 NEWPORT DREAMZ	3	3.6m	2:11.67	58.16s (1)	29.06s (1)
9 FEEL THE REIGN	4	4.0m	2:11.70	57.53s (0)	28.23s (0)
2 AZUR EXPRESS	5	4.2m	2:11.72	58.20s (0)	29.07s (0)
7 RANIERI	6	5.0m	2:11.78	57.94s (0)	28.61s (0)
3 GASMONKEY	7	13.5m	2:12.42	58.47s (1)	29.31s (1)
5 MARETTI	8	14.1m	2:12.47	57.56s (1)	28.43s (1)
1 DOLLARBILL	9	19.4m	2:12.87	58.29s (0)	28.90s (0)

Finish Position and metres gained from 800m



Sectionals
Powered by

PJ HARNESS ANALYSER **NEW**

Learn the power of sectionals

Check us out at www.pjdata.com.au

The Racing Queensland Board (trading as Racing Queensland) and provider are not responsible for the completeness or accuracy of any of the information contained herein, and makes no representations about its suitability for any purpose.

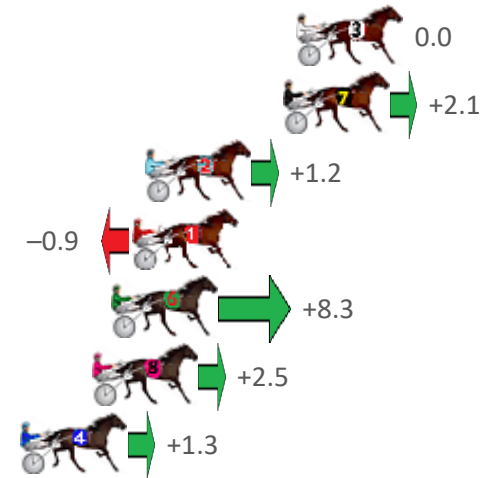
Redcliffe Race 2 Distance 2280m

Wednesday, 18 November 2020

Gross Time: 2:50.50 MileRate: 2:00.30 LeadTime: 51.10s First Qtr: 30.50s Second Qtr: 30.50s Third Qtr: 28.80s Fourth Qtr: 29.60s

NoHorse	Plc	Margin	Time	800Time (W)	400 Time (W)
3 MACH TORQUE	1	0.0m	2:50.50	58.40s (0)	29.60s (0)
7 BREACH THE BEACH	2	0.5m	2:50.54	58.25s (1)	29.25s (1)
2 ONLY IN ROME	3	6.0m	2:50.97	58.31s (1)	29.35s (1)
1 LIFES A JUNGLE	4	6.5m	2:51.00	58.47s (0)	29.71s (0)
6 HARPAGUS	5	7.3m	2:51.07	57.80s (0)	29.00s (0)
8 LOYOLA TRIOS	6	8.1m	2:51.13	58.22s (0)	29.42s (0)
4 ALI DOWNUNDER	7	10.9m	2:51.35	58.31s (1)	29.34s (1)

Finish Position and metres gained from 800m



Sectionals
Powered by

PJ HARNESS ANALYSER **NEW**
Learn the power of sectionals
Check us out at www.pjdata.com.au



The Racing Queensland Board (trading as Racing Queensland) and provider are not responsible for the completeness or accuracy of any of the information contained herein, and makes no representations about its suitability for any purpose.

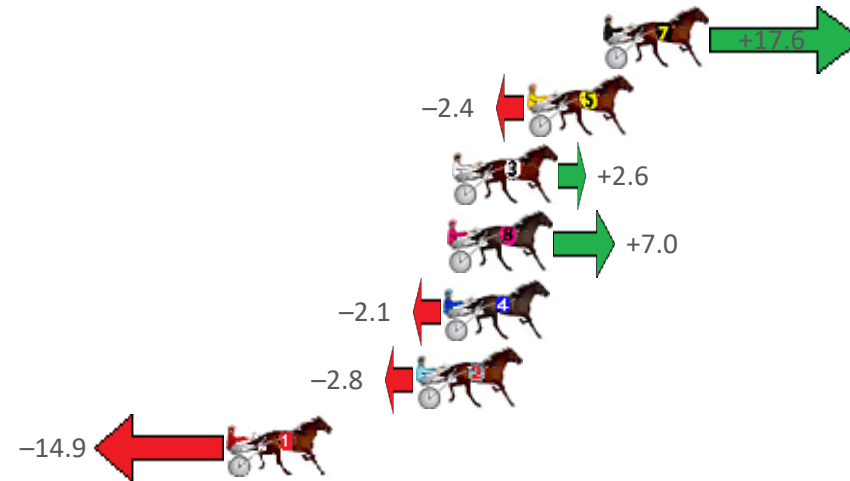
Redcliffe Race 3 Distance 1780m

Wednesday, 18 November 2020

Gross Time: 2:15.00 MileRate: 2:02.10 LeadTime: 11.10s First Qtr: 30.20s Second Qtr: 33.10s Third Qtr: 30.70s Fourth Qtr: 29.90s

NoHorse	Plc	Margin	Time	800Time (W)	400 Time (W)
7 PIN CODE	1	0.0m	2:15.00	59.27s (1)	29.22s (2)
5 LIBERAL ARDEN	2	3.0m	2:15.24	60.78s (1)	30.09s (1)
3 JUST ONE GOOD ONE	3	6.0m	2:15.47	60.40s (1)	29.99s (2)
8 BILLBOARD BONNIE	4	6.2m	2:15.49	60.07s (1)	29.59s (1)
4 REGAL NIGHTSHADE	5	6.3m	2:15.49	60.76s (0)	30.03s (0)
2 JAMAICAN RESORT	6	7.4m	2:15.58	60.81s (1)	30.11s (1)
1 APACHE WIND	7	14.9m	2:16.17	61.72s (0)	31.01s (0)

Finish Position and metres gained from 800m



Sectionals
Powered by

PJ HARNESS ANALYSER **NEW**

Learn the power of sectionals

Check us out at www.pjdata.com.au

The Racing Queensland Board (trading as Racing Queensland) and provider are not responsible for the completeness or accuracy of any of the information contained herein, and makes no representations about its suitability for any purpose.

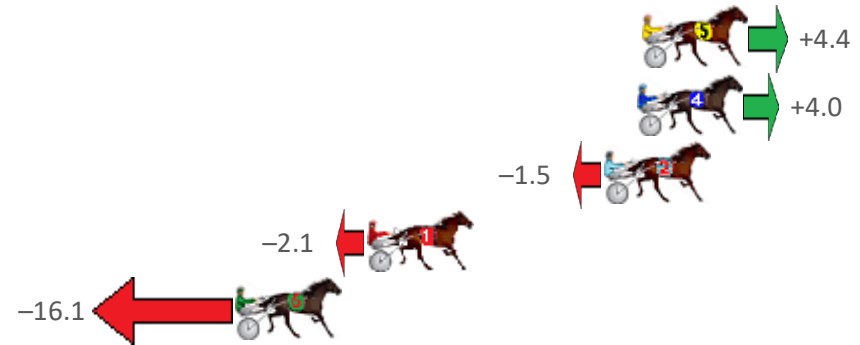
Redcliffe Race 4 Distance 2040m

Wednesday, 18 November 2020

Gross Time: 2:36.40 MileRate: 2:03.40 LeadTime: 33.00s First Qtr: 32.90s Second Qtr: 30.90s Third Qtr: 30.00s Fourth Qtr: 29.60s

NoHorse	Plc	Margin	Time	800Time (W)	400 Time (W)
5 SUPERBON	1	0.0m	2:36.40	59.27s (1)	29.22s (1)
4 MY ULTIMATE HESTON	2	0.2m	2:36.42	59.30s (0)	29.31s (0)
2 OCTOBER RACKETEER	3	1.5m	2:36.52	59.71s (0)	29.71s (0)
1 ALLMIGHTY MAX	4	10.9m	2:37.25	59.76s (0)	29.71s (0)
6 BARONE	5	16.1m	2:37.65	60.79s (1)	30.76s (1)

Finish Position and metres gained from 800m



Sectionals
Powered by

PJ HARNESS ANALYSER **NEW**

Learn the power of sectionals

Check us out at www.pjdata.com.au

The Racing Queensland Board (trading as Racing Queensland) and provider are not responsible for the completeness or accuracy of any of the information contained herein, and makes no representations about its suitability for any purpose.

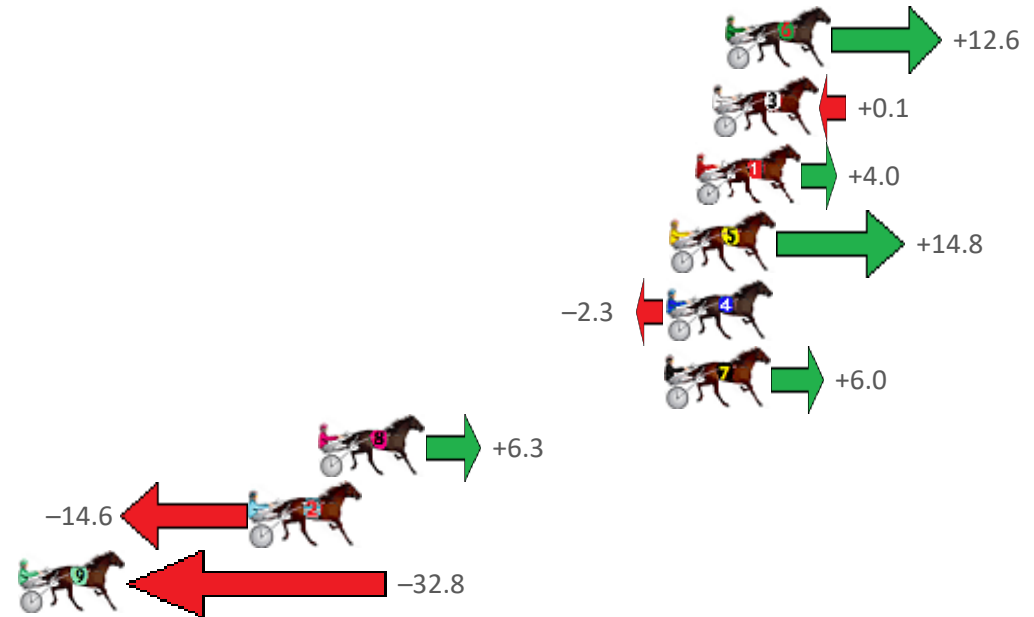
Redcliffe Race 5 Distance 1780m

Wednesday, 18 November 2020

Gross Time: 2:15.10 MileRate: 2:02.10 LeadTime: 11.80s First Qtr: 29.40s Second Qtr: 31.50s Third Qtr: 30.60s Fourth Qtr: 31.80s

NoHorse	Plc	Margin	Time	800Time (W)	400 Time (W)
6 TRACES OF TARA	1	0.0m	2:15.10	61.42s (1)	31.01s (2)
3 RAYONG PRINCESS	2	0.5m	2:15.14	62.39s (0)	31.84s (0)
1 DARTESIAN	3	1.2m	2:15.20	62.09s (0)	31.45s (0)
5 FREMARKSINDI	4	2.2m	2:15.28	61.25s (1)	30.69s (1)
4 KID CALVERT	5	2.3m	2:15.29	62.58s (1)	31.98s (1)
7 FORTYFIVE ROCK	6	2.4m	2:15.30	61.93s (1)	31.69s (2)
8 BERTILS FIREFOX	7	16.1m	2:16.44	61.91s (1)	31.35s (1)
2 SCHOOPY	8	18.8m	2:16.66	63.53s (1)	32.75s (1)
9 SOMEWHEREINHEAVEN	9	45.4m	2:18.87	64.94s (0)	32.94s (0)

Finish Position and metres gained from 800m



Sectionals
Powered by

PJ HARNESS ANALYSER **NEW**

Learn the power of sectionals

Check us out at www.pjdata.com.au

The Racing Queensland Board (trading as Racing Queensland) and provider are not responsible for the completeness or accuracy of any of the information contained herein, and makes no representations about its suitability for any purpose.

Redcliffe Race 6 Distance 2040m


Wednesday, 18 November 2020

Gross Time: 2:31.90 MileRate: 1:59.80 LeadTime: 31.70s First Qtr: 30.30s Second Qtr: 30.00s Third Qtr: 29.40s Fourth Qtr: 30.50s

NoHorse Plc Margin Time 800Time (W) 400 Time (W)

5 ROUSEY	1	0.0m	2:31.90	59.90s (0)	30.50s (0)		
8 WEASEL	2	20.4m	2:33.53	61.00s (1)	30.79s (1)	-14.8	
3 CARIBBEAN ROCKET	3	20.9m	2:33.57	60.71s (1)	30.52s (2)	-10.9	
7 AROONA	4	23.3m	2:33.76	60.50s (0)	30.43s (1)	-8.1	
6 OCEANSIDE	5	24.4m	2:33.85	60.27s (1)	30.05s (1)	-5.0	
4 LITTLE ARROWS	6	26.6m	2:34.02	60.82s (1)	30.56s (2)	-12.4	
2 MANOFLISA	7	42.2m	2:35.27	62.25s (0)	32.15s (0)	-31.6	
1 BRONSKI MACARENA	8	60.8m	2:36.75	64.04s (0)	34.17s (0)	-55.6	

Finish Position and metres gained from 800m



Sectionals
Powered by

PJ HARNESS ANALYSER **NEW**

Learn the power of sectionals

Check us out at www.pjdata.com.au

The Racing Queensland Board (trading as Racing Queensland) and provider are not responsible for the completeness or accuracy of any of the information contained herein, and makes no representations about its suitability for any purpose.

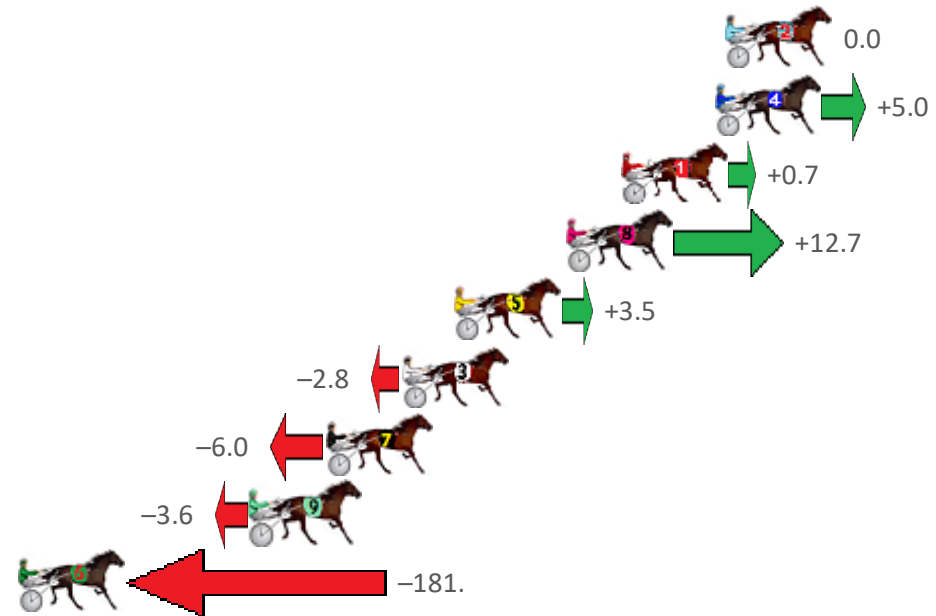
Redcliffe Race 7 Distance 2040m

Wednesday, 18 November 2020

Gross Time: 2:38.60 MileRate: 2:05.10 LeadTime: 33.30s First Qtr: 32.70s Second Qtr: 31.40s Third Qtr: 30.70s Fourth Qtr: 30.50s

NoHorse	Plc	Margin	Time	800Time (W)	400 Time (W)
2 DATSINAHURRI	1	0.0m	2:38.60	61.20s (0)	30.50s (0)
4 JOY TO ALL	2	0.4m	2:38.63	60.82s (1)	30.12s (1)
1 IAM ROCHELLES ART	3	4.1m	2:38.93	61.15s (0)	30.46s (0)
8 VERMONT	4	6.3m	2:39.10	60.23s (1)	29.42s (1)
5 ROLLON TWICE	5	10.7m	2:39.45	60.93s (1)	30.22s (2)
3 OUR DOLLY	6	12.8m	2:39.62	61.41s (1)	30.61s (1)
7 SAMS WATCHING	7	15.8m	2:39.86	61.66s (0)	30.99s (0)
9 CENTRAL ARK	8	18.8m	2:40.10	61.47s (0)	30.70s (0)
6 HURRIKANE KAT	9	204.7m	2:54.94	74.98s (1)	38.44s (0)

Finish Position and metres gained from 800m



Sectionals
Powered by

PJ HARNESS ANALYSER **NEW**

Learn the power of sectionals

Check us out at www.pjdata.com.au

The Racing Queensland Board (trading as Racing Queensland) and provider are not responsible for the completeness or accuracy of any of the information contained herein, and makes no representations about its suitability for any purpose.

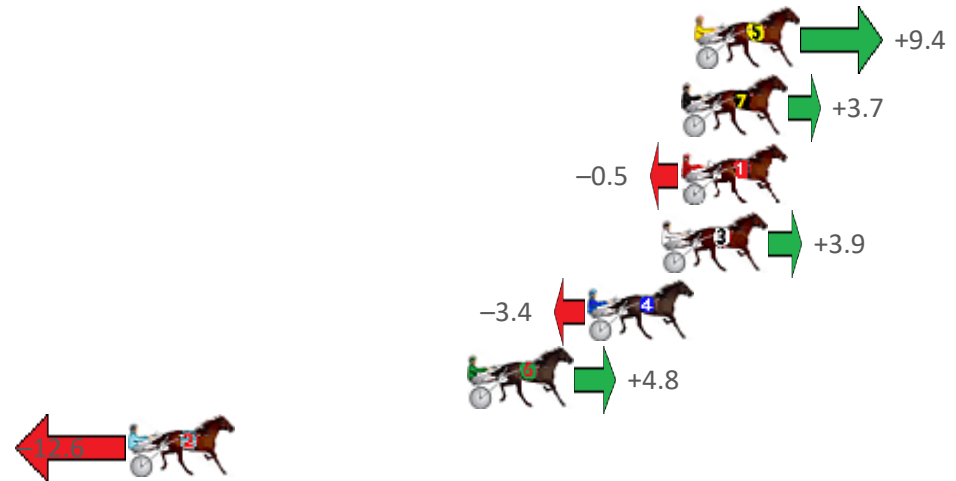
Redcliffe Race 8 Distance 2040m

Wednesday, 18 November 2020

Gross Time: 2:33.20 MileRate: 2:00.90 LeadTime: 32.20s First Qtr: 31.20s Second Qtr: 30.50s Third Qtr: 29.50s Fourth Qtr: 29.80s

NoHorse	Plc	Margin	Time	800Time (W)	400 Time (W)
5 MOLLYS SECRET	1	0.0m	2:33.20	58.61s (1)	29.09s (2)
7 JOVIAL JULIE	2	0.5m	2:33.24	59.03s (0)	29.51s (0)
1 MAYWYNS JEWEL	3	0.5m	2:33.24	59.34s (0)	29.84s (0)
3 JILLIBY JACKPOT	4	1.3m	2:33.30	59.01s (1)	29.51s (2)
4 TODAYS HERO	5	4.2m	2:33.53	59.55s (1)	30.01s (1)
6 MICHAELS DESIRE	6	9.0m	2:33.90	58.95s (1)	29.41s (1)
2 SOMEBEACHSOMEGIFT	7	22.4m	2:34.95	60.23s (0)	30.78s (0)

Finish Position and metres gained from 800m



Sectionals
Powered by

PJ HARNESS ANALYSER **NEW**
Learn the power of sectionals
Check us out at www.pjdata.com.au

The Racing Queensland Board (trading as Racing Queensland) and provider are not responsible for the completeness or accuracy of any of the information contained herein, and makes no representations about its suitability for any purpose.

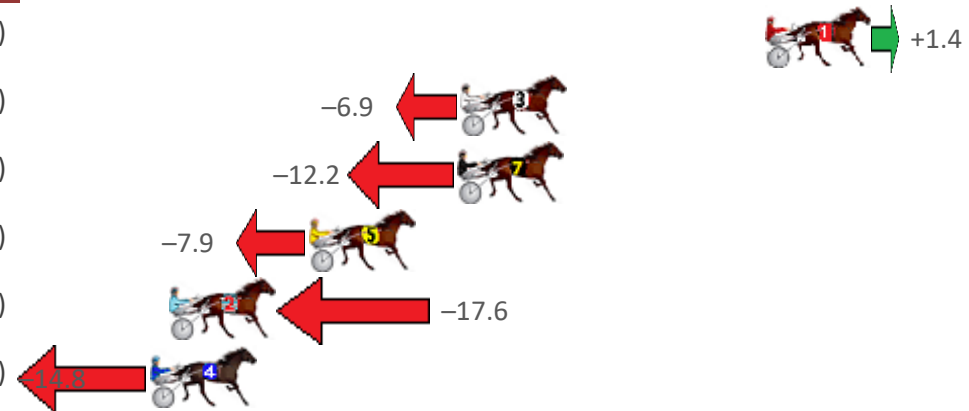
Redcliffe Race 9 Distance 2040m

Wednesday, 18 November 2020

Gross Time: 2:33.30 MileRate: 2:01.00 LeadTime: 33.10s First Qtr: 31.20s Second Qtr: 30.30s Third Qtr: 29.50s Fourth Qtr: 29.20s

NoHorse	Plc	Margin	Time	800Time (W)	400 Time (W)
1 MISTER COLE	1	0.0m	2:33.30	58.60s (0)	29.20s (0)
3 VIEWBYTHEROCK	2	12.1m	2:34.23	59.20s (1)	29.88s (2)
7 LIVING GRAND	3	12.2m	2:34.23	59.59s (1)	30.00s (1)
5 GOJOE	4	18.1m	2:34.69	59.28s (0)	29.76s (0)
2 STORM GILBERT	5	23.6m	2:35.11	59.98s (0)	30.49s (0)
4 OUR ULTIMATE VICKI	6	24.4m	2:35.17	59.78s (1)	30.27s (1)

Finish Position and metres gained from 800m



Sectionals
Powered by

PJ HARNES ANALYSER **NEW**

Learn the power of sectionals

Check us out at www.pjdata.com.au

The Racing Queensland Board (trading as Racing Queensland) and provider are not responsible for the completeness or accuracy of any of the information contained herein, and makes no representations about its suitability for any purpose.