

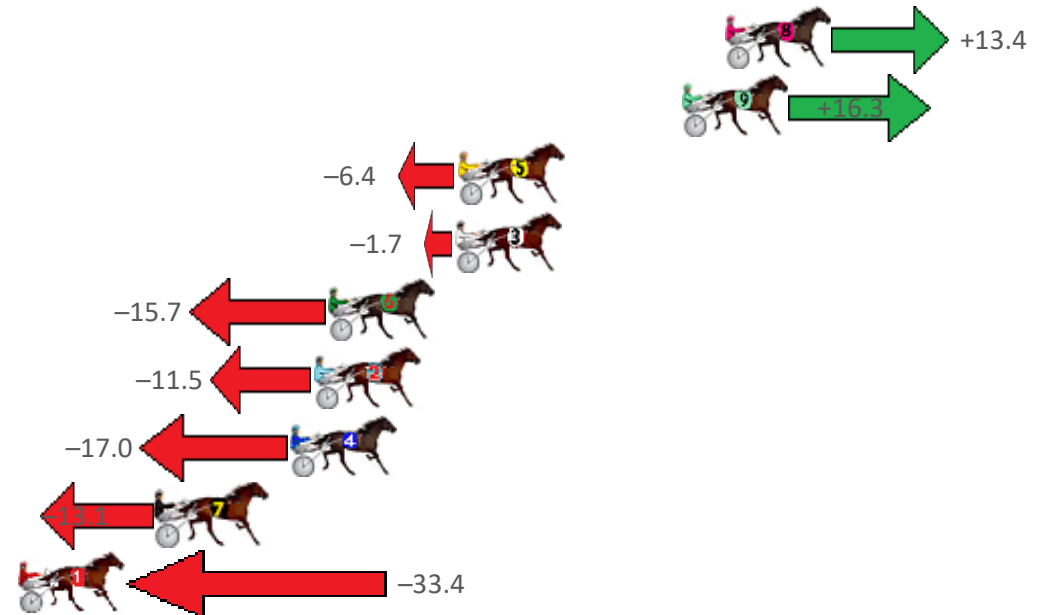
Redcliffe Race 1 Distance 2040m

Sunday, 15 November 2020

Gross Time: 2:30.30 MileRate: 1:58.60 LeadTime: 31.30s First Qtr: 31.20s Second Qtr: 29.30s Third Qtr: 29.10s Fourth Qtr: 29.40s

NoHorse	Plc	Margin	Time	800Time (W)	400 Time (W)
8 NIKITARAS	1	0.0m	2:30.30	57.53s (1)	28.42s (2)
9 WHOSTOLEMYPIGEON	2	1.7m	2:30.43	57.31s (1)	28.15s (2)
5 SPRINGFIELD SPIRIT	3	10.6m	2:31.12	58.97s (1)	29.59s (1)
3 BUSTN FEELZ GOOD	4	10.7m	2:31.12	58.62s (1)	29.26s (1)
6 OUR UNCLE ALAN	5	15.7m	2:31.51	59.64s (1)	30.33s (1)
2 NOLONGA YOUR CHOIC	6	16.3m	2:31.56	59.34s (0)	30.23s (0)
4 LIVE ATOM	7	17.2m	2:31.63	59.74s (0)	30.66s (0)
7 KEAYANG SPONGE BOB	8	22.5m	2:32.03	59.45s (0)	30.34s (0)
1 DOLLARBILL	9	83.4m	2:36.73	60.93s (0)	30.74s (0)

Finish Position and metres gained from 800m



Sectionals
Powered by

PJ HARNESS ANALYSER **NEW**

Learn the power of sectionals

Check us out at www.pjdata.com.au

The Racing Queensland Board (trading as Racing Queensland) and provider are not responsible for the completeness or accuracy of any of the information contained herein, and makes no representations about its suitability for any purpose.

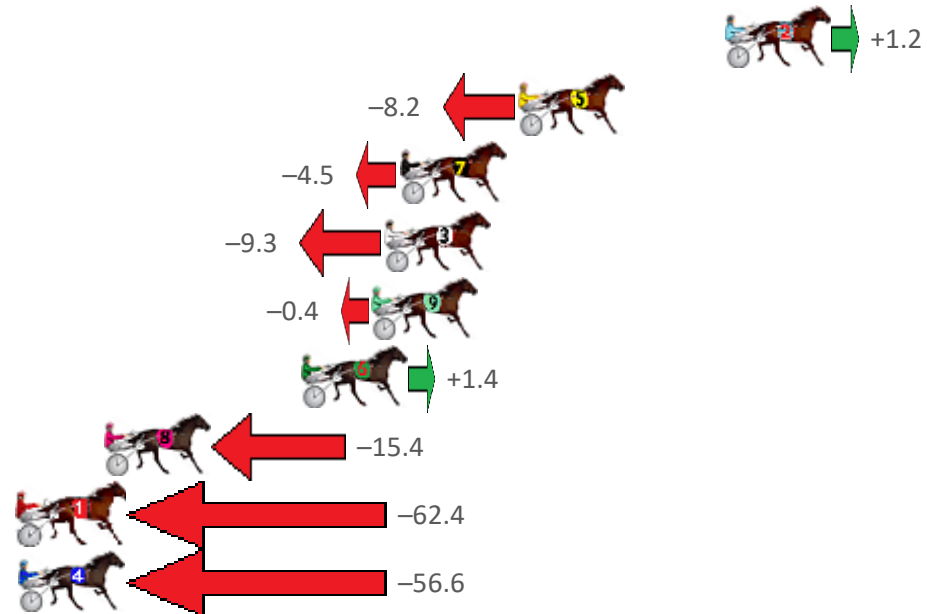
Redcliffe Race 2 Distance 1780m

Sunday, 15 November 2020

Gross Time: 2:12.30 MileRate: 1:59.60 LeadTime: 11.80s First Qtr: 31.60s Second Qtr: 32.20s Third Qtr: 28.40s Fourth Qtr: 28.30s

NoHorse	Plc	Margin	Time	800Time (W)	400 Time (W)
2 HUNTER RED	1	0.0m	2:12.30	56.62s (0)	28.30s (0)
5 HIGH ON MONTANA	2	8.2m	2:12.91	57.28s (1)	28.81s (1)
7 PRINCE JOY	3	12.9m	2:13.26	57.02s (2)	28.79s (1)
3 BETTING BARON	4	13.5m	2:13.30	57.36s (1)	28.80s (0)
9 HEADWIN	5	14.0m	2:13.34	56.73s (2)	28.48s (2)
6 PETITE PAREE	6	16.8m	2:13.55	56.60s (2)	28.36s (2)
8 RISKY BUZINESS	7	24.6m	2:14.13	57.79s (1)	29.03s (1)
1 FLASH FREDDIE	8	68.2m	2:17.37	61.10s (0)	31.80s (0)
4 TULHURST KATE	9	74.8m	2:17.86	60.69s (0)	31.10s (0)

Finish Position and metres gained from 800m



Sectionals
Powered by

PJ HARNESS ANALYSER **NEW**

Learn the power of sectionals

Check us out at www.pjdata.com.au

The Racing Queensland Board (trading as Racing Queensland) and provider are not responsible for the completeness or accuracy of any of the information contained herein, and makes no representations about its suitability for any purpose.

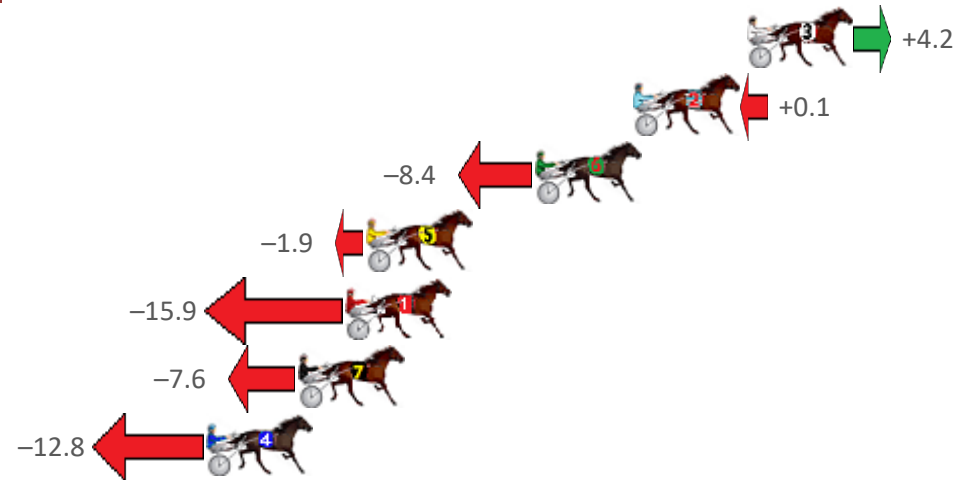
Redcliffe Race 3 Distance 1780m

Sunday, 15 November 2020

Gross Time: 2:10.00 MileRate: 1:57.50 LeadTime: 11.50s First Qtr: 31.50s Second Qtr: 28.50s Third Qtr: 28.30s Fourth Qtr: 30.20s

NoHorse	Plc	Margin	Time	800Time (W)	400 Time (W)
3 BURMACH	1	0.0m	2:10.00	58.19s (1)	29.85s (1)
2 LA SAFRON	2	4.5m	2:10.36	58.49s (0)	30.21s (0)
6 WINKANDITSOVER	3	8.4m	2:10.66	59.11s (1)	30.82s (1)
5 LETTERKENNY BOY	4	15.1m	2:11.19	58.64s (1)	30.28s (1)
1 ADRENALINE RUSH	5	15.9m	2:11.26	59.66s (0)	31.39s (0)
7 NO CONFESSION	6	17.8m	2:11.41	59.05s (0)	30.83s (0)
4 THERESACHANCE	7	21.4m	2:11.69	59.43s (1)	31.10s (1)

Finish Position and metres gained from 800m



Sectionals
Powered by

PJ HARNESS ANALYSER **NEW**

Learn the power of sectionals

Check us out at www.pjdata.com.au

The Racing Queensland Board (trading as Racing Queensland) and provider are not responsible for the completeness or accuracy of any of the information contained herein, and makes no representations about its suitability for any purpose.

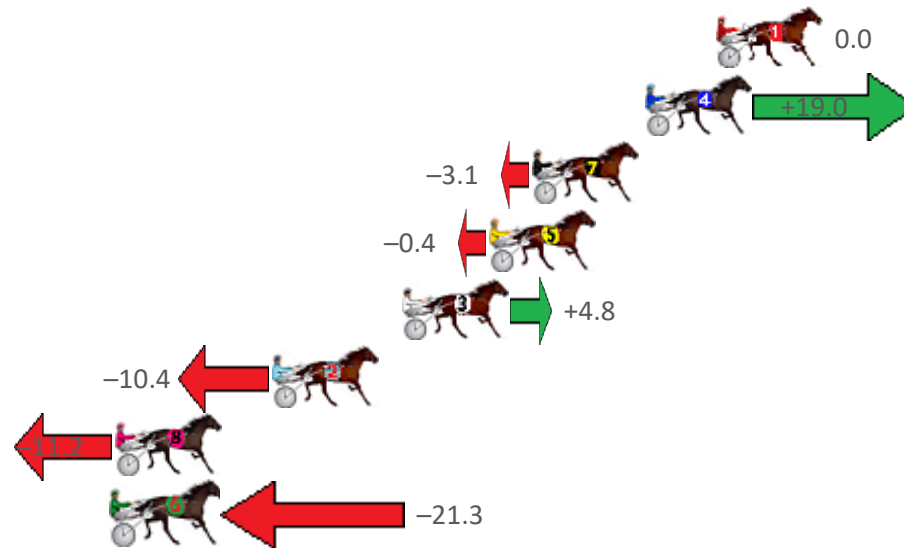
Redcliffe Race 4 Distance 1780m

Sunday, 15 November 2020

Gross Time: 2:12.00 MileRate: 1:59.30 LeadTime: 11.60s First Qtr: 31.40s Second Qtr: 30.50s Third Qtr: 29.60s Fourth Qtr: 28.90s

NoHorse	Plc	Margin	Time	800Time (W)	400 Time (W)
1 WAVEDANCER	1	0.0m	2:12.00	58.50s (0)	28.90s (0)
4 ROCK THE HOUSE	2	2.8m	2:12.21	57.12s (1)	28.34s (2)
7 HURRIKANE SPECIAL	3	7.3m	2:12.55	58.73s (0)	29.05s (0)
5 BARONE	4	9.0m	2:12.68	58.53s (0)	28.83s (0)
3 DOWNTOWN LUCCA	5	12.4m	2:12.94	58.15s (1)	28.70s (2)
2 MOONLIGHT BUTCHER	6	17.6m	2:13.33	59.26s (1)	29.66s (1)
8 ITS ALL TORQUE	7	23.8m	2:13.81	59.31s (1)	29.78s (1)
6 ALWAYS AT NIGHT	8	23.9m	2:13.81	60.05s (1)	30.42s (1)

Finish Position and metres gained from 800m



Sectionals
Powered by

PJ HARNESS ANALYSER **NEW**

Learn the power of sectionals

Check us out at www.pjdata.com.au

The Racing Queensland Board (trading as Racing Queensland) and provider are not responsible for the completeness or accuracy of any of the information contained herein, and makes no representations about its suitability for any purpose.

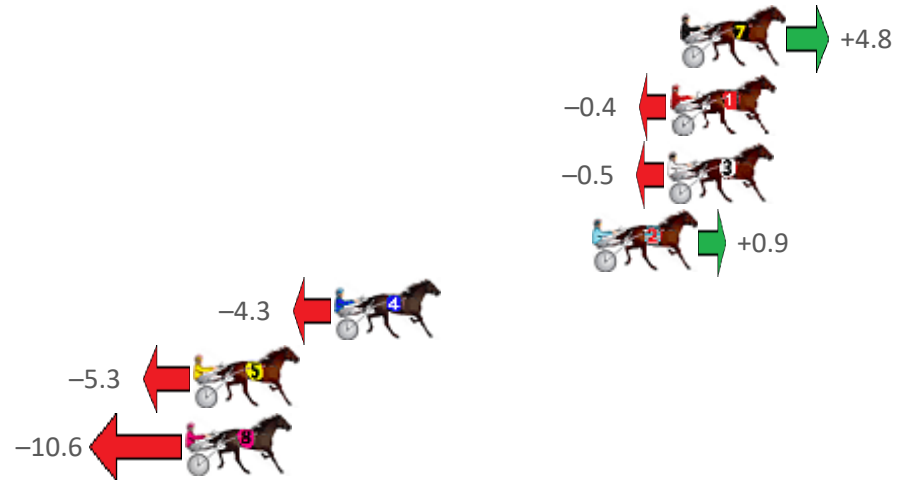
Redcliffe Race 5 Distance 1780m

Sunday, 15 November 2020

Gross Time: 2:13.80 MileRate: 2:00.90 LeadTime: 12.40s First Qtr: 31.30s Second Qtr: 31.40s Third Qtr: 29.10s Fourth Qtr: 29.60s

No	Horse	Plc	Margin	Time	800Time (W)	400 Time (W)
7	PLAYING ARKABELLA	1	0.0m	2:13.80	58.35s (0)	29.20s (0)
1	MANOFLISA	2	0.4m	2:13.83	58.73s (0)	29.57s (0)
3	CANNAN	3	0.5m	2:13.84	58.74s (1)	29.64s (1)
2	PITTSWORTH MAN	4	3.5m	2:14.07	58.63s (1)	29.50s (1)
4	BARBOO	5	13.7m	2:14.86	59.01s (0)	29.89s (1)
5	WHATELEY	6	19.3m	2:15.30	59.09s (2)	30.28s (2)
8	TICK OF THE CLOCK	7	19.6m	2:15.32	59.47s (1)	30.73s (2)

Finish Position and metres gained from 800m



Sectionals
Powered by

PJ HARNESS ANALYSER **NEW**
Learn the power of sectionals
Check us out at www.pjdata.com.au

The Racing Queensland Board (trading as Racing Queensland) and provider are not responsible for the completeness or accuracy of any of the information contained herein, and makes no representations about its suitability for any purpose.

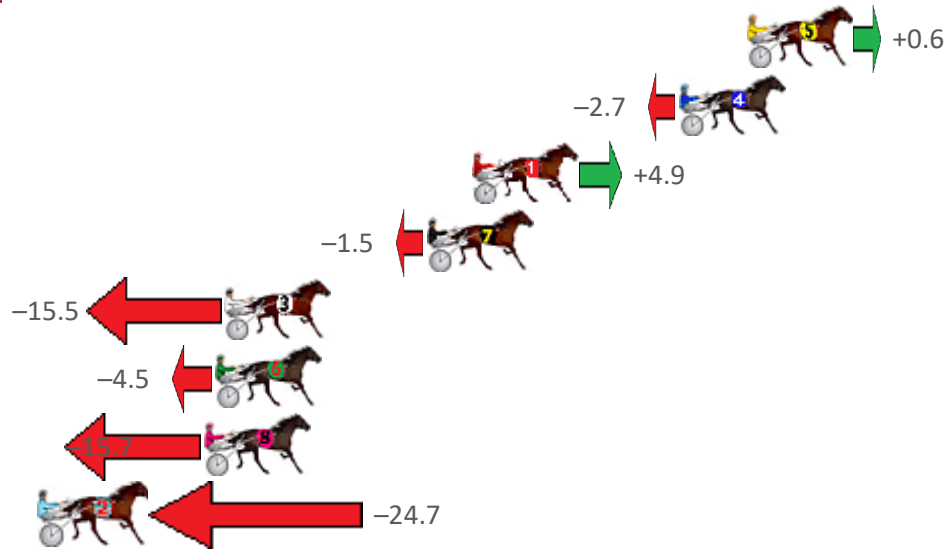
Redcliffe Race 6 Distance 1780m

Sunday, 15 November 2020

Gross Time: 2:11.00 MileRate: 1:58.50 LeadTime: 11.50s First Qtr: 29.70s Second Qtr: 29.80s Third Qtr: 29.30s Fourth Qtr: 30.70s

NoHorse	Plc	Margin	Time	800Time (W)	400 Time (W)
5 ABERCROMBIE TAB	1	0.0m	2:11.00	59.96s (0)	30.70s (0)
4 VOODOO FELLA	2	2.7m	2:11.22	60.20s (1)	30.85s (1)
1 OUR ULTIMATE HANNA	3	10.9m	2:11.88	59.63s (0)	30.26s (1)
7 MAYWYN TROUBADOU	4	12.7m	2:12.02	60.11s (1)	30.60s (2)
3 LAZY BLAZE	5	20.7m	2:12.66	61.16s (1)	31.49s (1)
6 COUNTRY RUN	6	21.1m	2:12.69	60.34s (1)	30.81s (2)
8 GIGANTIC JASPER	7	21.5m	2:12.73	61.17s (0)	31.76s (0)
2 WRITEABOUTCHELSEA	8	35.3m	2:13.84	61.84s (0)	32.43s (0)

Finish Position and metres gained from 800m



Sectionals
Powered by

PJ HARNESS ANALYSER **NEW**

Learn the power of sectionals

Check us out at www.pjdata.com.au

The Racing Queensland Board (trading as Racing Queensland) and provider are not responsible for the completeness or accuracy of any of the information contained herein, and makes no representations about its suitability for any purpose.

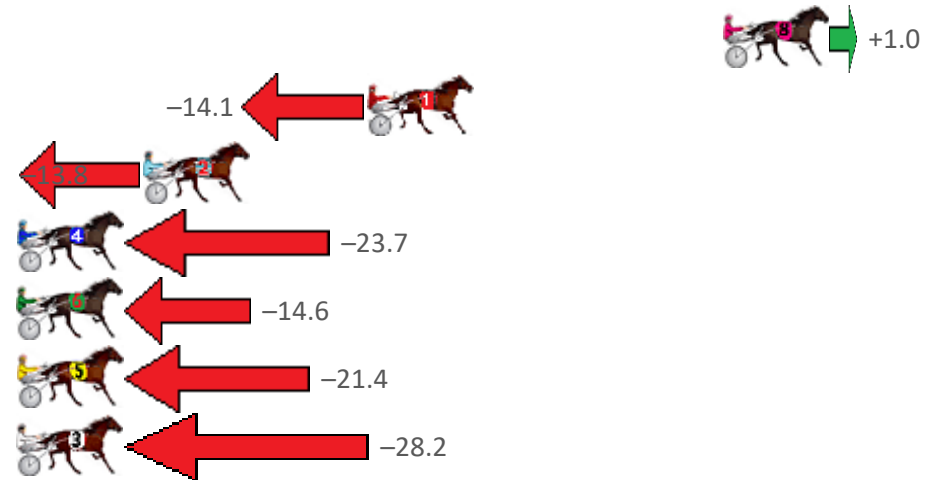
Redcliffe Race 7 Distance 1780m

Sunday, 15 November 2020

Gross Time: 2:12.90 MileRate: 2:00.20 LeadTime: 11.70s First Qtr: 31.50s Second Qtr: 30.90s Third Qtr: 29.20s Fourth Qtr: 29.60s

NoHorse	Plc	Margin	Time	800Time (W)	400 Time (W)
8 MY ULTIMATE LOUIE	1	0.0m	2:12.90	58.73s (1)	29.60s (0)
1 BAZIL BOY	2	14.1m	2:13.99	59.83s (0)	29.98s (0)
2 ARVOS	3	23.0m	2:14.68	59.81s (0)	29.78s (0)
4 QUALITY TIME	4	28.3m	2:15.10	60.53s (0)	30.51s (0)
6 BALAYAGE	5	30.8m	2:15.29	59.87s (1)	29.79s (0)
5 POSER	6	32.6m	2:15.43	60.36s (1)	30.45s (1)
3 IM ISABELLA	7	34.8m	2:15.60	60.86s (1)	30.95s (1)

Finish Position and metres gained from 800m



Sectionals
Powered by

PJ HARNESS ANALYSER **NEW**
Learn the power of sectionals
Check us out at www.pjdata.com.au

The Racing Queensland Board (trading as Racing Queensland) and provider are not responsible for the completeness or accuracy of any of the information contained herein, and makes no representations about its suitability for any purpose.

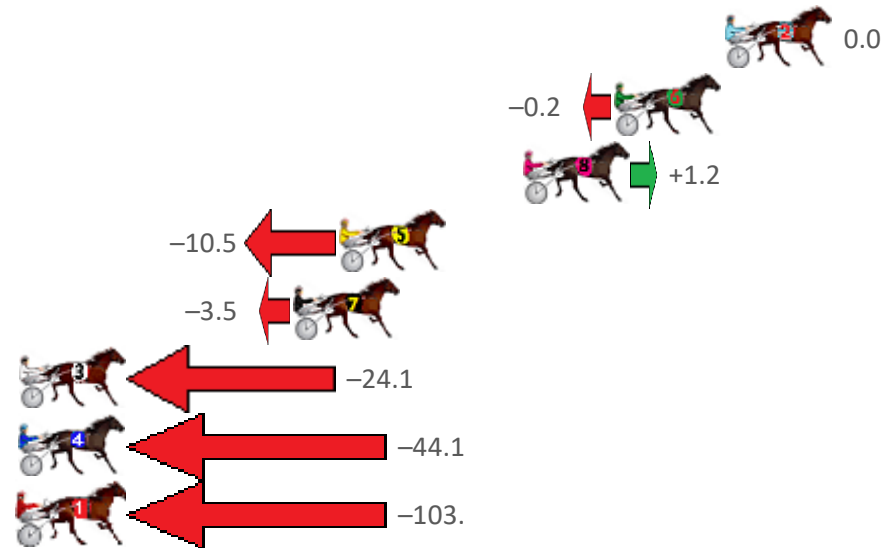
Redcliffe Race 8 Distance 1780m

Sunday, 15 November 2020

Gross Time: 2:14.10 MileRate: 2:01.30 LeadTime: 11.20s First Qtr: 30.60s Second Qtr: 33.20s Third Qtr: 29.70s Fourth Qtr: 29.40s

NoHorse	Plc	Margin	Time	800Time (W)	400 Time (W)
2 GABI GET ALONG	1	0.0m	2:14.10	59.10s (0)	29.40s (0)
6 GRETELS GIRL	2	4.4m	2:14.44	59.11s (0)	29.46s (1)
8 TUESDAYS COURAGE	3	8.0m	2:14.72	59.01s (1)	28.84s (0)
5 LEAPING LEO	4	15.3m	2:15.28	59.87s (1)	29.74s (0)
7 REGALIA	5	17.1m	2:15.42	59.36s (1)	28.94s (1)
3 SWEET SCOOT	6	37.7m	2:17.01	60.87s (0)	29.92s (1)
4 RAGNAROK	7	62.5m	2:18.92	62.34s (0)	31.47s (2)
1 BROSHAE	8	112.4m	2:22.76	66.73s (0)	35.76s (0)

Finish Position and metres gained from 800m



Sectionals
Powered by

PJ HARNESS ANALYSER **NEW**

Learn the power of sectionals

Check us out at www.pjdata.com.au

The Racing Queensland Board (trading as Racing Queensland) and provider are not responsible for the completeness or accuracy of any of the information contained herein, and makes no representations about its suitability for any purpose.

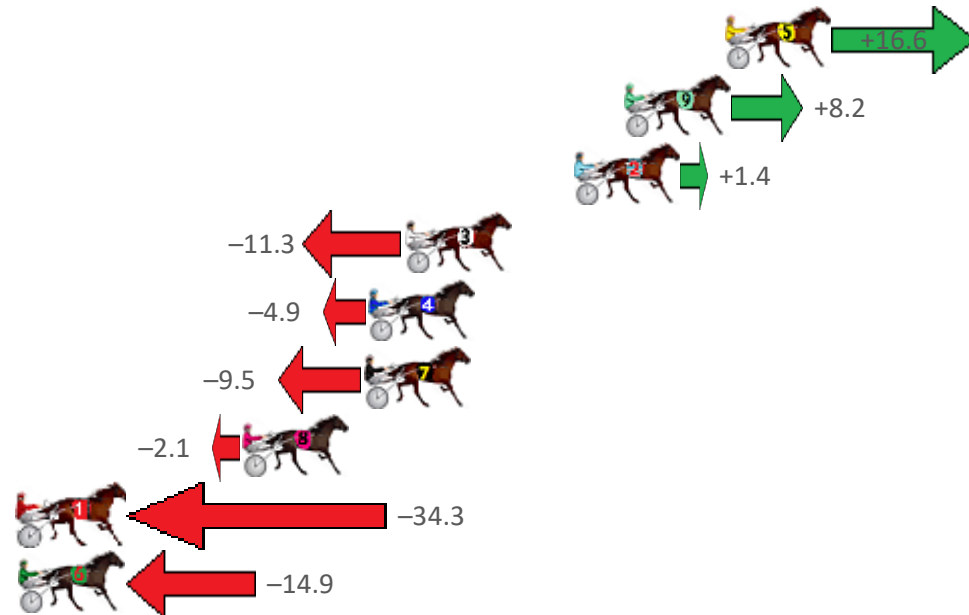
Redcliffe Race 9 Distance 1780m

Sunday, 15 November 2020

Gross Time: 2:15.80 MileRate: 2:02.80 LeadTime: 12.00s First Qtr: 30.00s Second Qtr: 32.70s Third Qtr: 30.50s Fourth Qtr: 30.60s

NoHorse	Plc	Margin	Time	800Time (W)	400 Time (W)
5 ROLLON TWICE	1	0.0m	2:15.80	59.84s (1)	29.99s (2)
9 DARTESIAN	2	4.0m	2:16.12	60.48s (1)	30.63s (2)
2 MOLLIGUANNA	3	6.0m	2:16.28	60.99s (1)	30.74s (1)
3 LITTLEDEE	4	12.7m	2:16.82	61.96s (1)	31.57s (1)
4 ITS YOU NOT ME	5	14.1m	2:16.93	61.47s (0)	30.91s (0)
7 CHANG	6	14.3m	2:16.95	61.82s (0)	31.28s (0)
8 BERTILS FIREFOX	7	19.1m	2:17.33	61.26s (0)	30.99s (1)
1 OUR MASQUERADE	8	34.3m	2:18.55	63.71s (0)	33.12s (0)
6 DAVEY MAC	9	52.9m	2:20.04	62.23s (0)	31.43s (0)

Finish Position and metres gained from 800m



Sectionals
Powered by

PJ HARNESS ANALYSER **NEW**

Learn the power of sectionals

Check us out at www.pjdata.com.au

The Racing Queensland Board (trading as Racing Queensland) and provider are not responsible for the completeness or accuracy of any of the information contained herein, and makes no representations about its suitability for any purpose.

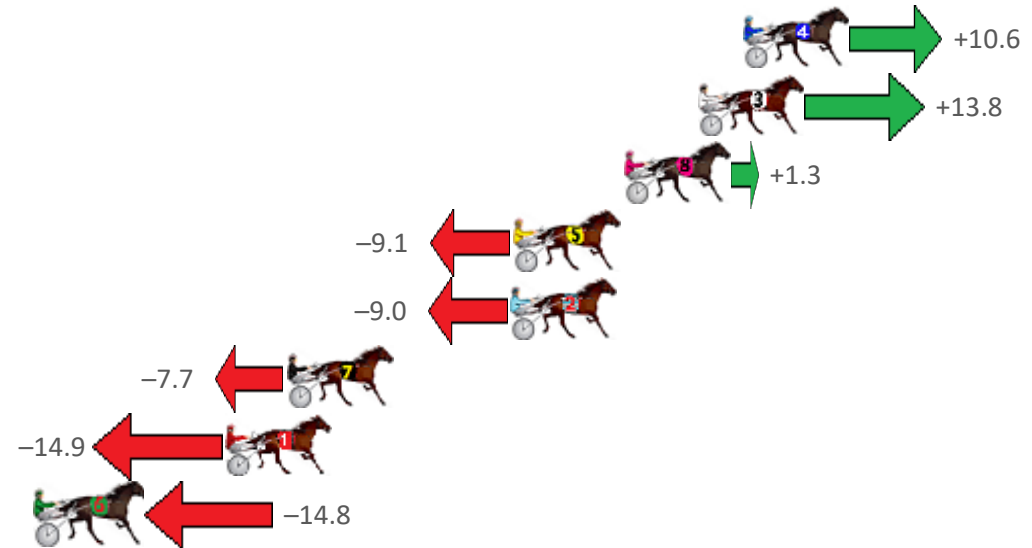
Redcliffe Race 10 Distance 1780m

Sunday, 15 November 2020

Gross Time: 2:15.10 MileRate: 2:02.20 LeadTime: 11.60s First Qtr: 31.30s Second Qtr: 31.00s Third Qtr: 29.50s Fourth Qtr: 31.70s

NoHorse	Plc	Margin	Time	800Time (W)	400 Time (W)
4 BETTERTHAN TORQUE	1	0.0m	2:15.10	60.39s (1)	30.86s (1)
3 LITTLE AUCKLAND	2	1.8m	2:15.25	60.15s (0)	30.68s (1)
8 CLARES FOOL	3	4.7m	2:15.49	61.10s (1)	31.57s (1)
5 FEELING THE POWER	4	9.1m	2:15.85	61.89s (1)	32.31s (1)
2 THE LAST STARFIRE	5	9.2m	2:15.86	61.88s (0)	32.41s (0)
7 CAMPBELL BEST	6	18.1m	2:16.60	61.79s (0)	32.24s (0)
1 STAR OF WONDER	7	20.5m	2:16.80	62.33s (0)	32.78s (0)
6 BAMBOLE NERE	8	30.4m	2:17.62	62.33s (1)	33.09s (2)

Finish Position and metres gained from 800m



Sectionals
Powered by

PJ HARNESS ANALYSER **NEW**

Learn the power of sectionals

Check us out at www.pjdata.com.au

The Racing Queensland Board (trading as Racing Queensland) and provider are not responsible for the completeness or accuracy of any of the information contained herein, and makes no representations about its suitability for any purpose.