


Albion Park Race 1 Distance 2138m

Saturday, 14 November 2020

Gross Time: 2:32.00 MileRate: 1:54.40 LeadTime: 37.30s First Qtr: 29.80s Second Qtr: 29.10s Third Qtr: 27.50s Fourth Qtr: 28.30s

NoHorse	Plc	Margin	Time	800Time (W)	400 Time (W)
2 KINGOFTHESTARS	1	0.0m	2:32.00	55.80s (0)	28.30s (0)
5 TACTICAL RESPONSE	2	10.3m	2:32.77	56.18s (2)	28.79s (1)
6 SPEEDY DOMINIC	3	11.1m	2:32.83	55.36s (2)	28.69s (2)
1 POWER SURGE	4	12.6m	2:32.94	55.99s (0)	28.53s (0)
4 OUR LITTLE DIGGER	5	12.8m	2:32.95	56.33s (0)	28.89s (0)
3 EL GRAN SENOR	6	24.4m	2:33.81	56.26s (1)	28.47s (2)
12 GODDESS JUJON	7	25.1m	2:33.87	55.97s (1)	28.22s (1)
10 BUMPER	8	26.9m	2:34.00	57.10s (1)	29.39s (1)
9 MONTANA CHIEF	9	27.6m	2:34.05	56.81s (1)	28.93s (1)
11 COMMODORE JUJON	10	31.2m	2:34.32	56.52s (0)	28.78s (0)
8 MUCH BETTOR	11	32.2m	2:34.39	56.92s (0)	29.14s (0)
7 ARBIT MAJOR	12	35.9m	2:34.67	56.58s (2)	28.95s (2)

Finish Position and metres gained from 800m



Sectionals
Powered by

PJ HARNESS ANALYSER **NEW**

Learn the power of sectionals

Check us out at www.pjdata.com.au

The Racing Queensland Board (trading as Racing Queensland) and provider are not responsible for the completeness or accuracy of any of the information contained herein, and makes no representations about its suitability for any purpose.

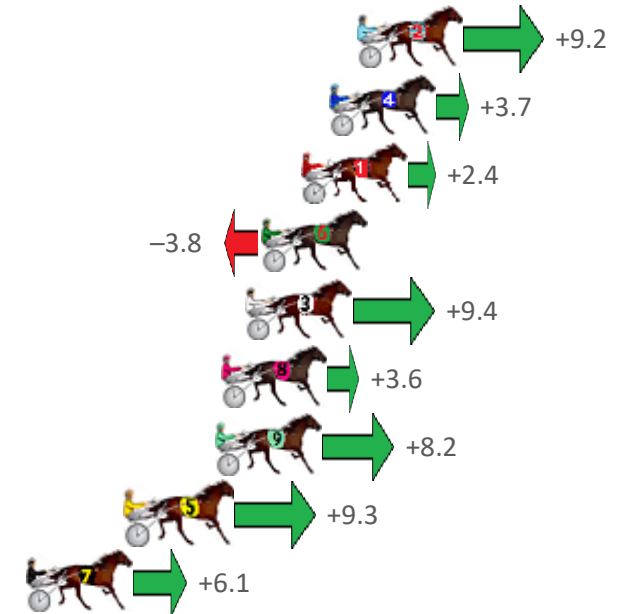
Albion Park Race 2 Distance 1660m

Saturday, 14 November 2020

Gross Time: 1:59.50 MileRate: 1:55.90 LeadTime: 3.40s First Qtr: 27.70s Second Qtr: 32.40s Third Qtr: 28.70s Fourth Qtr: 27.30s

NoHorse	Plc	Margin	Time	800Time (W)	400 Time (W)
2 RUBIES FOR TASH	1	0.0m	1:59.50	55.36s (1)	26.82s (1)
4 SPARKLING COLLECT	2	1.1m	1:59.58	55.74s (1)	27.23s (1)
1 STOMPPEM	3	2.2m	1:59.66	55.83s (0)	27.12s (0)
6 IDEAL WORLD	4	3.8m	1:59.77	56.26s (0)	27.56s (0)
3 HEZA BROMAC	5	4.4m	1:59.82	55.35s (1)	26.81s (1)
8 ITZ MY GENERATION	6	5.4m	1:59.89	55.75s (0)	27.04s (0)
9 CARDLESFROMHEAVEN	7	5.6m	1:59.90	55.43s (0)	26.72s (0)
5 SAM IS PERFECTION	8	9.1m	2:00.15	55.35s (1)	27.08s (2)
7 SIR JULIAN	9	13.1m	2:00.44	55.58s (2)	27.65s (2)

Finish Position and metres gained from 800m



Sectionals
Powered by

PJ HARNESS ANALYSER **NEW**

Learn the power of sectionals

Check us out at www.pjdata.com.au

The Racing Queensland Board (trading as Racing Queensland) and provider are not responsible for the completeness or accuracy of any of the information contained herein, and makes no representations about its suitability for any purpose.

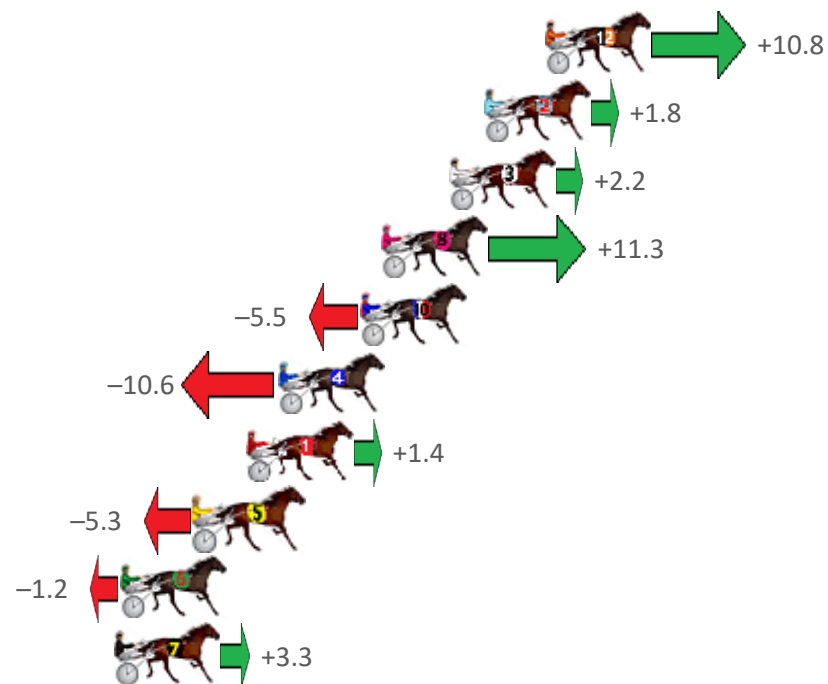
Albion Park Race 3 Distance 2138m

Saturday, 14 November 2020

Gross Time: 2:33.10 MileRate: 1:55.20 LeadTime: 37.10s First Qtr: 29.20s Second Qtr: 29.10s Third Qtr: 28.20s Fourth Qtr: 29.50s

NoHorse	Plc	Margin	Time	800Time (W)	400 Time (W)
12 MAYWYNS BEST	1	0.0m	2:33.10	56.93s (1)	29.50s (2)
2 LITTLE CHANGE	2	2.4m	2:33.29	57.57s (0)	28.94s (0)
3 THATS HOW WEROLL	3	3.8m	2:33.39	57.54s (1)	29.31s (2)
8 IM COMPLIANT	4	6.5m	2:33.60	56.89s (0)	29.16s (1)
10 CASINO TOMMY	5	7.3m	2:33.66	58.09s (1)	29.79s (1)
4 INVINCIBLE LOXTON	6	10.6m	2:33.92	58.46s (0)	29.87s (0)
1 HOT ROD HEAVEN	7	11.8m	2:34.01	57.60s (0)	29.16s (1)
5 COLONEL JOY	8	13.9m	2:34.18	58.08s (0)	29.40s (0)
6 ITZ BETTOR TO WIN	9	16.8m	2:34.40	57.79s (1)	30.25s (3)
7 SABRAGE	10	17.1m	2:34.42	57.46s (1)	29.90s (2)

Finish Position and metres gained from 800m



Sectionals
Powered by

PJ HARNESS ANALYSER **NEW**

Learn the power of sectionals

Check us out at www.pjdata.com.au

The Racing Queensland Board (trading as Racing Queensland) and provider are not responsible for the completeness or accuracy of any of the information contained herein, and makes no representations about its suitability for any purpose.

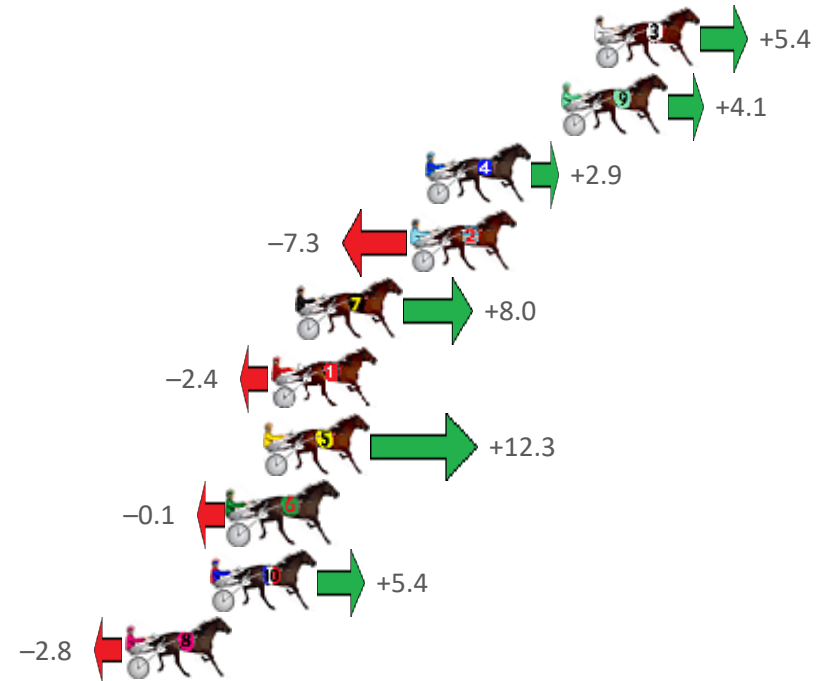
Albion Park Race 4 Distance 1660m

Saturday, 14 November 2020

Gross Time: 1:55.50 MileRate: 1:52.00 LeadTime: 3.40s First Qtr: 27.00s Second Qtr: 29.60s Third Qtr: 27.50s Fourth Qtr: 28.00s

NoHorse	Plc	Margin	Time	800Time (W)	400 Time (W)
3 L L COOL J	1	0.0m	1:55.50	55.13s (0)	28.00s (0)
9 ONE CHANGE	2	1.3m	1:55.60	55.22s (1)	28.02s (2)
4 B MAC C	3	6.7m	1:55.99	55.30s (1)	28.05s (2)
2 THE FORTUNATE SON	4	7.3m	1:56.04	56.00s (0)	28.37s (1)
7 HAVING THE FAITH	5	11.8m	1:56.37	54.95s (1)	27.60s (1)
1 INNER LIGHT	6	12.8m	1:56.44	55.67s (0)	28.42s (0)
5 LETSGOTOTHEHOP	7	13.1m	1:56.46	54.65s (0)	27.38s (1)
6 THEARTOFINFUSION	8	14.5m	1:56.57	55.51s (1)	28.15s (1)
10 MAJOR MUCHA	9	15.2m	1:56.62	55.13s (0)	27.57s (0)
8 EARL JUJON	10	18.6m	1:56.87	55.69s (0)	28.17s (0)

Finish Position and metres gained from 800m



Sectionals
Powered by

PJ HARNESS ANALYSER **NEW**

Learn the power of sectionals

Check us out at www.pjdata.com.au

The Racing Queensland Board (trading as Racing Queensland) and provider are not responsible for the completeness or accuracy of any of the information contained herein, and makes no representations about its suitability for any purpose.

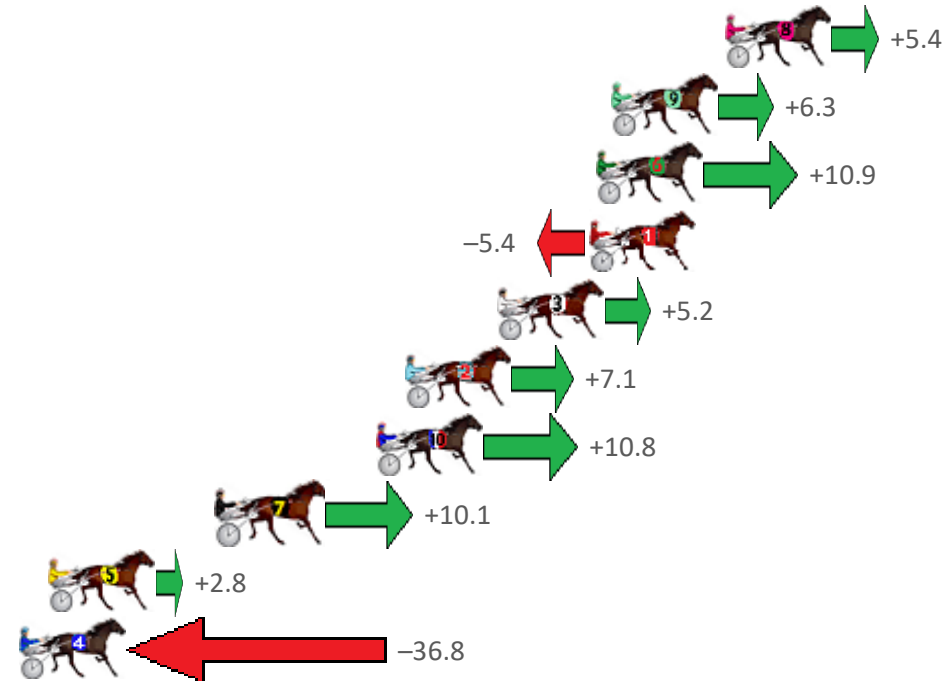
Albion Park Race 5 Distance 1660m

Saturday, 14 November 2020

Gross Time: 1:56.60 MileRate: 1:53.10 LeadTime: 3.30s First Qtr: 27.10s Second Qtr: 29.30s Third Qtr: 27.50s Fourth Qtr: 29.40s

NoHorse	Plc	Margin	Time	800Time (W)	400 Time (W)
8 TRUE CONFESSIONS	1	0.0m	1:56.60	56.52s (0)	29.02s (0)
9 PINUP BOY	2	4.5m	1:56.95	56.45s (0)	29.03s (0)
6 BLUE MOON RISING	3	5.1m	1:56.99	56.13s (0)	28.75s (0)
1 PACIFIC DRUMS	4	5.4m	1:57.02	57.28s (0)	29.79s (0)
3 LA PLAYER	5	9.0m	1:57.29	56.53s (1)	28.63s (0)
2 WESTERN HEIR	6	12.7m	1:57.58	56.40s (1)	28.46s (0)
10 OYSTER STRIDE	7	13.8m	1:57.66	56.14s (1)	28.79s (2)
7 LITTLE BOLT	8	20.1m	1:58.15	56.19s (1)	28.95s (3)
5 PARAVANI	9	26.8m	1:58.67	56.70s (0)	29.36s (2)
4 GOTTA MOMENT	10	46.0m	2:00.15	59.50s (1)	31.12s (1)

Finish Position and metres gained from 800m



Sectionals
Powered by

PJ HARNESS ANALYSER **NEW**

Learn the power of sectionals

Check us out at www.pjdata.com.au

The Racing Queensland Board (trading as Racing Queensland) and provider are not responsible for the completeness or accuracy of any of the information contained herein, and makes no representations about its suitability for any purpose.

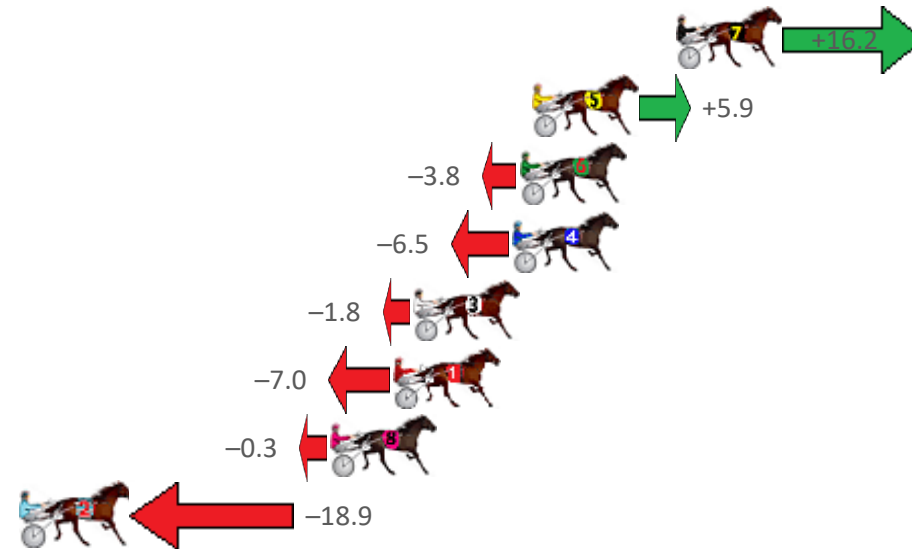
Albion Park Race 6 Distance 2138m

Saturday, 14 November 2020

Gross Time: 2:34.00 MileRate: 1:55.90 LeadTime: 36.90s First Qtr: 30.30s Second Qtr: 30.30s Third Qtr: 28.40s Fourth Qtr: 28.10s

NoHorse	Plc	Margin	Time	800Time (W)	400 Time (W)
7 CHEVRONS REWARD	1	0.0m	2:34.00	55.36s (1)	26.84s (2)
5 CHERRYS THE BEST	2	5.7m	2:34.42	56.09s (1)	27.58s (2)
6 JERADAS DELIGHT	3	6.2m	2:34.46	56.77s (1)	28.30s (1)
4 WITH THE BAND	4	6.5m	2:34.48	56.96s (0)	28.55s (0)
3 BRITNEY JANE	5	10.4m	2:34.77	56.63s (0)	28.09s (0)
1 HUNZA VALLEY	6	11.2m	2:34.83	56.99s (0)	28.51s (0)
8 SAINT KILDA BEACH	7	13.7m	2:35.01	56.52s (0)	27.97s (1)
2 TACT BESS	8	25.9m	2:35.91	57.83s (1)	29.27s (1)

Finish Position and metres gained from 800m



Sectionals
Powered by

PJ HARNESS ANALYSER **NEW**

Learn the power of sectionals

Check us out at www.pjdata.com.au

The Racing Queensland Board (trading as Racing Queensland) and provider are not responsible for the completeness or accuracy of any of the information contained herein, and makes no representations about its suitability for any purpose.

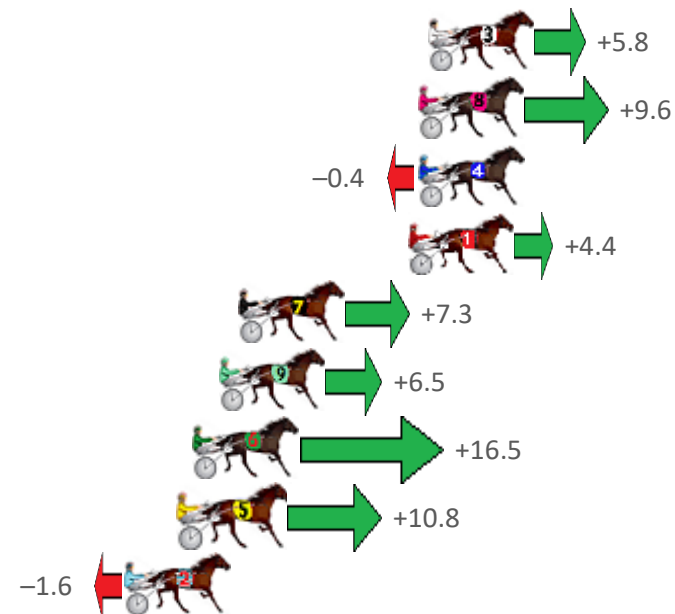
Albion Park Race 7 Distance 1660m

Saturday, 14 November 2020

Gross Time: 1:59.10 MileRate: 1:55.50 LeadTime: 3.30s First Qtr: 28.00s Second Qtr: 31.50s Third Qtr: 28.70s Fourth Qtr: 27.60s

NoHorse	Plc	Margin	Time	800Time (W)	400 Time (W)
3 CORSINI	1	0.0m	1:59.10	55.89s (1)	27.53s (1)
8 JUST JOSHIN	2	0.4m	1:59.13	55.63s (0)	26.90s (0)
4 JEROSH	3	0.4m	1:59.13	56.33s (0)	27.63s (0)
1 ONE OFF	4	0.8m	1:59.16	55.99s (0)	27.28s (0)
7 KWASII	5	7.5m	1:59.64	55.79s (0)	27.09s (0)
9 HUNTAWAY	6	8.3m	1:59.70	55.85s (1)	27.41s (1)
6 IDEAL TIGER	7	9.3m	1:59.78	55.15s (1)	26.81s (1)
5 RIVERLEIGH ROCKET	8	9.8m	1:59.81	55.54s (1)	27.17s (1)
2 MEGA STAR	9	12.0m	1:59.97	56.41s (1)	28.01s (1)

Finish Position and metres gained from 800m



Sectionals
Powered by

PJ HARNESS ANALYSER **NEW**

Learn the power of sectionals

Check us out at www.pjdata.com.au

The Racing Queensland Board (trading as Racing Queensland) and provider are not responsible for the completeness or accuracy of any of the information contained herein, and makes no representations about its suitability for any purpose.


Albion Park Race 8 Distance 2647m

Saturday, 14 November 2020

Gross Time: 3:25.20 MileRate: 2:04.80 LeadTime: 84.90s First Qtr: 30.20s Second Qtr: 30.80s Third Qtr: 30.20s Fourth Qtr: 29.10s

NoHorse	Plc	Margin	Time	800Time (W)	400 Time (W)
4 BD KHAOSAN	1	0.0m	3:25.20	58.59s (1)	28.85s (1)
3 NEEDABACARDI	2	0.5m	3:25.24	58.28s (1)	28.51s (1)
2 SIR FAHRENHEIT	3	1.3m	3:25.30	58.60s (0)	28.44s (0)
9 NORTHERN MUSCLE	4	4.2m	3:25.52	59.61s (0)	29.40s (0)
1 MIRACLE RISING	5	4.6m	3:25.55	59.15s (0)	29.03s (0)
7 ALADDIN SANE	6	5.7m	3:25.64	58.35s (1)	28.54s (1)
6 MUSCULUS	7	10.0m	3:25.96	58.86s (0)	28.67s (0)
5 AVEROSS DON	8	14.0m	3:26.27	58.81s (0)	28.64s (0)
10 GREG THE GREAT	9	15.0m	3:26.35	58.70s (1)	28.87s (1)
8 ROCKET NOVA	10	131.5m	3:35.24	60.15s (0)	29.21s (0)

Finish Position and metres gained from 800m



Sectionals
Powered by

PJ HARNESS ANALYSER **NEW**

Learn the power of sectionals

Check us out at www.pjdata.com.au

The Racing Queensland Board (trading as Racing Queensland) and provider are not responsible for the completeness or accuracy of any of the information contained herein, and makes no representations about its suitability for any purpose.

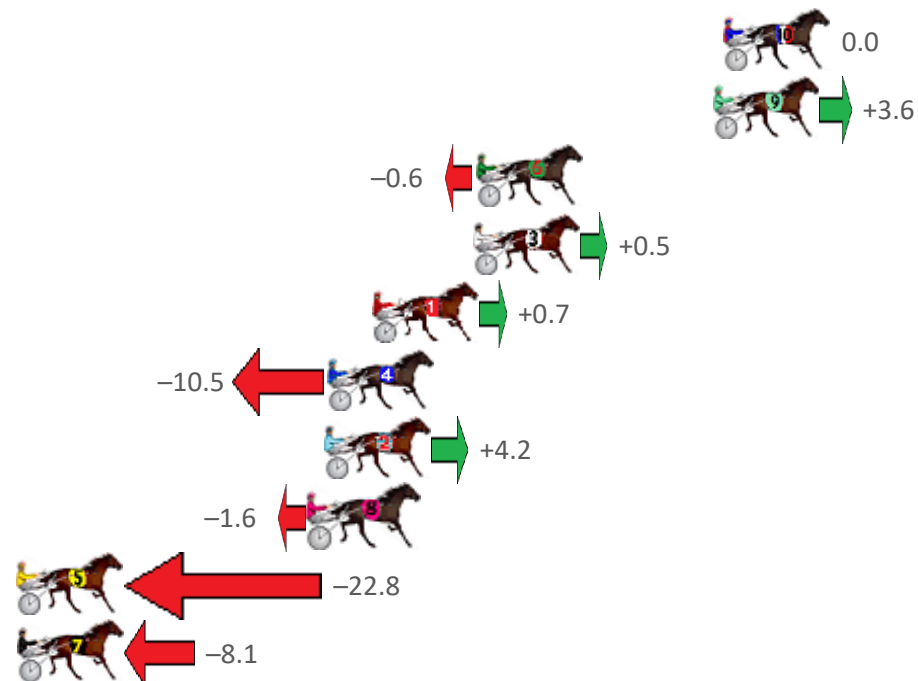
Albion Park Race 9 Distance 2647m

Saturday, 14 November 2020

Gross Time: 3:22.20 MileRate: 2:02.40 LeadTime: 81.20s First Qtr: 32.40s Second Qtr: 31.30s Third Qtr: 28.80s Fourth Qtr: 28.50s

NoHorse	Plc	Margin	Time	800Time (W)	400 Time (W)
10 GEE UP NEDDY	1	0.0m	3:22.20	57.30s (0)	28.50s (0)
9 WEE MAN TROUBLE	2	0.4m	3:22.23	57.04s (1)	28.41s (1)
6 CHASING GREAT	3	9.8m	3:22.93	57.34s (1)	28.67s (1)
3 JEDDY R YA READY	4	9.9m	3:22.94	57.26s (0)	28.37s (0)
1 AURORA	5	13.9m	3:23.24	57.25s (0)	28.32s (0)
4 JUSTABITNOISY	6	15.7m	3:23.38	58.05s (0)	29.12s (0)
2 ZOOMAS LEGEND	7	15.8m	3:23.38	57.00s (0)	28.36s (1)
8 MAJESTIC ESS JAY	8	16.4m	3:23.43	57.41s (1)	28.77s (1)
5 SKYLINE	9	60.8m	3:26.75	58.92s (0)	29.83s (0)
7 IL PIRATA	10	128.1m	3:31.79	57.88s (0)	28.37s (0)

Finish Position and metres gained from 800m



Sectionals
Powered by

PJ HARNESS ANALYSER **NEW**

Learn the power of sectionals

Check us out at www.pjdata.com.au

The Racing Queensland Board (trading as Racing Queensland) and provider are not responsible for the completeness or accuracy of any of the information contained herein, and makes no representations about its suitability for any purpose.

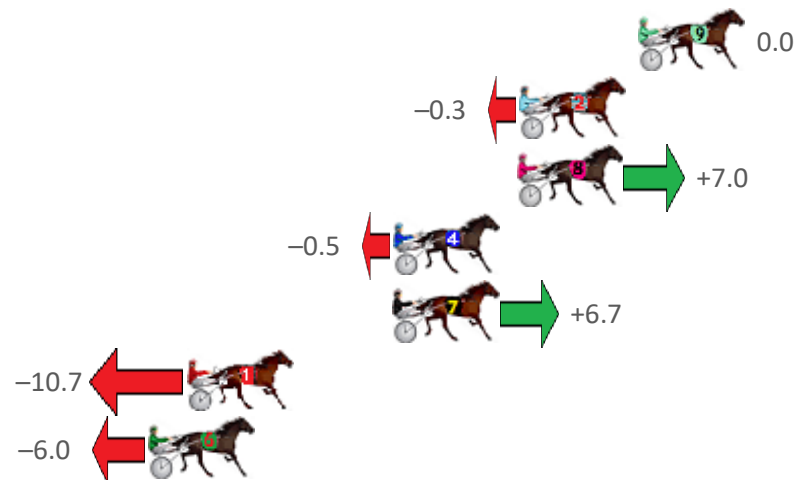
Albion Park Race 10 Distance 2647m

Saturday, 14 November 2020

Gross Time: 3:23.50 MileRate: 2:02.30 LeadTime: 83.20s First Qtr: 30.90s Second Qtr: 30.80s Third Qtr: 29.50s Fourth Qtr: 29.10s

No	Horse	Plc	Margin	Time	800Time (W)	400 Time (W)
9	OUR OVERANOVA	1	0.0m	3:23.50	58.60s (0)	29.10s (0)
2	IM THE COMMANDO	2	4.7m	3:23.86	58.62s (0)	29.08s (0)
8	MAJESTIC SIMON	3	4.8m	3:23.87	58.09s (1)	28.71s (2)
4	GODOFTHUNDER	4	9.7m	3:24.24	58.64s (0)	29.08s (0)
7	MONARO MIA	4	9.7m	3:24.24	58.11s (1)	28.67s (1)
1	HAVANA MAGIC	6	17.9m	3:24.87	59.38s (1)	29.82s (1)
6	REDWOOD INVASION	7	19.4m	3:24.98	59.04s (0)	29.33s (0)

Finish Position and metres gained from 800m



Sectionals
Powered by

PJ HARNES ANALYSER **NEW**

Learn the power of sectionals

Check us out at www.pjdata.com.au

The Racing Queensland Board (trading as Racing Queensland) and provider are not responsible for the completeness or accuracy of any of the information contained herein, and makes no representations about its suitability for any purpose.