

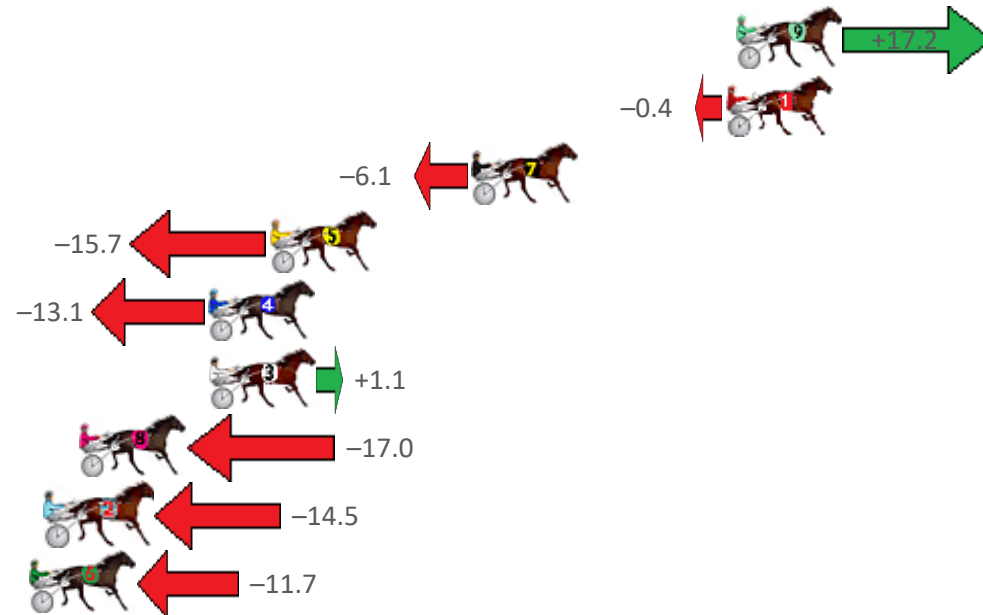
Redcliffe Race 1 Distance 1780m

Friday, 13 November 2020

Gross Time: 2:13.10 MileRate: 2:00.30 LeadTime: 11.60s First Qtr: 30.30s Second Qtr: 30.80s Third Qtr: 29.80s Fourth Qtr: 30.60s

NoHorse	Plc	Margin	Time	800Time (W)	400 Time (W)
9 STRAYTOTHEPOOLROO	1	0.0m	2:13.10	59.11s (1)	30.25s (2)
1 IAM ROCHELLES ART	2	0.4m	2:13.13	60.43s (0)	30.63s (0)
7 ROCK STAR BABE	3	10.5m	2:13.94	60.86s (0)	31.03s (0)
5 POPEYE RUSSELL	4	18.5m	2:14.58	61.58s (1)	31.64s (1)
4 OUR DOLLY	5	20.9m	2:14.77	61.38s (1)	31.47s (1)
3 SHEREACTS	6	20.9m	2:14.77	60.32s (1)	30.55s (0)
8 LOYOLA SIOUX	7	26.0m	2:15.18	61.68s (0)	31.59s (0)
2 DONT YOU BE NAUGHTY	8	27.3m	2:15.29	61.49s (1)	31.70s (2)
6 GAME KEEPER	9	38.5m	2:16.18	61.28s (1)	31.70s (1)

Finish Position and metres gained from 800m



Sectionals
Powered by

PJ HARNESS ANALYSER **NEW**
Learn the power of sectionals
Check us out at www.pjdata.com.au

The Racing Queensland Board (trading as Racing Queensland) and provider are not responsible for the completeness or accuracy of any of the information contained herein, and makes no representations about its suitability for any purpose.


Redcliffe Race 2 Distance 1780m

Friday, 13 November 2020

Gross Time: 2:10.60 MileRate: 1:58.10 LeadTime: 11.40s First Qtr: 29.20s Second Qtr: 30.30s Third Qtr: 29.70s Fourth Qtr: 30.00s

No	Horse	Plc	Margin	Time	800Time (W)	400 Time (W)
2	ARMA AUGUSTUS	1	0.0m	2:10.60	59.70s (0)	30.00s (0)
7	SHEZ GOT BLING	2	23.2m	2:12.42	60.72s (0)	30.88s (0)
1	GHOST GUM	3	24.5m	2:12.53	61.16s (0)	31.44s (0)
8	ELLE JAY	4	24.9m	2:12.56	60.95s (1)	31.50s (1)
4	BLACKJEWEL	5	25.1m	2:12.57	59.90s (1)	30.87s (3)
9	HOLLIE	6	27.4m	2:12.75	60.75s (1)	31.37s (1)
3	TEACHERS PET	7	33.0m	2:13.19	60.81s (1)	31.54s (2)
5	MY CHINA DOLL	8	35.1m	2:13.36	60.27s (1)	31.07s (0)
6	CHEYENNE AUTUMN	9	68.1m	2:15.95	63.08s (0)	32.69s (0)

Finish Position and metres gained from 800m



Sectionals
Powered by

PJ HARNESS ANALYSER **NEW**

Learn the power of sectionals

Check us out at www.pjdata.com.au

The Racing Queensland Board (trading as Racing Queensland) and provider are not responsible for the completeness or accuracy of any of the information contained herein, and makes no representations about its suitability for any purpose.

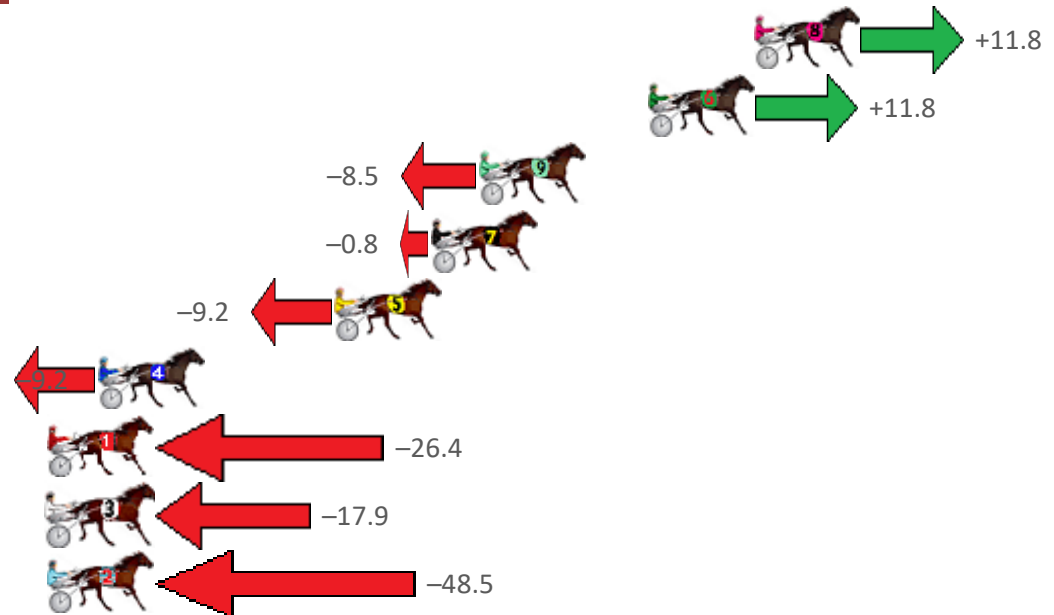
Redcliffe Race 3 Distance 2040m

Friday, 13 November 2020

Gross Time: 2:31.00 MileRate: 1:59.10 LeadTime: 30.70s First Qtr: 30.20s Second Qtr: 29.90s Third Qtr: 30.30s Fourth Qtr: 29.90s

NoHorse	Plc	Margin	Time	800Time (W)	400 Time (W)
8 HESLUVABLE	1	0.0m	2:31.00	59.32s (1)	29.53s (1)
6 BRIGHTON PRINCE	2	4.2m	2:31.33	59.32s (1)	29.51s (1)
9 GOSLING IN FLIGHT	3	10.9m	2:31.85	60.84s (1)	30.40s (0)
7 BEEF CITY STARZZZ	4	12.8m	2:32.00	60.26s (0)	29.78s (1)
5 BILLBOARD BONNIE	5	16.6m	2:32.30	60.89s (1)	31.09s (1)
4 ROCKNROLL DA GAMA	6	26.0m	2:33.04	60.89s (0)	30.44s (1)
1 DARBY BRIGHTS	7	33.6m	2:33.63	62.18s (0)	31.62s (0)
3 TILDALYN	8	38.5m	2:34.02	61.54s (1)	31.65s (2)
2 MISS LILY MAY	9	48.5m	2:34.80	63.83s (0)	33.51s (0)

Finish Position and metres gained from 800m



Sectionals
Powered by

PJ HARNES ANALYSER **NEW**

Learn the power of sectionals

Check us out at www.pjdata.com.au

The Racing Queensland Board (trading as Racing Queensland) and provider are not responsible for the completeness or accuracy of any of the information contained herein, and makes no representations about its suitability for any purpose.

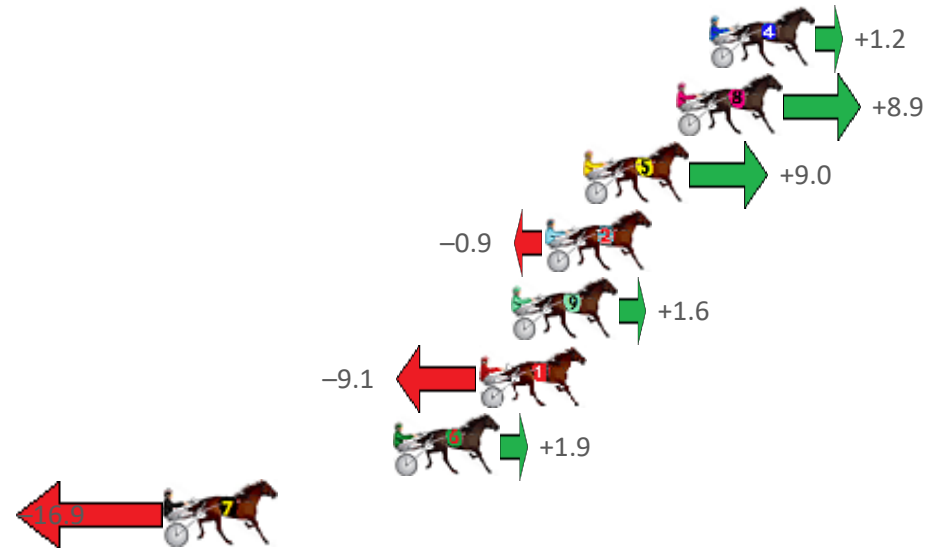
Redcliffe Race 4 Distance 1780m

Friday, 13 November 2020

Gross Time: 2:12.20 MileRate: 1:59.50 LeadTime: 11.40s First Qtr: 31.50s Second Qtr: 31.10s Third Qtr: 28.70s Fourth Qtr: 29.50s

NoHorse	Plc	Margin	Time	800Time (W)	400 Time (W)
4 SIGNORINA JUJON	1	0.0m	2:12.20	58.11s (1)	29.50s (1)
8 LANOCH BOY	2	1.3m	2:12.30	57.56s (1)	29.55s (2)
5 SOME GIRLS SOMEWHERE	3	5.0m	2:12.59	57.55s (0)	29.00s (1)
2 FRENCH GLOBE	4	6.5m	2:12.70	58.27s (1)	29.64s (1)
9 DENNINGTON HEIGHTS	5	7.8m	2:12.80	58.08s (0)	29.18s (0)
1 RITCHIE BEE	6	9.1m	2:12.90	58.86s (0)	30.09s (0)
6 ROCKNROLL PROMISE	7	12.5m	2:13.17	58.06s (1)	29.65s (2)
7 WARNER	8	21.5m	2:13.86	59.42s (0)	30.53s (0)

Finish Position and metres gained from 800m



Sectionals
Powered by

PJ HARNESS ANALYSER **NEW**

Learn the power of sectionals

Check us out at www.pjdata.com.au

The Racing Queensland Board (trading as Racing Queensland) and provider are not responsible for the completeness or accuracy of any of the information contained herein, and makes no representations about its suitability for any purpose.

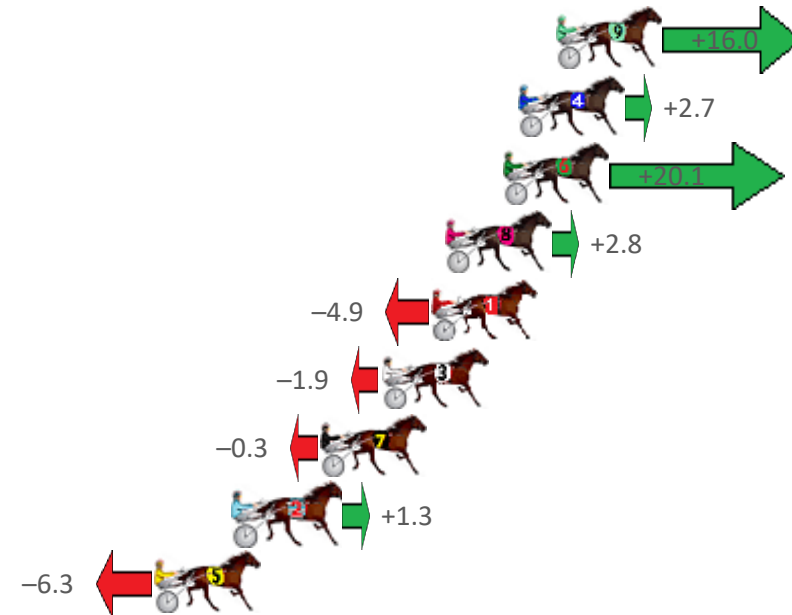
Redcliffe Race 5 Distance 1780m

Friday, 13 November 2020

Gross Time: 2:11.90 MileRate: 1:59.30 LeadTime: 11.20s First Qtr: 31.10s Second Qtr: 30.50s Third Qtr: 28.90s Fourth Qtr: 30.20s

NoHorse	Plc	Margin	Time	800Time (W)	400 Time (W)
9 BETTOR SPORT	1	0.0m	2:11.90	57.92s (2)	29.58s (2)
4 PACIFIC COIN	2	1.5m	2:12.02	58.90s (0)	30.00s (0)
6 FAVOURITEHIGHLIGHT	3	2.1m	2:12.07	57.62s (1)	29.35s (2)
8 HIT THE TRACK	4	4.4m	2:12.25	58.89s (2)	30.25s (2)
1 BIG IN AMERICA	5	4.9m	2:12.29	59.46s (0)	30.57s (0)
3 ROCKNHOLME	6	6.9m	2:12.45	59.24s (1)	30.52s (1)
7 BARA JAYLA	7	9.3m	2:12.64	59.12s (0)	30.24s (0)
2 COULDNTBETOLD	8	12.7m	2:12.90	59.00s (1)	30.15s (0)
5 ARTS PEREGRINE	9	15.9m	2:13.16	59.56s (1)	30.63s (1)

Finish Position and metres gained from 800m



Sectionals
Powered by

PJ HARNESS ANALYSER **NEW**

Learn the power of sectionals

Check us out at www.pjdata.com.au

The Racing Queensland Board (trading as Racing Queensland) and provider are not responsible for the completeness or accuracy of any of the information contained herein, and makes no representations about its suitability for any purpose.

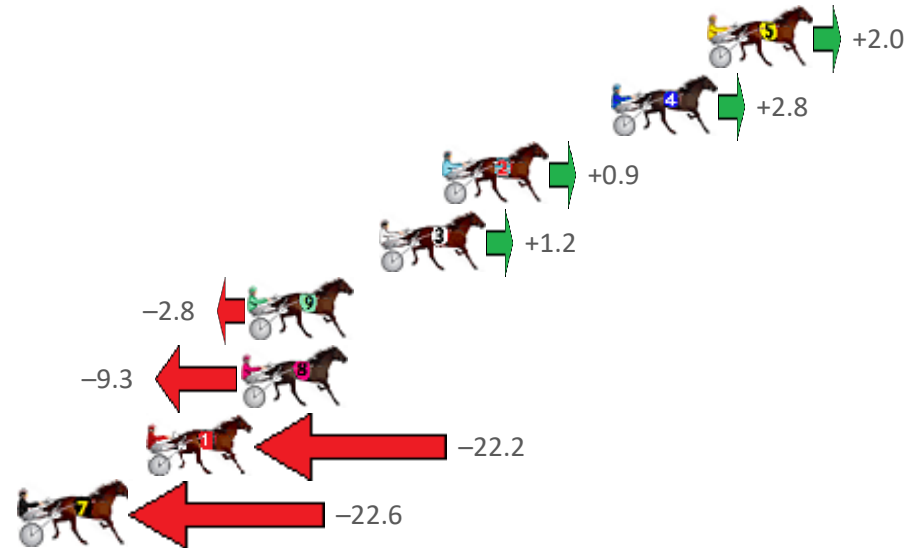
Redcliffe Race 6 Distance 1780m

Friday, 13 November 2020

Gross Time: 2:11.20 MileRate: 1:58.60 LeadTime: 11.40s First Qtr: 31.30s Second Qtr: 30.40s Third Qtr: 28.60s Fourth Qtr: 29.50s

NoHorse	Plc	Margin	Time	800Time (W)	400 Time (W)
5 MADAMOISELLE JUJON	1	0.0m	2:11.20	57.96s (1)	29.27s (1)
4 TRUNKEY DIGGER	2	3.8m	2:11.49	57.90s (1)	29.22s (1)
2 TAJIE BABY	3	10.5m	2:12.01	58.03s (1)	29.39s (2)
3 BETTOR MEMORIES	4	13.0m	2:12.21	58.01s (0)	29.37s (1)
9 MIZZADELE	5	18.2m	2:12.61	58.30s (2)	30.29s (2)
8 ARK ME	6	18.5m	2:12.63	58.77s (0)	30.02s (0)
1 IMA BEACH BABE	7	22.2m	2:12.92	59.70s (0)	31.13s (0)
7 ASHLEE NITRO	8	27.2m	2:13.30	59.73s (0)	30.98s (0)

Finish Position and metres gained from 800m



Sectionals
Powered by

PJ HARNESS ANALYSER **NEW**

Learn the power of sectionals

Check us out at www.pjdata.com.au

The Racing Queensland Board (trading as Racing Queensland) and provider are not responsible for the completeness or accuracy of any of the information contained herein, and makes no representations about its suitability for any purpose.

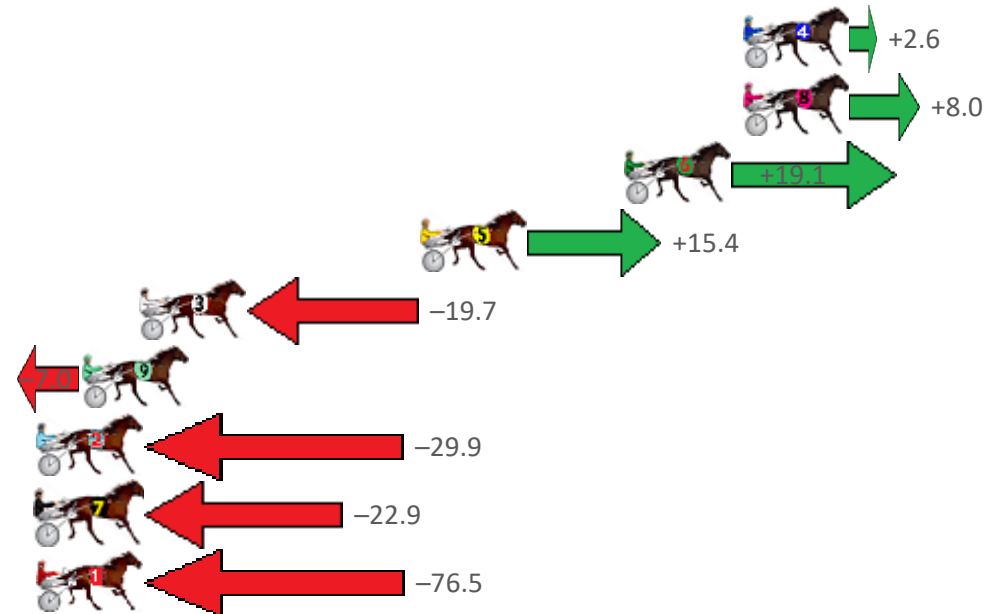
Redcliffe Race 7 Distance 2040m

Friday, 13 November 2020

Gross Time: 2:29.80 MileRate: 1:58.20 LeadTime: 31.00s First Qtr: 30.40s Second Qtr: 29.60s Third Qtr: 29.20s Fourth Qtr: 29.60s

NoHorse	Plc	Margin	Time	800Time (W)	400 Time (W)
4 JAMES DEAN	1	0.0m	2:29.80	58.61s (1)	29.60s (1)
8 TUAPEKA LIGHT	1	0.0m	2:29.80	58.22s (1)	29.31s (1)
6 OUR BONDI BEACH	3	4.7m	2:30.16	57.40s (1)	29.06s (2)
5 ELMS CREEK	4	12.8m	2:30.79	57.67s (1)	29.38s (3)
3 LETS GO BETTER	5	23.9m	2:31.65	60.24s (0)	31.02s (0)
9 BRIDGET BLUE CHIP	6	26.2m	2:31.83	59.31s (1)	30.92s (1)
2 KARLOO MAC	7	29.9m	2:32.12	60.99s (0)	31.77s (0)
7 MISS MONEYBAGS	8	37.3m	2:32.69	60.47s (1)	31.76s (2)
1 PHIL MONTY	9	88.3m	2:36.65	64.39s (0)	33.86s (0)

Finish Position and metres gained from 800m



Sectionals
Powered by

The Racing Queensland Board (trading as Racing Queensland) and provider are not responsible for the completeness or accuracy of any of the information contained herein, and makes no representations about its suitability for any purpose.