

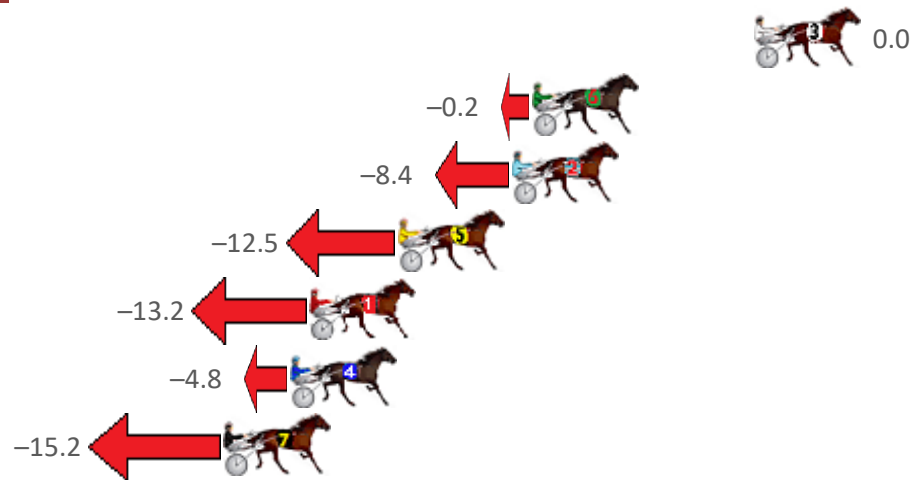
Marburg Race 1 Distance 1850m

Sunday, 8 November 2020

Gross Time: 2:21.20 MileRate: 2:02.90 LeadTime: 17.40s First Qtr: 32.00s Second Qtr: 32.00s Third Qtr: 29.70s Fourth Qtr: 30.10s

NoHorse	Plc	Margin	Time	800Time (W)	400 Time (W)
3 TEACHERS PET	1	0.0m	2:21.20	59.80s (0)	30.10s (0)
6 MAGHERA MAGGIE	2	8.8m	2:21.89	59.81s (0)	30.29s (2)
2 DARTESIAN	3	9.6m	2:21.96	60.42s (1)	30.76s (1)
5 REDDY FIRE	4	14.1m	2:22.31	60.73s (2)	31.02s (2)
1 OUR MASQUERADE	5	17.6m	2:22.59	60.78s (0)	30.95s (0)
4 MOLLIGUANNA	6	18.4m	2:22.65	60.16s (0)	30.47s (0)
7 THE LAST STARFIRE	7	21.0m	2:22.86	60.93s (1)	31.24s (1)

Finish Position and metres gained from 800m



Sectionals
Powered by

PJ HARNESS ANALYSER **NEW**

Learn the power of sectionals

Check us out at www.pjdata.com.au

The Racing Queensland Board (trading as Racing Queensland) and provider are not responsible for the completeness or accuracy of any of the information contained herein, and makes no representations about its suitability for any purpose.

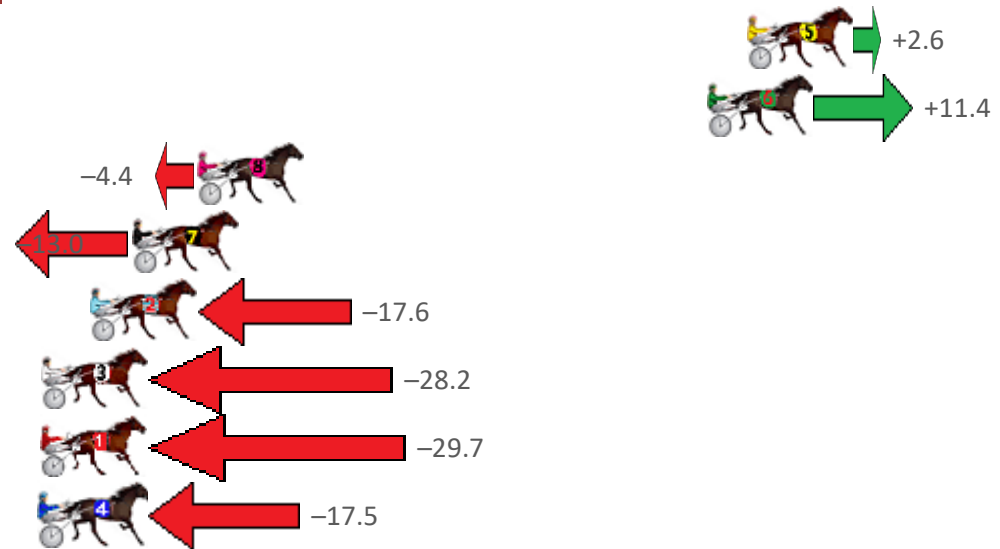
Marburg Race 2 Distance 1850m

Sunday, 8 November 2020

Gross Time: 2:18.60 MileRate: 2:00.50 LeadTime: 16.50s First Qtr: 29.60s Second Qtr: 32.50s Third Qtr: 29.80s Fourth Qtr: 30.20s

NoHorse	Plc	Margin	Time	800Time (W)	400 Time (W)
5 CLARES FOOL	1	0.0m	2:18.60	59.81s (1)	30.20s (1)
6 ELLE JAY	2	1.6m	2:18.73	59.15s (1)	29.48s (2)
8 BAMBOLE NERE	3	21.8m	2:20.32	60.33s (1)	30.49s (2)
7 LITTLEDEE	4	24.4m	2:20.53	60.97s (0)	30.85s (1)
2 SWEET SCOOT	5	26.0m	2:20.66	61.31s (1)	31.48s (1)
3 VIC HUNTER	6	28.2m	2:20.83	62.10s (0)	32.17s (0)
1 STAR OF WONDER	7	36.5m	2:21.49	62.22s (0)	31.96s (0)
4 ITS YOU NOT ME	8	39.5m	2:21.72	61.31s (1)	31.36s (0)

Finish Position and metres gained from 800m



Sectionals
Powered by

PJ HARNESS ANALYSER **NEW**

Learn the power of sectionals

Check us out at www.pjdata.com.au

The Racing Queensland Board (trading as Racing Queensland) and provider are not responsible for the completeness or accuracy of any of the information contained herein, and makes no representations about its suitability for any purpose.

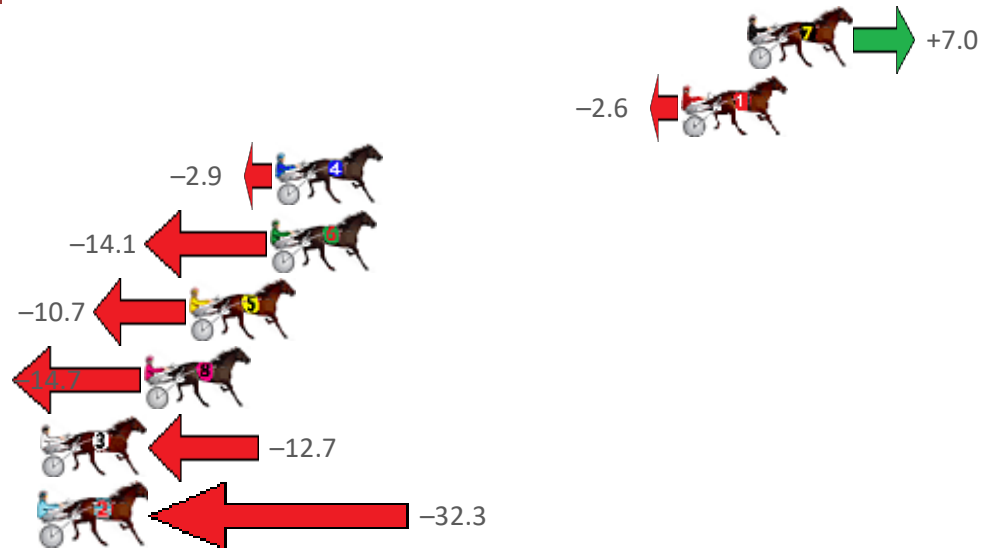
Marburg Race 3 Distance 1850m

Sunday, 8 November 2020

Gross Time: 2:21.30 MileRate: 2:02.90 LeadTime: 17.90s First Qtr: 32.40s Second Qtr: 33.50s Third Qtr: 29.10s Fourth Qtr: 28.40s

NoHorse	Plc	Margin	Time	800Time (W)	400 Time (W)
7 VOODOO FELLA	1	0.0m	2:21.30	57.00s (1)	27.75s (2)
1 MANOFLISA	2	2.6m	2:21.49	57.69s (0)	28.58s (0)
4 CANNAN	3	18.7m	2:22.70	57.71s (1)	28.89s (3)
6 ITS ALL TORQUE	4	18.9m	2:22.71	58.51s (0)	29.24s (0)
5 SIR SEMPER FIDELIS	5	22.1m	2:22.95	58.26s (1)	28.90s (2)
8 JINGLES BROMAC	6	23.9m	2:23.08	58.55s (0)	29.20s (0)
3 QUALITY TIME	7	32.9m	2:23.75	58.41s (1)	29.59s (1)
2 MISTER ROCKTOBER	8	34.7m	2:23.89	59.81s (1)	30.02s (1)

Finish Position and metres gained from 800m



Sectionals
Powered by

PJ HARNESS ANALYSER **NEW**
Learn the power of sectionals
Check us out at www.pjdata.com.au

The Racing Queensland Board (trading as Racing Queensland) and provider are not responsible for the completeness or accuracy of any of the information contained herein, and makes no representations about its suitability for any purpose.

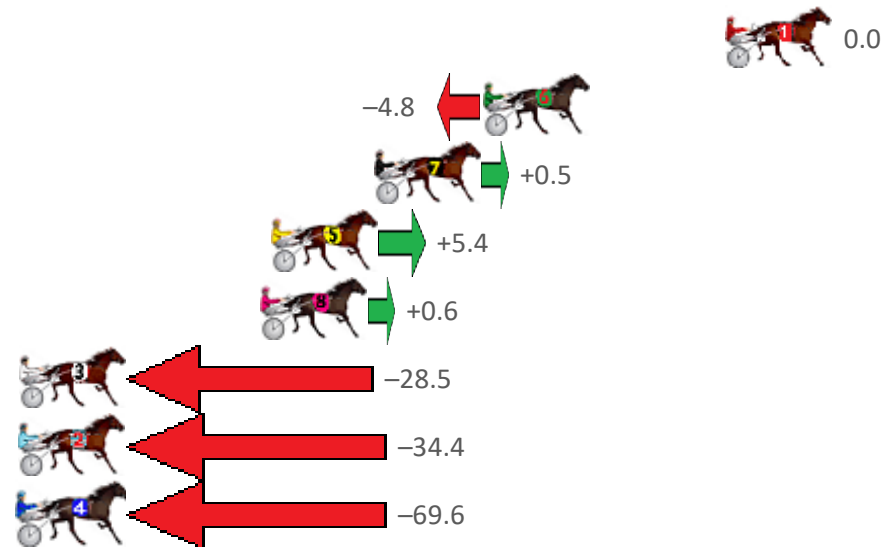
Marburg Race 4 Distance 1850m

Sunday, 8 November 2020

Gross Time: 2:15.10 MileRate: 1:57.50 LeadTime: 16.90s First Qtr: 29.50s Second Qtr: 30.80s Third Qtr: 28.80s Fourth Qtr: 29.10s

NoHorse	Plc	Margin	Time	800Time (W)	400 Time (W)
1 GOSLING IN FLIGHT	1	0.0m	2:15.10	57.90s (0)	29.10s (0)
6 SCHEU CREEK	2	9.6m	2:15.83	58.25s (0)	29.30s (0)
7 NIGHT NINJA	3	13.9m	2:16.16	57.86s (1)	29.09s (2)
5 BONNIES CAM	4	18.0m	2:16.47	57.51s (1)	29.00s (3)
8 NIFTY STUDLEIGH	5	18.4m	2:16.50	57.86s (1)	29.01s (2)
3 BEEF CITY STARZZZ	6	33.7m	2:17.67	59.95s (1)	30.60s (0)
2 NESTERS HILL	7	44.4m	2:18.49	60.38s (1)	31.04s (1)
4 GO ANNE GO	8	79.2m	2:21.15	62.91s (0)	33.41s (0)

Finish Position and metres gained from 800m



Sectionals
Powered by

PJ HARNESS ANALYSER **NEW**

Learn the power of sectionals

Check us out at www.pjdata.com.au



The Racing Queensland Board (trading as Racing Queensland) and provider are not responsible for the completeness or accuracy of any of the information contained herein, and makes no representations about its suitability for any purpose.

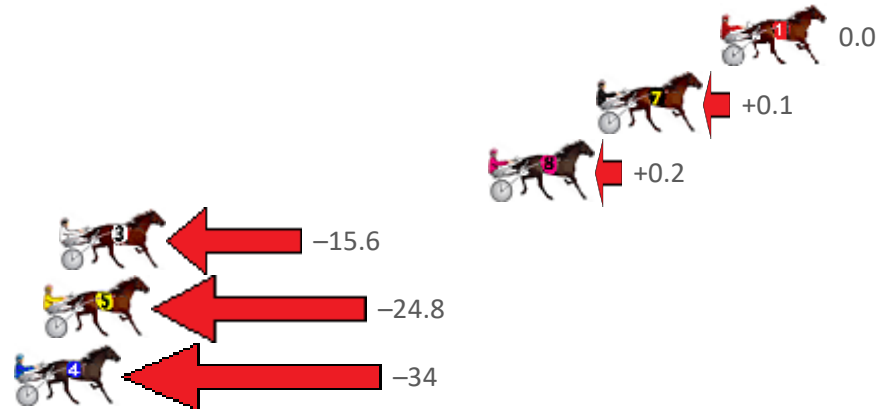
Marburg Race 5 Distance 1850m

Sunday, 8 November 2020

Gross Time: 2:17.10 MileRate: 1:59.30 LeadTime: 17.20s First Qtr: 29.80s Second Qtr: 30.90s Third Qtr: 29.30s Fourth Qtr: 29.90s

NoHorse	Plc	Margin	Time	800Time (W)	400 Time (W)
1 ARMA AUGUSTUS	1	0.0m	2:17.10	59.20s (0)	29.90s (0)
7 DALLAS COWGIRL	2	4.9m	2:17.48	59.19s (0)	29.91s (0)
8 PITTSWORTH MAN	3	9.2m	2:17.82	59.19s (0)	29.83s (0)
3 MANY DELIGHTS	4	26.2m	2:19.15	60.35s (1)	30.73s (2)
5 MISTER DECORUM	5	26.8m	2:19.20	61.02s (1)	31.45s (1)
4 WRITEABOUTCHELSEA	6	39.8m	2:20.22	61.66s (1)	32.03s (1)

Finish Position and metres gained from 800m



Sectionals
Powered by

PJ HARNESS ANALYSER **NEW**

Learn the power of sectionals

Check us out at www.pjdata.com.au

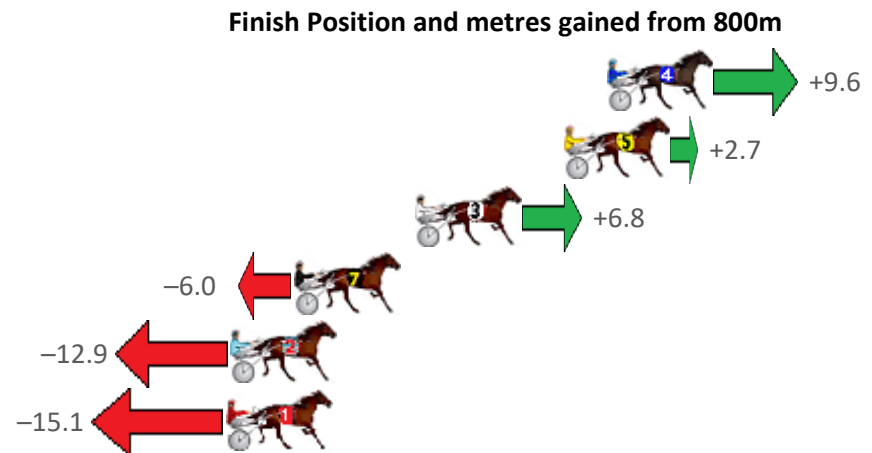
The Racing Queensland Board (trading as Racing Queensland) and provider are not responsible for the completeness or accuracy of any of the information contained herein, and makes no representations about its suitability for any purpose.

Marburg Race 6 Distance 1850m

Sunday, 8 November 2020

Gross Time: 2:16.60 MileRate: 1:58.90 LeadTime: 17.00s First Qtr: 29.70s Second Qtr: 31.40s Third Qtr: 28.30s Fourth Qtr: 30.20s

NoHorse	Plc	Margin	Time	800Time (W)	400 Time (W)
4 FOR THE CORZ	1	0.0m	2:16.60	57.80s (2)	30.20s (1)
5 BEEF CITY BLAZE	2	1.7m	2:16.73	58.30s (0)	30.01s (1)
3 IMA BEACH BABE	3	7.6m	2:17.20	58.01s (1)	30.06s (1)
7 FRANCISCO DE GORE	4	12.4m	2:17.58	58.94s (1)	30.08s (1)
2 LIVING GRAND	5	14.9m	2:17.78	59.44s (1)	30.33s (0)
1 NOLONGA YOUR CHOIC	6	15.1m	2:17.79	59.60s (0)	31.12s (0)



Sectionals
Powered by

PJ HARNESS ANALYSER **NEW**

Learn the power of sectionals

Check us out at www.pjdata.com.au

The Racing Queensland Board (trading as Racing Queensland) and provider are not responsible for the completeness or accuracy of any of the information contained herein, and makes no representations about its suitability for any purpose.

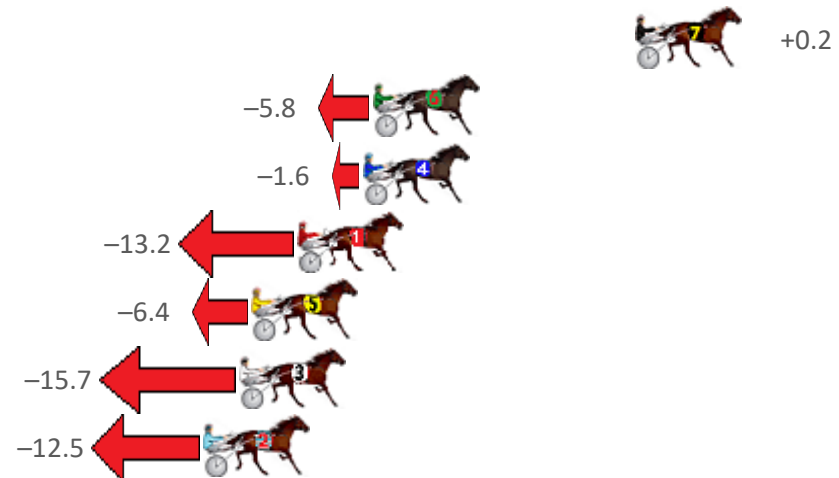
Marburg Race 7 Distance 2200m

Sunday, 8 November 2020

Gross Time: 2:42.70 MileRate: 1:59.00 LeadTime: 45.10s First Qtr: 31.30s Second Qtr: 29.80s Third Qtr: 28.10s Fourth Qtr: 28.40s

NoHorse	Plc	Margin	Time	800Time (W)	400 Time (W)
7 ITZ MY GENERATION	1	0.0m	2:42.70	56.49s (2)	28.40s (2)
6 MONTANA CHIEF	2	10.4m	2:43.48	56.91s (0)	28.75s (0)
4 MAJORDOIT	3	10.8m	2:43.51	56.61s (1)	28.77s (1)
1 ALE ALE KAI	4	13.4m	2:43.70	57.43s (0)	29.26s (0)
5 SO KOOL MASTER	5	15.2m	2:43.83	56.95s (0)	28.74s (1)
3 BURMACH	6	15.7m	2:43.87	57.60s (1)	29.48s (1)
2 KARLOO MAC	7	17.1m	2:43.98	57.38s (1)	28.93s (0)

Finish Position and metres gained from 800m



Sectionals
Powered by

PJ HARNESS ANALYSER **NEW**

Learn the power of sectionals

Check us out at www.pjdata.com.au

The Racing Queensland Board (trading as Racing Queensland) and provider are not responsible for the completeness or accuracy of any of the information contained herein, and makes no representations about its suitability for any purpose.

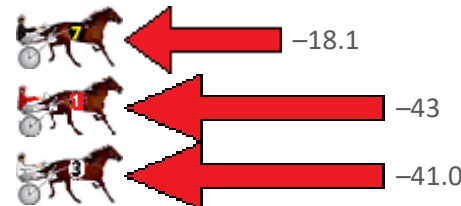
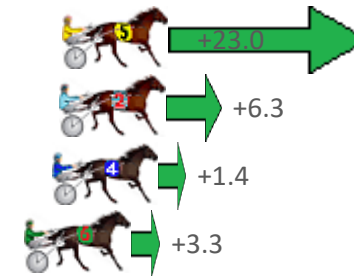
Marburg Race 8 Distance 1850m

Sunday, 8 November 2020

Gross Time: 2:15.70 MileRate: 1:58.10 LeadTime: 17.10s First Qtr: 29.50s Second Qtr: 29.30s Third Qtr: 29.10s Fourth Qtr: 30.70s

NoHorse	Plc	Margin	Time	800Time (W)	400 Time (W)
5 VIEWBYTHEROCK	1	0.0m	2:15.70	58.09s (0)	29.48s (2)
2 NEWMERELLA LADYKAY	2	0.1m	2:15.71	59.33s (1)	30.36s (1)
4 HUNTAWAY	3	0.4m	2:15.73	59.70s (1)	30.73s (1)
6 OUR RIDGY DIDGE	4	1.5m	2:15.82	59.55s (0)	30.14s (0)
7 ALL GOOD	5	30.1m	2:18.12	61.15s (1)	32.05s (1)
1 JEWEL OF PEAK	6	42.5m	2:19.11	62.96s (0)	33.62s (0)
3 GETALOADATHISGIRL	7	52.4m	2:19.91	62.85s (0)	33.37s (0)

Finish Position and metres gained from 800m



Sectionals
Powered by

PJ HARNESS ANALYSER **NEW**
Learn the power of sectionals
Check us out at www.pjdata.com.au



The Racing Queensland Board (trading as Racing Queensland) and provider are not responsible for the completeness or accuracy of any of the information contained herein, and makes no representations about its suitability for any purpose.

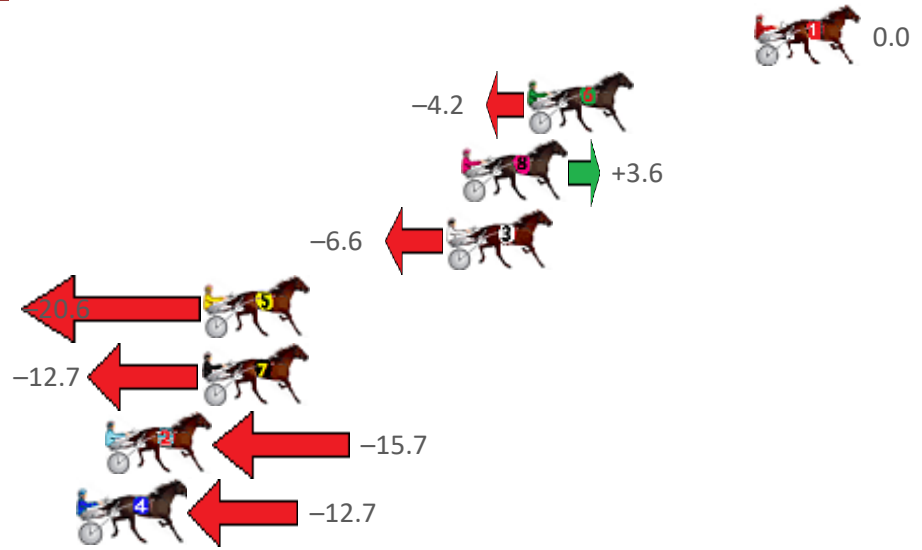
Marburg Race 9 Distance 1850m

Sunday, 8 November 2020

Gross Time: 2:17.10 MileRate: 1:59.20 LeadTime: 17.80s First Qtr: 29.40s Second Qtr: 32.20s Third Qtr: 28.90s Fourth Qtr: 28.80s

NoHorse	Plc	Margin	Time	800Time (W)	400 Time (W)
1 CAPTAIN COSMONAUT	1	0.0m	2:17.10	57.70s (0)	28.80s (0)
6 LETS GO BETTER	2	9.0m	2:17.78	58.00s (0)	29.13s (0)
8 SPRINGFIELD SPIRIT	3	11.6m	2:17.98	57.44s (1)	28.41s (1)
3 MIZZADELE	4	12.2m	2:18.02	58.17s (1)	29.16s (1)
5 MEGA STAR	5	21.8m	2:18.75	59.18s (1)	30.19s (1)
7 LIVE ATOM	6	21.9m	2:18.76	58.61s (0)	29.67s (0)
2 GRIZZLY MONTANA	7	25.7m	2:19.04	58.83s (1)	29.71s (2)
4 KEAYANG SPONGE BOB	8	26.7m	2:19.12	58.61s (0)	29.61s (0)

Finish Position and metres gained from 800m



Sectionals
Powered by

PJ HARNES ANALYSER **NEW**

Learn the power of sectionals

Check us out at www.pjdata.com.au

The Racing Queensland Board (trading as Racing Queensland) and provider are not responsible for the completeness or accuracy of any of the information contained herein, and makes no representations about its suitability for any purpose.