

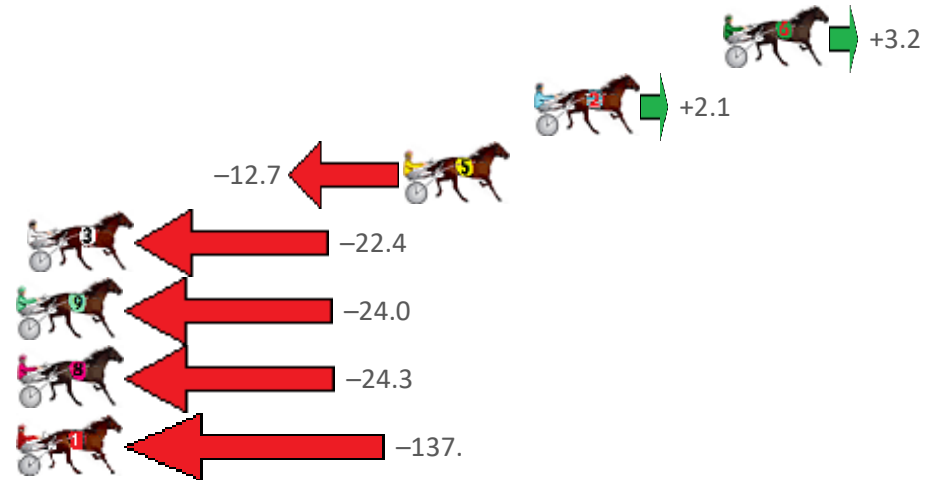
Albion Park Race 1 Distance 2138m

Thursday, 5 November 2020

Gross Time: 2:41.80 MileRate: 2:01.80 LeadTime: 39.60s First Qtr: 29.20s Second Qtr: 32.30s Third Qtr: 30.10s Fourth Qtr: 30.60s

No	Horse	Plc	Margin	Time	800Time (W)	400 Time (W)
6	ASKED NICELY	1	0.0m	2:41.80	60.46s (1)	30.60s (1)
2	DOWN UNDER RORS	2	7.5m	2:42.40	60.54s (1)	30.71s (1)
5	KAPAI	3	12.7m	2:42.82	61.66s (0)	31.57s (0)
3	DELLSUN	4	27.6m	2:44.01	62.39s (0)	32.24s (0)
9	YOU REALLY GOT ME	5	39.4m	2:44.95	62.51s (1)	32.71s (2)
8	MALABAR SPUR	6	44.3m	2:45.35	62.53s (0)	32.72s (1)
1	CRAZY BEN	7	152.0m	2:53.97	71.05s (0)	38.36s (0)

Finish Position and metres gained from 800m



Sectionals
Powered by

PJ HARNESS ANALYSER **NEW**

Learn the power of sectionals

Check us out at www.pjdata.com.au

The Racing Queensland Board (trading as Racing Queensland) and provider are not responsible for the completeness or accuracy of any of the information contained herein, and makes no representations about its suitability for any purpose.

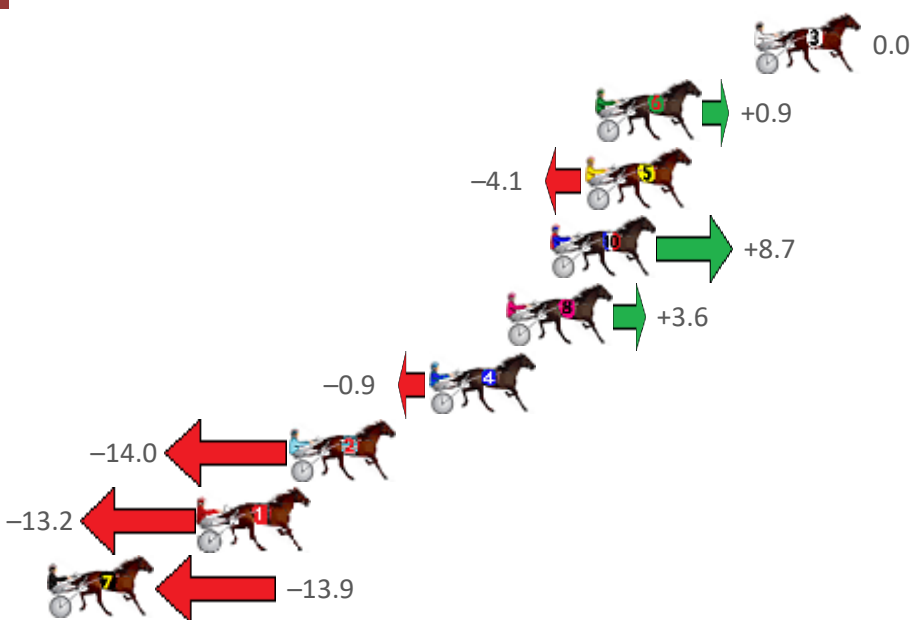
Albion Park Race 2 Distance 1660m

Thursday, 5 November 2020

Gross Time: 1:57.70 MileRate: 1:54.10 LeadTime: 3.40s First Qtr: 28.70s Second Qtr: 30.80s Third Qtr: 27.20s Fourth Qtr: 27.60s

NoHorse	Plc	Margin	Time	800Time (W)	400 Time (W)
3 DELIGHTFUL MAJOR	1	0.0m	1:57.70	54.80s (0)	27.60s (0)
6 MACH LE MORE	2	6.3m	1:58.16	54.74s (1)	27.63s (1)
5 IT AINT THE MONEY	3	6.7m	1:58.19	55.08s (1)	28.00s (1)
10 THATS HOW WEROLL	4	8.1m	1:58.29	54.21s (1)	27.04s (1)
8 LISA LINCOLN	5	9.8m	1:58.41	54.55s (0)	27.13s (0)
4 HARPAGUS	6	12.9m	1:58.64	54.86s (1)	27.73s (1)
2 MISS MONEYBAGS	7	18.4m	1:59.04	55.75s (0)	28.35s (0)
1 HOT ROD HEAVEN	8	22.0m	1:59.30	55.70s (0)	28.30s (0)
7 TRAIN WRECK	9	31.7m	2:00.00	55.75s (0)	28.24s (0)

Finish Position and metres gained from 800m



Sectionals
Powered by

PJ HARNESS ANALYSER **NEW**

Learn the power of sectionals

Check us out at www.pjdata.com.au

The Racing Queensland Board (trading as Racing Queensland) and provider are not responsible for the completeness or accuracy of any of the information contained herein, and makes no representations about its suitability for any purpose.

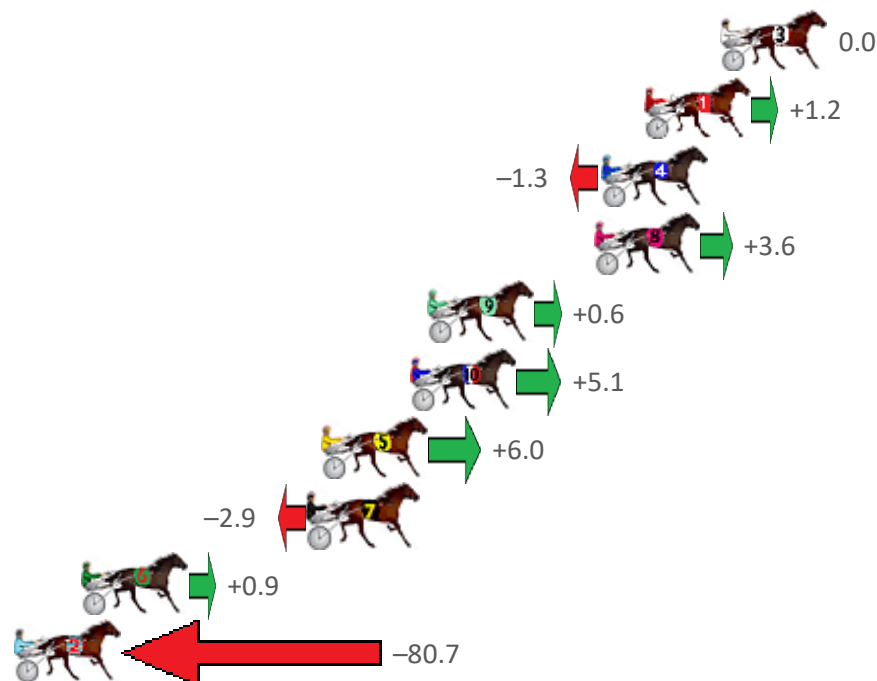
Albion Park Race 3 Distance 1660m

Thursday, 5 November 2020

Gross Time: 1:58.00 MileRate: 1:54.40 LeadTime: 3.40s First Qtr: 28.10s Second Qtr: 30.70s Third Qtr: 28.10s Fourth Qtr: 27.70s

NoHorse	Plc	Margin	Time	800Time (W)	400 Time (W)
3 NOTORIOUS	1	0.0m	1:58.00	55.80s (0)	27.70s (0)
1 RECIPE FOR DREAMING	2	3.0m	1:58.22	55.72s (0)	27.56s (0)
4 MAN OF ACTION	3	4.7m	1:58.34	55.89s (1)	27.86s (1)
8 ONLY IN ROME	4	5.0m	1:58.36	55.55s (0)	27.38s (0)
9 MISTER HART	5	11.6m	1:58.85	55.76s (1)	27.70s (2)
10 OUR UNCLE JIM	6	12.3m	1:58.90	55.45s (1)	27.40s (1)
5 THE MONEY BALL	7	15.8m	1:59.15	55.38s (1)	27.31s (1)
7 GASMONKEY	8	16.3m	1:59.19	56.00s (0)	27.71s (0)
6 ABRIDGED	9	25.3m	1:59.84	55.74s (1)	27.87s (0)
2 LUCKY LYLA	10	88.5m	2:04.45	61.40s (1)	33.26s (1)

Finish Position and metres gained from 800m



Sectionals
Powered by

PJ HARNES ANALYSER

NEW

Learn the power of sectionals

Check us out at www.pjdata.com.au

The Racing Queensland Board (trading as Racing Queensland) and provider are not responsible for the completeness or accuracy of any of the information contained herein, and makes no representations about its suitability for any purpose.

Albion Park Race 4 Distance 2138m

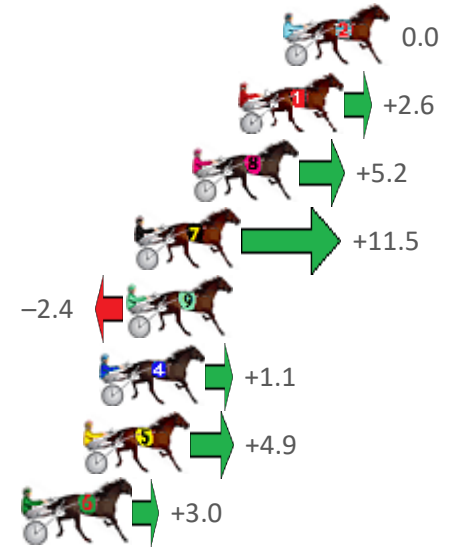
Thursday, 5 November 2020

Gross Time: 2:35.10 MileRate: 1:56.80 LeadTime: 38.20s First Qtr: 30.90s Second Qtr: 30.00s Third Qtr: 27.80s Fourth Qtr: 28.20s

NoHorse	Plc	Margin	Time	800Time (W)	400 Time (W)
2 LA PLAYER	1	0.0m	2:35.10	56.00s (0)	28.20s (0)
1 MONTANA CHIEF	2	1.8m	2:35.23	55.82s (0)	27.96s (0)
8 CHERRYS THE BEST	3	3.6m	2:35.37	55.64s (0)	27.77s (0)
7 COURAGEOUS SAINT	4	5.9m	2:35.54	55.20s (0)	27.34s (0)
9 OUR MAJOR DAY	5	6.2m	2:35.56	56.17s (1)	28.30s (1)
4 KURAHAUPO GAMBLER	6	7.3m	2:35.64	55.92s (1)	28.01s (1)
5 PSYCHEDELIC	7	7.9m	2:35.69	55.66s (1)	27.74s (1)
6 HEREUX HOMME	8	10.2m	2:35.86	55.79s (0)	27.95s (0)
3 UNASSUMING CHAMP	9	26.3m	2:37.05	56.62s (1)	28.73s (1)



Finish Position and metres gained from 800m



Sectionals
Powered by

PJ HARNESS ANALYSER NEW

Learn the power of sectionals

Check us out at www.pjdata.com.au

The Racing Queensland Board (trading as Racing Queensland) and provider are not responsible for the completeness or accuracy of any of the information contained herein, and makes no representations about its suitability for any purpose.

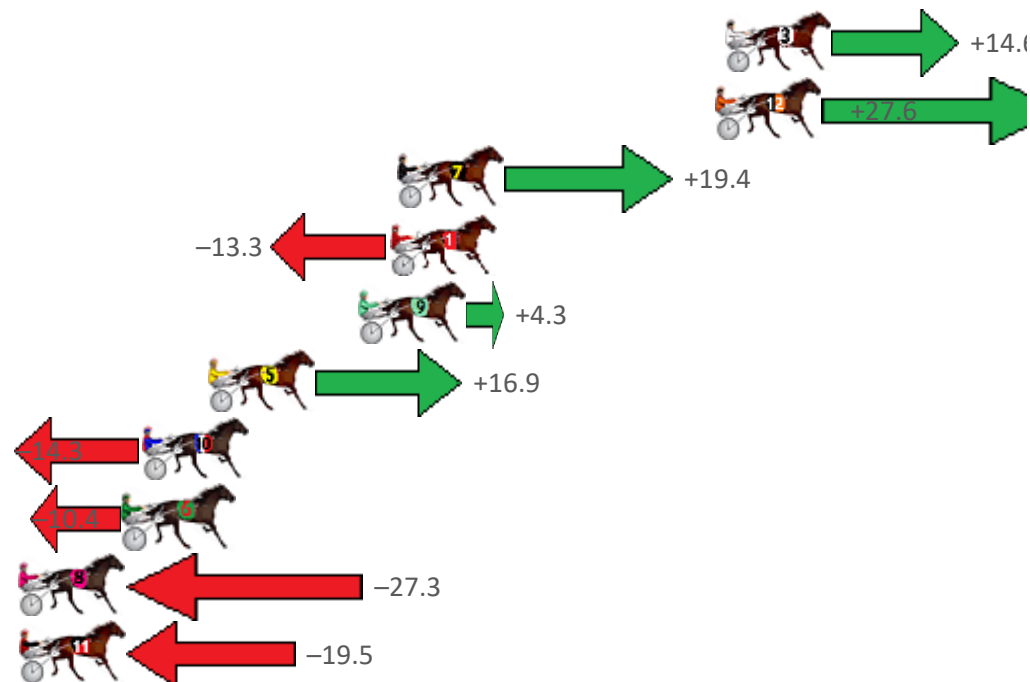
Albion Park Race 5 Distance 2138m

Thursday, 5 November 2020

Gross Time: 2:37.00 MileRate: 1:58.20 LeadTime: 38.20s First Qtr: 30.10s Second Qtr: 29.80s Third Qtr: 29.90s Fourth Qtr: 29.00s

NoHorse	Plc	Margin	Time	800Time (W)	400 Time (W)
3 UNDERTHEKILT	1	0.0m	2:37.00	57.83s (1)	28.78s (1)
12 MONTANA EXPRESS	2	0.4m	2:37.03	56.88s (1)	28.81s (2)
7 GLENEAGLE WARRIOR	3	13.0m	2:37.99	57.48s (1)	28.88s (2)
1 KIAMASROSIE	4	13.3m	2:38.01	59.87s (0)	29.96s (0)
9 KWASII	5	14.5m	2:38.10	58.59s (1)	29.50s (1)
5 COULDNTELLYA	6	20.5m	2:38.56	57.66s (1)	29.73s (2)
10 TODAY'S HERO	7	23.1m	2:38.76	59.95s (0)	29.93s (0)
6 ARK ME	8	23.8m	2:38.81	59.66s (0)	29.65s (0)
8 WILLSINTOWN	9	31.7m	2:39.41	60.90s (0)	30.87s (0)
11 MISTER ARTIKULATE	10	42.9m	2:40.26	60.33s (1)	31.20s (1)

Finish Position and metres gained from 800m



Sectionals
Powered by

PJ HARNESS ANALYSER **NEW**

Learn the power of sectionals

Check us out at www.pjdata.com.au

The Racing Queensland Board (trading as Racing Queensland) and provider are not responsible for the completeness or accuracy of any of the information contained herein, and makes no representations about its suitability for any purpose.


Albion Park Race 6 Distance 2138m

Thursday, 5 November 2020

Gross Time: 2:34.70 MileRate: 1:56.40 LeadTime: 36.10s First Qtr: 30.30s Second Qtr: 30.10s Third Qtr: 28.60s Fourth Qtr: 29.60s

NoHorse	Plc	Margin	Time	800Time (W)	400 Time (W)
7 CHANTREY	1	0.0m	2:34.70	58.20s (0)	29.60s (0)
6 INTRANSIT	2	0.8m	2:34.76	57.33s (1)	29.07s (2)
1 IDEAL SITUATION	3	1.7m	2:34.83	58.02s (0)	29.42s (0)
9 IMA TOP TYCOON	4	3.6m	2:34.98	58.17s (1)	29.56s (1)
2 THREO	5	5.2m	2:35.10	57.97s (0)	29.34s (0)
10 HES OKEY DOKEY	6	5.8m	2:35.15	57.39s (1)	29.07s (2)
3 DYNAMIC BROMAC	7	7.8m	2:35.31	58.17s (1)	29.56s (1)
5 MAKE MINE JOE	8	10.0m	2:35.48	58.01s (0)	29.34s (0)
8 WATTLEBANK FLYER	9	14.7m	2:35.84	57.64s (1)	29.31s (2)

Finish Position and metres gained from 800m



Sectionals
Powered by

PJ HARNESS ANALYSER **NEW**

Learn the power of sectionals

Check us out at www.pjdata.com.au

The Racing Queensland Board (trading as Racing Queensland) and provider are not responsible for the completeness or accuracy of any of the information contained herein, and makes no representations about its suitability for any purpose.

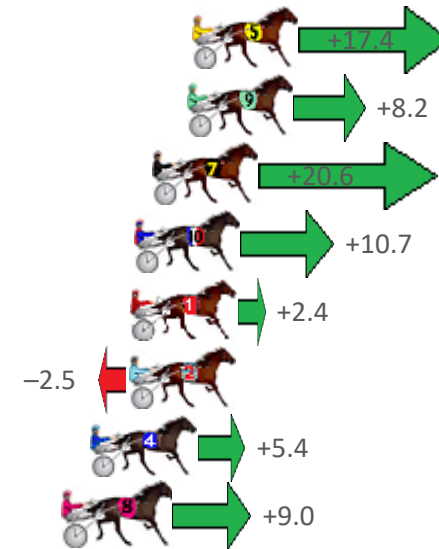
Albion Park Race 7 Distance 1660m

Thursday, 5 November 2020

Gross Time: 1:59.90 MileRate: 1:56.20 LeadTime: 3.50s First Qtr: 27.20s Second Qtr: 31.30s Third Qtr: 28.70s Fourth Qtr: 29.20s

NoHorse	Plc	Margin	Time	800Time (W)	400 Time (W)
5 MONTEREY JACK	1	0.0m	1:59.90	56.65s (1)	28.40s (1)
9 ITSMEGS	2	0.2m	1:59.92	57.31s (1)	29.04s (1)
7 JOEY LINCOLN	3	1.6m	2:00.02	56.42s (1)	28.17s (1)
10 BUKTHSYSTEM	4	2.3m	2:00.08	57.13s (1)	28.87s (1)
1 SONNY ORLANDO	5	2.4m	2:00.08	57.73s (0)	29.05s (0)
2 WANJIRU	6	2.5m	2:00.09	58.08s (0)	29.38s (0)
4 BRIGHTON PRINCE	7	4.0m	2:00.21	57.51s (0)	28.87s (0)
8 ALL GOOD	8	5.0m	2:00.28	57.25s (0)	28.60s (0)

Finish Position and metres gained from 800m



Sectionals
Powered by

PJ HARNESS ANALYSER **NEW**

Learn the power of sectionals

Check us out at www.pjdata.com.au

The Racing Queensland Board (trading as Racing Queensland) and provider are not responsible for the completeness or accuracy of any of the information contained herein, and makes no representations about its suitability for any purpose.


Albion Park Race 8 Distance 1660m

Thursday, 5 November 2020

Gross Time: 1:58.50 MileRate: 1:54.80 LeadTime: 3.50s First Qtr: 28.20s Second Qtr: 29.90s Third Qtr: 28.30s Fourth Qtr: 28.60s

NoHorse	Plc	Margin	Time	800Time (W)	400 Time (W)
5 PETITE PAREE	1	0.0m	1:58.50	55.60s (1)	27.35s (1)
3 BLISSFULDAY	2	1.5m	1:58.61	56.64s (1)	28.44s (1)
8 BLUE SHARD	3	4.3m	1:58.82	56.91s (0)	28.61s (0)
1 COPPICE	4	4.4m	1:58.83	57.21s (0)	28.91s (0)
9 SEAMARK	5	6.4m	1:58.98	56.73s (0)	28.43s (0)
4 RANCHO MAN	6	7.5m	1:59.06	56.75s (1)	28.51s (1)
10 PRINCE JOY	7	9.2m	1:59.19	56.56s (1)	28.32s (1)
6 SUNNY RICE	8	11.8m	1:59.39	56.26s (0)	28.03s (0)
2 PITTSWORTH MAN	9	12.6m	1:59.45	56.86s (0)	28.49s (0)
7 JILLIBY JACKPOT	10	17.9m	1:59.84	56.20s (1)	28.61s (2)

Finish Position and metres gained from 800m



Sectionals
Powered by

PJ HARNESS ANALYSER **NEW**

Learn the power of sectionals

Check us out at www.pjdata.com.au

The Racing Queensland Board (trading as Racing Queensland) and provider are not responsible for the completeness or accuracy of any of the information contained herein, and makes no representations about its suitability for any purpose.

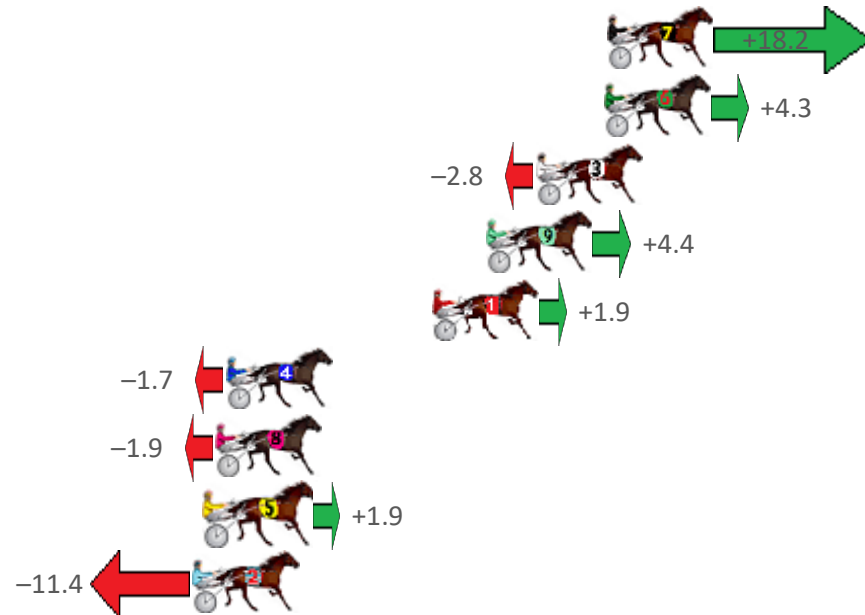
Albion Park Race 9 Distance 1660m

Thursday, 5 November 2020

Gross Time: 2:01.00 MileRate: 1:57.30 LeadTime: 3.50s First Qtr: 27.90s Second Qtr: 30.70s Third Qtr: 29.40s Fourth Qtr: 29.50s

NoHorse	Plc	Margin	Time	800Time (W)	400 Time (W)
7 CROWN MOJO	1	0.0m	2:01.00	57.57s (1)	28.41s (1)
6 RUNFORTHROSES	2	0.1m	2:01.01	58.59s (0)	29.20s (0)
3 STUDLEIGH WILL	3	2.8m	2:01.22	59.10s (0)	29.71s (0)
9 MISTERRIODEJANEIRO	4	4.8m	2:01.37	58.58s (1)	29.38s (1)
1 TACTFILLY MAGIC	5	6.9m	2:01.53	58.76s (0)	29.38s (0)
4 APACHE WIND	6	15.1m	2:02.17	59.02s (1)	29.83s (1)
8 JUST ONE GOOD ONE	7	15.5m	2:02.20	59.04s (0)	29.68s (0)
5 MOONLIGHT BUTCHER	8	15.9m	2:02.23	58.76s (0)	29.24s (1)
2 RAINBOW STYLING	9	16.4m	2:02.27	59.73s (1)	30.54s (1)

Finish Position and metres gained from 800m



Sectionals
Powered by

PJ HARNESS ANALYSER **NEW**

Learn the power of sectionals

Check us out at www.pjdata.com.au

The Racing Queensland Board (trading as Racing Queensland) and provider are not responsible for the completeness or accuracy of any of the information contained herein, and makes no representations about its suitability for any purpose.

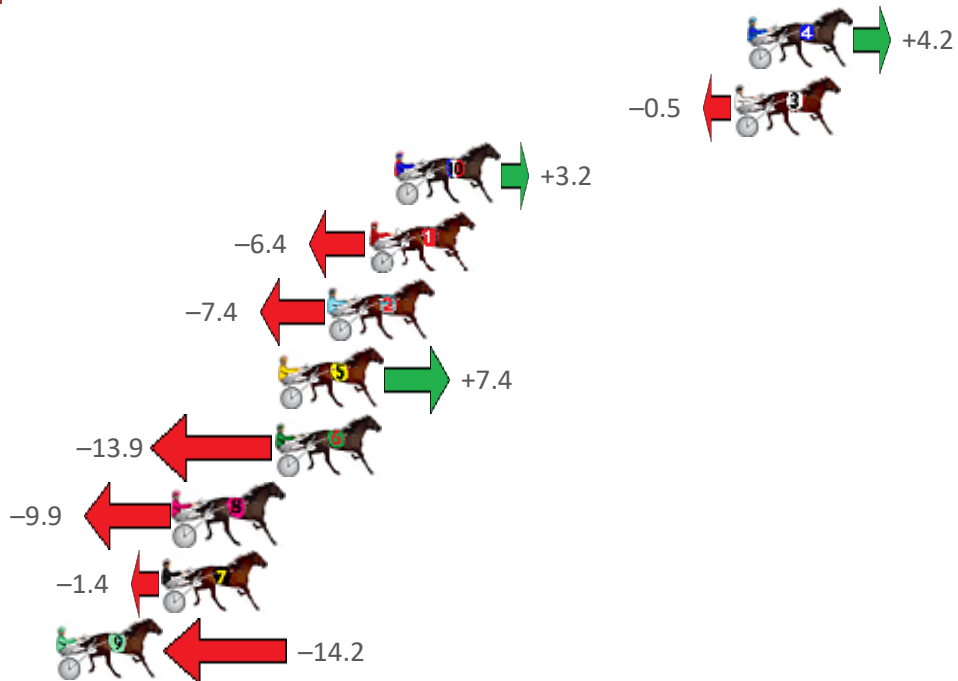
Albion Park Race 10 Distance 1660m

Thursday, 5 November 2020

Gross Time: 2:03.60 MileRate: 1:59.80 LeadTime: 3.50s First Qtr: 29.50s Second Qtr: 31.70s Third Qtr: 30.00s Fourth Qtr: 28.90s

NoHorse	Plc	Margin	Time	800Time (W)	400 Time (W)
4 SHEZALUCKYLADY	1	0.0m	2:03.60	58.59s (0)	28.58s (0)
3 NAUGHTYINHEAVEN	2	0.5m	2:03.64	58.94s (0)	28.94s (0)
10 LORD DENZEL	3	14.0m	2:04.66	58.67s (1)	29.17s (2)
1 HARRY CROFT	4	15.0m	2:04.74	59.37s (0)	29.32s (0)
2 TILDALYN	5	16.6m	2:04.86	59.44s (1)	29.65s (2)
5 ROCK THE HOUSE	6	18.6m	2:05.01	58.36s (1)	29.20s (3)
6 TRACES OF TARA	7	18.7m	2:05.02	59.92s (1)	29.98s (1)
8 TICK OF THE CLOCK	8	22.7m	2:05.32	59.62s (0)	29.87s (1)
7 MISTER DECORUM	9	23.2m	2:05.36	59.00s (1)	29.52s (1)
9 SHEZ GOT BLING	10	27.4m	2:05.68	59.94s (1)	30.21s (3)

Finish Position and metres gained from 800m



Sectionals
Powered by

PJ HARNESS ANALYSER **NEW**

Learn the power of sectionals

Check us out at www.pjdata.com.au

The Racing Queensland Board (trading as Racing Queensland) and provider are not responsible for the completeness or accuracy of any of the information contained herein, and makes no representations about its suitability for any purpose.

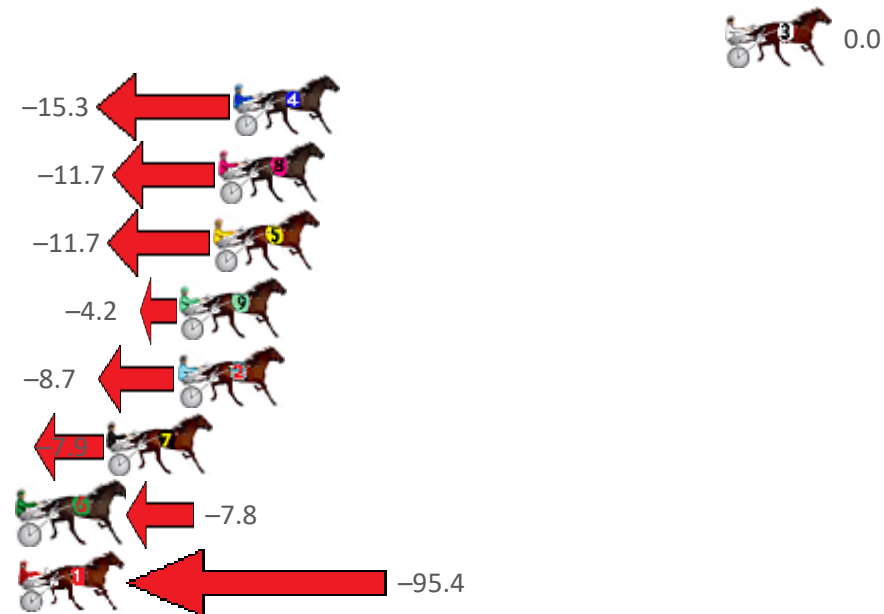
Albion Park Race 11 Distance 1660m

Thursday, 5 November 2020

Gross Time: 2:01.40 MileRate: 1:57.70 LeadTime: 3.50s First Qtr: 29.00s Second Qtr: 31.90s Third Qtr: 28.90s Fourth Qtr: 28.10s

NoHorse	Plc	Margin	Time	800Time (W)	400 Time (W)
3 JAGGERS SWAGGER	1	0.0m	2:01.40	57.00s (0)	28.10s (0)
4 MONTANA FLASH	2	19.5m	2:02.84	58.08s (1)	29.06s (0)
8 SHESFEELINPRECIOUS	3	20.1m	2:02.88	57.83s (0)	28.74s (0)
5 GLITTER STRIP	4	20.3m	2:02.90	57.83s (1)	29.28s (1)
9 VOODOO FELLA	5	21.6m	2:03.00	57.30s (1)	28.94s (2)
2 TIMENPATIENCE	6	21.7m	2:03.00	57.62s (1)	29.04s (1)
7 MAYWYN TROUBADOU	7	24.5m	2:03.21	57.56s (0)	28.88s (1)
6 AROONA	8	29.6m	2:03.59	57.55s (1)	28.73s (0)
1 SILENCETHECRITIC	9	99.6m	2:08.76	63.76s (0)	32.26s (0)

Finish Position and metres gained from 800m



Sectionals
Powered by

PJ HARNES ANALYSER **NEW**

Learn the power of sectionals

Check us out at www.pjdata.com.au

The Racing Queensland Board (trading as Racing Queensland) and provider are not responsible for the completeness or accuracy of any of the information contained herein, and makes no representations about its suitability for any purpose.