


Redcliffe Race 1 Distance 2040m

Sunday, 1 November 2020

Gross Time: 2:29.40 MileRate: 1:57.80 LeadTime: 29.80s First Qtr: 31.20s Second Qtr: 29.50s Third Qtr: 28.40s Fourth Qtr: 30.50s

NoHorse	Plc	Margin	Time	800Time (W)	400 Time (W)
8 GOTTA MOMENT	1	0.0m	2:29.40	58.26s (1)	30.08s (2)
2 ADRENALINE RUSH	2	0.5m	2:29.44	58.85s (0)	30.54s (0)
4 CHANCELESS CENTURY	3	2.3m	2:29.58	59.07s (1)	30.61s (1)
7 ALI DOWNUNDER	4	4.5m	2:29.76	58.79s (0)	30.45s (0)
6 THREO	5	7.2m	2:29.97	58.67s (0)	30.26s (0)
5 DOLLARBILL	6	10.6m	2:30.25	58.67s (1)	30.33s (1)
3 ROCKNROLL DUDE	7	21.5m	2:31.12	60.15s (1)	31.60s (1)

Finish Position and metres gained from 800m



Sectionals
Powered by

PJ HARNESS ANALYSER **NEW**
Learn the power of sectionals
Coming 29 October 2020 – Check it out at www.pjdata.com.au

The Racing Queensland Board (trading as Racing Queensland) and provider are not responsible for the completeness or accuracy of any of the information contained herein, and makes no representations about its suitability for any purpose.


Redcliffe Race 2 Distance 1780m

Sunday, 1 November 2020

Gross Time: 2:10.40 MileRate: 1:57.90 LeadTime: 11.40s First Qtr: 31.40s Second Qtr: 30.00s Third Qtr: 28.70s Fourth Qtr: 28.90s

NoHorse	Plc	Margin	Time	800Time (W)	400 Time (W)
3 FROST EN ICE	1	0.0m	2:10.40	57.60s (0)	28.90s (0)
5 SHADYS DELIGHT	2	24.1m	2:12.23	58.37s (1)	29.47s (1)
6 WANJIRU	3	34.1m	2:12.99	58.64s (1)	29.74s (1)
4 BONNIES CAM	4	37.8m	2:13.27	59.99s (1)	31.00s (1)
8 CAPTAIN THUNDERBOL	5	42.4m	2:13.62	60.01s (1)	31.06s (0)
2 GO ANNE GO	6	46.8m	2:13.95	60.64s (0)	31.72s (0)
1 PLAYING ARKABELLA	7	47.3m	2:13.99	60.30s (0)	30.96s (0)
9 SWEET SANGRIA	8	47.6m	2:14.01	60.99s (1)	32.02s (1)
7 BETTING BARON	9	55.0m	2:14.57	60.51s (0)	31.18s (0)

Finish Position and metres gained from 800m



Sectionals
Powered by

PJ HARNESS ANALYSER **NEW**

Learn the power of sectionals

Coming 29 October 2020 – Check it out at www.pjdata.com.au

The Racing Queensland Board (trading as Racing Queensland) and provider are not responsible for the completeness or accuracy of any of the information contained herein, and makes no representations about its suitability for any purpose.


Redcliffe Race 3 Distance 1780m

Sunday, 1 November 2020

Gross Time: 2:14.00 MileRate: 2:01.20 LeadTime: 11.40s First Qtr: 32.10s Second Qtr: 31.30s Third Qtr: 29.60s Fourth Qtr: 29.60s

NoHorse	Plc	Margin	Time	800Time (W)	400 Time (W)
3 BEEF CITY STARZZZ	1	0.0m	2:14.00	59.20s (0)	29.60s (0)
4 ABERCROMBIE TAB	2	2.5m	2:14.19	59.34s (1)	29.68s (1)
2 DOWNTOWN LUCCA	3	2.5m	2:14.19	59.07s (0)	29.43s (0)
6 WAVEDANCER	4	5.7m	2:14.44	58.93s (1)	29.40s (2)
8 BARONE	5	8.5m	2:14.66	59.44s (1)	30.03s (2)
7 WHATELEY	6	9.2m	2:14.71	58.88s (0)	29.41s (0)
1 FORBIDDEN FEELINGS	7	9.9m	2:14.77	59.25s (0)	29.77s (1)
5 APACHE WHITESOX	8	10.9m	2:14.85	58.97s (1)	29.47s (2)

Finish Position and metres gained from 800m



Sectionals
Powered by

PJ HARNESS ANALYSER **NEW**

Learn the power of sectionals

Coming 29 October 2020 – Check it out at www.pjdata.com.au

The Racing Queensland Board (trading as Racing Queensland) and provider are not responsible for the completeness or accuracy of any of the information contained herein, and makes no representations about its suitability for any purpose.

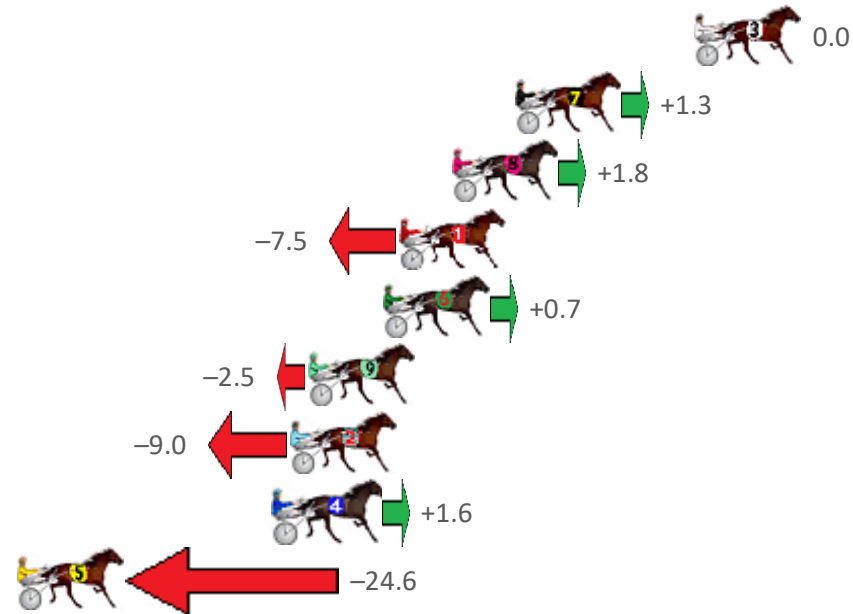
Redcliffe Race 4 Distance 1780m

Sunday, 1 November 2020

Gross Time: 2:11.20 MileRate: 1:58.60 LeadTime: 11.50s First Qtr: 29.20s Second Qtr: 31.70s Third Qtr: 28.70s Fourth Qtr: 30.10s

NoHorse	Plc	Margin	Time	800Time (W)	400 Time (W)
3 ALL GOOD WALLY	1	0.0m	2:11.20	58.80s (0)	30.10s (0)
7 KETTERING GIRL	2	7.1m	2:11.76	58.70s (0)	29.84s (0)
8 FIRE ME UP	3	9.6m	2:11.96	58.67s (1)	29.73s (2)
1 MOONLIGHT BUTCHER	4	11.7m	2:12.12	59.35s (0)	30.56s (0)
6 HIT THE TRACK	5	12.3m	2:12.17	58.75s (0)	29.88s (0)
9 COBBLER LANE	6	15.3m	2:12.41	58.98s (2)	30.89s (2)
2 NESTERS HILL	7	16.0m	2:12.46	59.46s (1)	30.49s (1)
4 PAGO PAGO	8	16.6m	2:12.51	58.68s (2)	30.64s (2)
5 STONE CRACKER	9	26.8m	2:13.31	60.60s (1)	31.61s (1)

Finish Position and metres gained from 800m



Sectionals
Powered by

PJ HARNESS ANALYSER **NEW**

Learn the power of sectionals

Coming 29 October 2020 – Check it out at www.pjdata.com.au

The Racing Queensland Board (trading as Racing Queensland) and provider are not responsible for the completeness or accuracy of any of the information contained herein, and makes no representations about its suitability for any purpose.

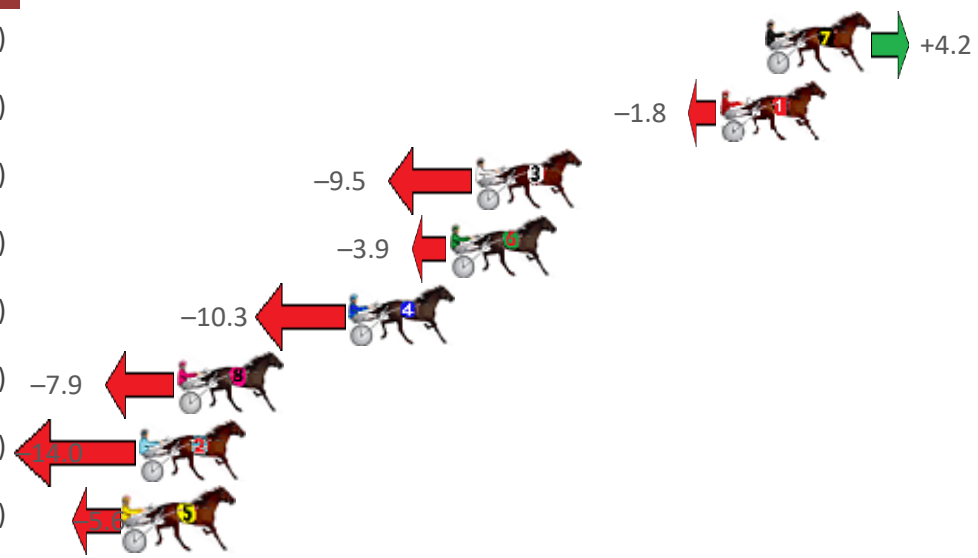
Redcliffe Race 5 Distance 1780m

Sunday, 1 November 2020

Gross Time: 2:13.80 MileRate: 2:01.00 LeadTime: 11.60s First Qtr: 30.50s Second Qtr: 32.10s Third Qtr: 30.60s Fourth Qtr: 29.00s

NoHorse	Plc	Margin	Time	800Time (W)	400 Time (W)
7 GOSLING IN FLIGHT	1	0.0m	2:13.80	59.29s (0)	28.70s (0)
1 TORQUE TO THE MAX	2	1.8m	2:13.94	59.73s (0)	29.13s (0)
3 ALWAYS AT NIGHT	3	11.5m	2:14.68	60.30s (1)	29.66s (1)
6 BUSTABALLOON	4	12.5m	2:14.75	59.89s (0)	29.22s (0)
4 BARBOO	5	16.5m	2:15.06	60.36s (1)	29.68s (1)
8 ARCHILLES	6	23.3m	2:15.57	60.19s (1)	29.96s (2)
2 MANOFLISA	7	24.8m	2:15.69	60.64s (1)	30.37s (2)
5 PITTSWORTH MAN	8	25.4m	2:15.73	60.01s (1)	29.75s (2)

Finish Position and metres gained from 800m



Sectionals
Powered by

PJ HARNESS ANALYSER **NEW**

Learn the power of sectionals

Coming 29 October 2020 – Check it out at www.pjdata.com.au

The Racing Queensland Board (trading as Racing Queensland) and provider are not responsible for the completeness or accuracy of any of the information contained herein, and makes no representations about its suitability for any purpose.

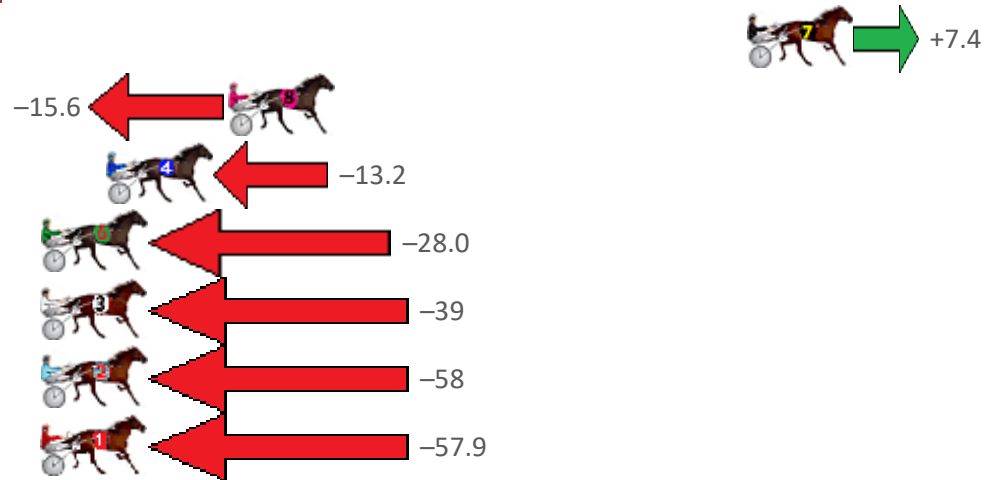
Redcliffe Race 6 Distance 1780m

Sunday, 1 November 2020

Gross Time: 2:12.00 MileRate: 1:59.30 LeadTime: 11.80s First Qtr: 31.00s Second Qtr: 31.50s Third Qtr: 29.20s Fourth Qtr: 28.50s

NoHorse	Plc	Margin	Time	800Time (W)	400 Time (W)
7 BLISSFULDAY	1	0.0m	2:12.00	57.17s (2)	28.50s (0)
8 VOODOO FELLA	2	20.6m	2:13.54	58.82s (1)	29.10s (1)
4 WRITEABOUTCHELSEA	3	25.4m	2:13.90	58.65s (2)	29.99s (2)
6 CHUMP CHOP	4	37.4m	2:14.80	59.71s (0)	29.93s (1)
3 A ROCKNROLL LEGACY	5	38.8m	2:14.90	60.44s (1)	30.82s (1)
2 PATCHWORK JET	6	57.8m	2:16.33	61.85s (0)	32.10s (0)
1 MANY DELIGHTS	7	62.5m	2:16.68	61.85s (0)	31.99s (0)

Finish Position and metres gained from 800m



Sectionals
Powered by

PJ HARNESS ANALYSER **NEW**

Learn the power of sectionals

Coming 29 October 2020 – Check it out at www.pjdata.com.au

The Racing Queensland Board (trading as Racing Queensland) and provider are not responsible for the completeness or accuracy of any of the information contained herein, and makes no representations about its suitability for any purpose.

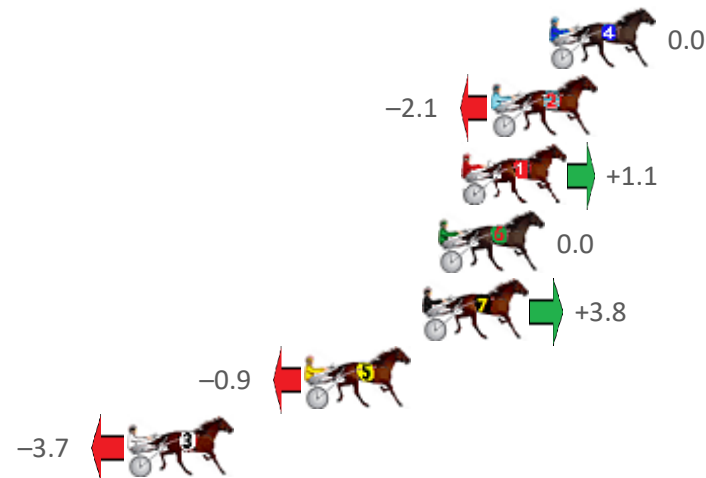
Redcliffe Race 7 Distance 1780m

Sunday, 1 November 2020

Gross Time: 2:11.00 MileRate: 1:58.40 LeadTime: 11.30s First Qtr: 31.40s Second Qtr: 31.40s Third Qtr: 28.10s Fourth Qtr: 28.80s

NoHorse	Plc	Margin	Time	800Time (W)	400 Time (W)
4 BURMACH	1	0.0m	2:11.00	56.90s (0)	28.80s (0)
2 MAJORDOIT	2	2.3m	2:11.17	57.05s (1)	28.75s (1)
1 FRANCISCO DE GORE	3	3.5m	2:11.26	56.82s (0)	28.71s (0)
6 WINKANDITSOVER	4	4.4m	2:11.33	56.90s (1)	28.61s (2)
7 BET IM SPECIAL	5	5.0m	2:11.38	56.63s (0)	28.48s (0)
5 SPRINGFIELD SPIRIT	6	9.7m	2:11.73	56.96s (1)	28.68s (1)
3 SO BOBS YOUR UNCLE	7	16.7m	2:12.26	57.16s (0)	29.01s (0)

Finish Position and metres gained from 800m



Sectionals
Powered by

PJ HARNESS ANALYSER **NEW**

Learn the power of sectionals

Coming 29 October 2020 – Check it out at www.pjdata.com.au

The Racing Queensland Board (trading as Racing Queensland) and provider are not responsible for the completeness or accuracy of any of the information contained herein, and makes no representations about its suitability for any purpose.

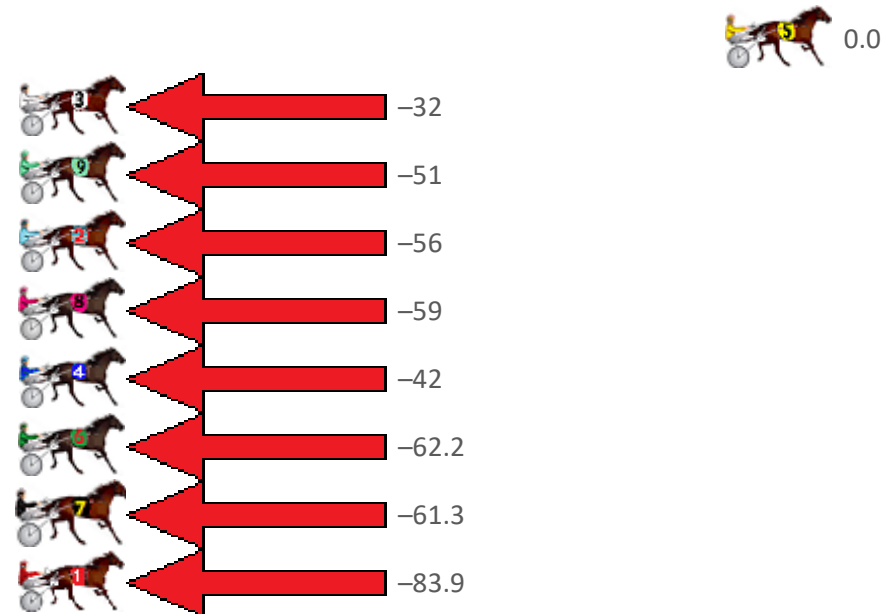
Redcliffe Race 8 Distance 1780m

Sunday, 1 November 2020

Gross Time: 2:11.80 MileRate: 1:59.20 LeadTime: 11.00s First Qtr: 30.70s Second Qtr: 30.80s Third Qtr: 28.80s Fourth Qtr: 30.50s

NoHorse	Plc	Margin	Time	800Time (W)	400 Time (W)
5 ROUSEY	1	0.0m	2:11.80	59.30s (0)	30.50s (0)
3 SOMEWHEREINHEAVEN	2	51.7m	2:15.93	61.62s (0)	30.89s (2)
9 WHATA REACTOR	3	58.3m	2:16.45	63.02s (1)	32.98s (2)
2 OOZINVILLE	4	60.1m	2:16.60	63.38s (0)	33.51s (0)
8 ITS YOU NOT ME	5	62.0m	2:16.75	63.65s (1)	33.49s (1)
4 SWEET SCOOT	6	63.0m	2:16.83	62.40s (1)	32.05s (1)
6 TEACHERS PET	7	76.6m	2:17.91	63.88s (1)	33.75s (0)
7 STAR OF WONDER	8	76.9m	2:17.94	63.82s (0)	32.75s (0)
1 OUR MASQUERADE	9	95.1m	2:19.39	65.48s (0)	34.48s (0)

Finish Position and metres gained from 800m



Sectionals
Powered by

PJ HARNESS ANALYSER **NEW**

Learn the power of sectionals

Coming 29 October 2020 – Check it out at www.pjdata.com.au

The Racing Queensland Board (trading as Racing Queensland) and provider are not responsible for the completeness or accuracy of any of the information contained herein, and makes no representations about its suitability for any purpose.