

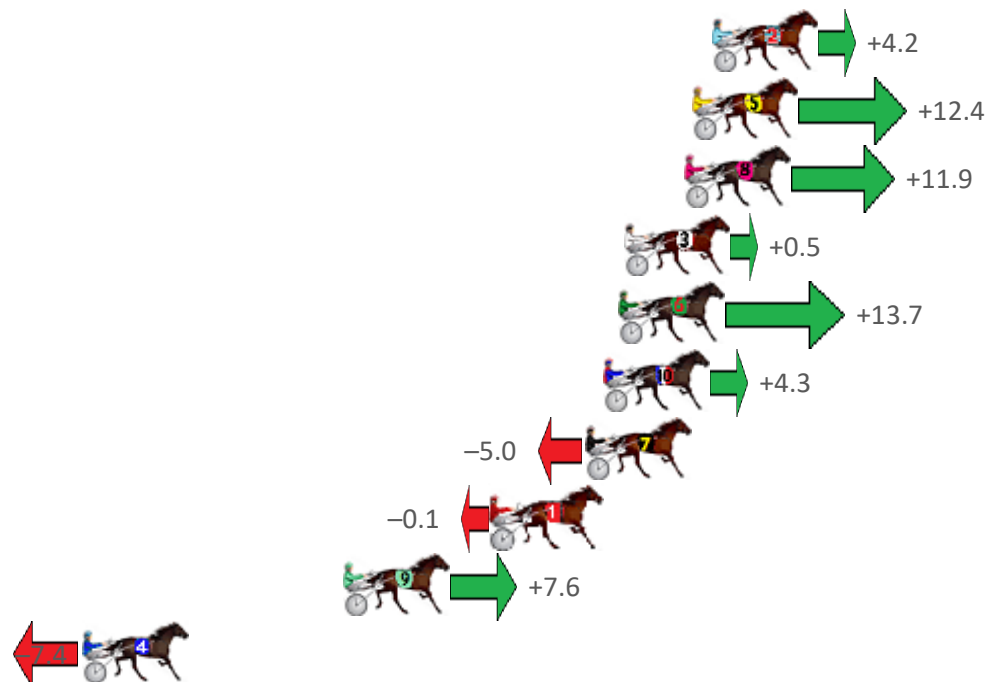
Albion Park Race 1 Distance 1660m

Friday, 16 October 2020

Gross Time: 1:59.10 MileRate: 1:55.50 LeadTime: 3.40s First Qtr: 26.60s Second Qtr: 31.20s Third Qtr: 29.40s Fourth Qtr: 28.50s

NoHorse	Plc	Margin	Time	800Time (W)	400 Time (W)
2 ROLL WITH ROCKY	1	0.0m	1:59.10	57.60s (0)	28.16s (0)
5 IDEAL TIGER	2	0.8m	1:59.16	57.01s (1)	28.13s (2)
8 LITTLELIONELJAMES	3	1.1m	1:59.18	57.04s (0)	27.59s (0)
3 JOVIAL JULIE	4	3.5m	1:59.36	57.86s (1)	28.68s (1)
6 CHANCELESS CENTURY	5	3.7m	1:59.38	56.91s (0)	27.98s (1)
10 ALE ALE KAI	6	4.3m	1:59.42	57.59s (1)	28.41s (1)
7 NOTORIOUS	7	5.0m	1:59.47	58.26s (0)	28.85s (0)
1 ARK ME	8	8.7m	1:59.75	57.91s (0)	28.45s (0)
9 IN THE PAPER	9	14.6m	2:00.19	57.35s (0)	28.39s (2)
4 YOUROCKANNA	10	25.0m	2:00.97	58.43s (1)	29.46s (2)

Finish Position and metres gained from 800m



Sectionals
Powered by



Home of Australian Harness Sectionals

Get your sectionals delivered to your inbox daily

Check out www.pjdata.com.au



The Racing Queensland Board (trading as Racing Queensland) and provider are not responsible for the completeness or accuracy of any of the information contained herein, and makes no representations about its suitability for any purpose.

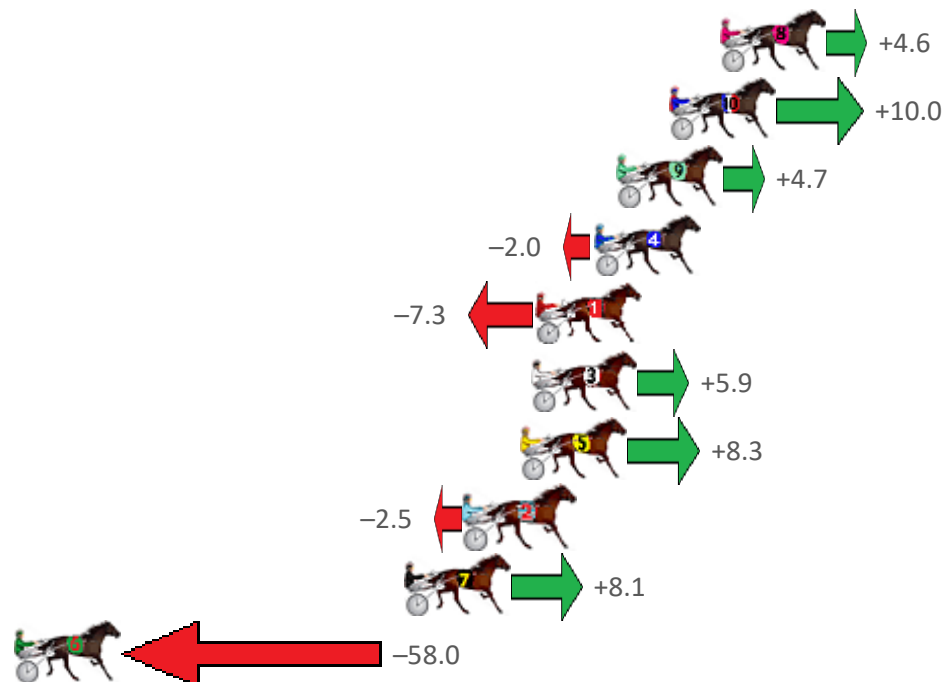
Albion Park Race 2 Distance 1660m

Friday, 16 October 2020

Gross Time: 1:58.50 MileRate: 1:54.90 LeadTime: 3.40s First Qtr: 27.30s Second Qtr: 30.00s Third Qtr: 28.70s Fourth Qtr: 29.10s

NoHorse	Plc	Margin	Time	800Time (W)	400 Time (W)
8 WATTLEBANK FLYER	1	0.0m	1:58.50	57.47s (0)	28.75s (0)
10 INTRANSIT	2	2.0m	1:58.65	57.08s (1)	28.54s (2)
9 THREE MUGS IN	3	4.1m	1:58.81	57.46s (0)	28.72s (0)
4 MARK DENNIS	4	5.0m	1:58.88	57.94s (1)	29.29s (1)
1 COMPLY OR DIE	5	7.3m	1:59.06	58.32s (0)	29.63s (0)
3 IDEAL SITUATION	6	7.5m	1:59.07	57.38s (0)	28.67s (0)
5 SPRINGFIELD SPIRIT	7	7.9m	1:59.10	57.20s (1)	28.72s (1)
2 DYNAMIC BROMAC	8	10.1m	1:59.27	57.98s (1)	29.35s (1)
7 IMA TOP TYCOON	9	12.5m	1:59.45	57.22s (1)	28.96s (2)
6 ULTIMATE AD	10	83.0m	2:04.84	61.97s (0)	32.07s (0)

Finish Position and metres gained from 800m



Sectionals
Powered by



Home of Australian Harness Sectionals

Get your sectionals delivered to your inbox daily

Check out www.pjdata.com.au



The Racing Queensland Board (trading as Racing Queensland) and provider are not responsible for the completeness or accuracy of any of the information contained herein, and makes no representations about its suitability for any purpose.

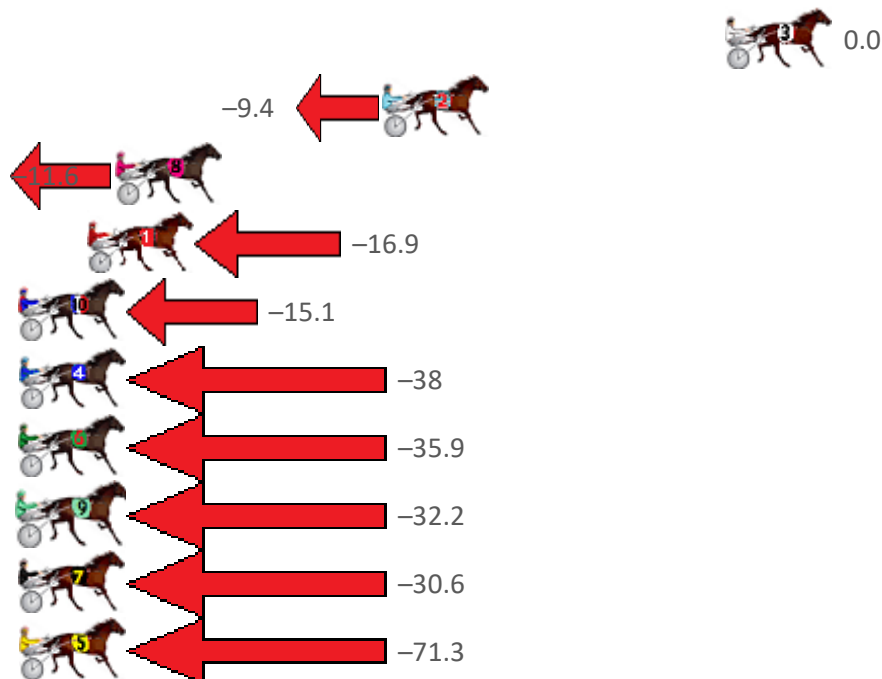
Albion Park Race 3 Distance 1660m

Friday, 16 October 2020

Gross Time: 1:58.60 MileRate: 1:55.00 LeadTime: 3.40s First Qtr: 28.80s Second Qtr: 31.20s Third Qtr: 28.10s Fourth Qtr: 27.10s

NoHorse	Plc	Margin	Time	800Time (W)	400 Time (W)
3 MAJOR FERNCO	1	0.0m	1:58.60	55.20s (0)	27.10s (0)
2 OUR RIDGY DIDGE	2	13.6m	1:59.57	55.84s (0)	27.71s (0)
8 SHEZ ALL STYLE	3	24.2m	2:00.33	56.00s (0)	27.80s (0)
1 WHERE'S TASCOTT	4	25.3m	2:00.41	56.36s (0)	28.20s (0)
10 MOTU AMETHYST	5	30.7m	2:00.79	56.24s (1)	28.16s (1)
4 HUNTAWAY	6	40.2m	2:01.47	57.75s (1)	29.50s (1)
6 FOUR FOR FOUR	7	41.9m	2:01.59	57.66s (2)	29.42s (2)
9 JILLIBY JACKPOT	8	43.6m	2:01.71	57.41s (1)	29.34s (3)
7 BRONSKI MACARENA	9	47.4m	2:01.98	57.30s (0)	28.97s (0)
5 SEAMARK	10	78.5m	2:04.20	60.09s (1)	31.66s (1)

Finish Position and metres gained from 800m



Sectionals
Powered by



Home of Australian Harness Sectionals

Get your sectionals delivered to your inbox daily

Check out www.pjdata.com.au



The Racing Queensland Board (trading as Racing Queensland) and provider are not responsible for the completeness or accuracy of any of the information contained herein, and makes no representations about its suitability for any purpose.

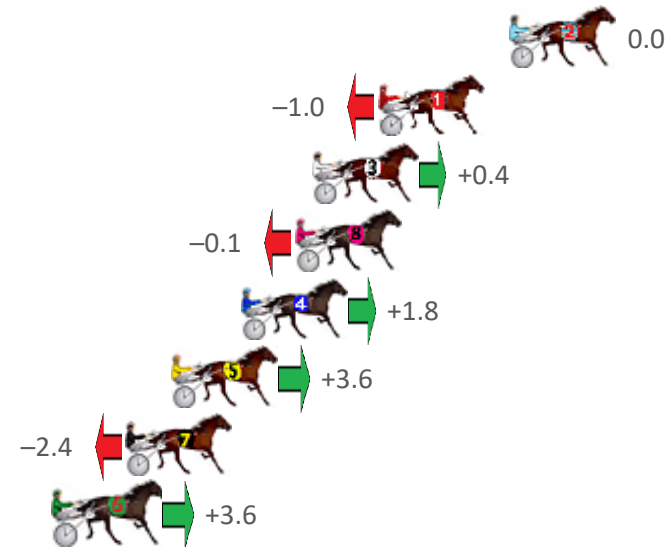
Albion Park Race 4 Distance 1660m

Friday, 16 October 2020

Gross Time: 2:00.60 MileRate: 1:56.90 LeadTime: 3.40s First Qtr: 29.00s Second Qtr: 31.50s Third Qtr: 29.10s Fourth Qtr: 27.60s

NoHorse	Plc	Margin	Time	800Time (W)	400 Time (W)
2 KEY LARGO	1	0.0m	2:00.60	56.70s (0)	27.60s (0)
1 OUR BONDI BEACH	2	5.2m	2:00.98	56.77s (0)	27.67s (0)
3 IMASPORTSSTAR	3	7.8m	2:01.17	56.67s (1)	27.79s (1)
8 PSYCHEDELIC	4	8.5m	2:01.22	56.71s (0)	27.61s (0)
4 CLASSIE AMERICAN	5	10.6m	2:01.37	56.57s (1)	27.70s (1)
5 BUMPER	6	13.4m	2:01.57	56.45s (1)	28.03s (2)
7 IM COMPLIANT	7	15.2m	2:01.70	56.87s (0)	27.76s (0)
6 ITZ MY GENERATION	8	18.0m	2:01.91	56.45s (1)	28.04s (2)

Finish Position and metres gained from 800m



Sectionals
Powered by



Home of Australian Harness Sectionals

Get your sectionals delivered to your inbox daily

Check out www.pjdata.com.au



The Racing Queensland Board (trading as Racing Queensland) and provider are not responsible for the completeness or accuracy of any of the information contained herein, and makes no representations about its suitability for any purpose.

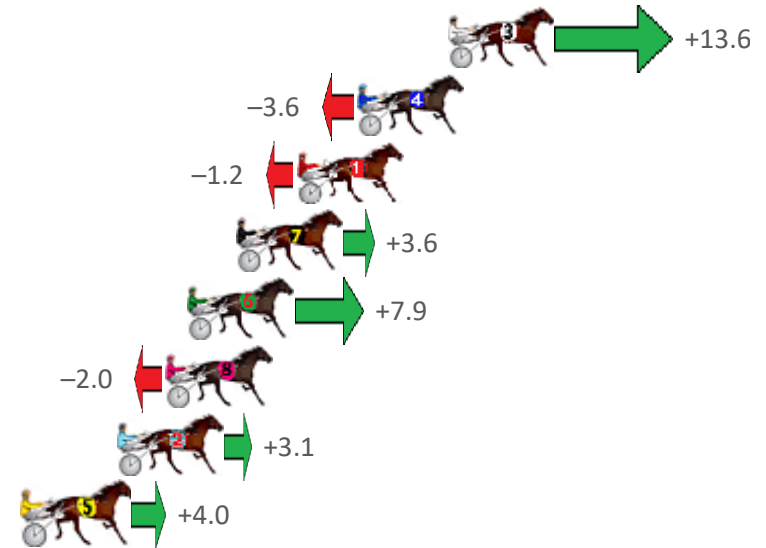
Albion Park Race 5 Distance 2138m

Friday, 16 October 2020

Gross Time: 2:36.10 MileRate: 1:57.50 LeadTime: 37.70s First Qtr: 30.80s Second Qtr: 29.80s Third Qtr: 28.50s Fourth Qtr: 29.30s

NoHorse	Plc	Margin	Time	800Time (W)	400 Time (W)
3 KINGOFTHESTARS	1	0.0m	2:36.10	56.82s (0)	28.37s (1)
4 GOTTA MOMENT	2	3.6m	2:36.38	58.06s (0)	29.56s (0)
1 TYPHOON STRIDE	3	6.0m	2:36.56	57.89s (0)	29.42s (0)
7 B MAC C	4	8.4m	2:36.75	57.54s (1)	29.66s (1)
6 LOYOLA TRIOS	5	10.3m	2:36.89	57.23s (0)	28.94s (0)
8 ALI DOWNUNDER	6	11.2m	2:36.96	57.94s (0)	29.47s (0)
2 LIFES A JUNGLE	7	13.1m	2:37.11	57.58s (1)	29.63s (1)
5 WHOSTOLEMYPIGEON	8	16.8m	2:37.39	57.51s (1)	29.26s (1)

Finish Position and metres gained from 800m



Sectionals
Powered by



Home of Australian Harness Sectionals

Get your sectionals delivered to your inbox daily

Check out www.pjdata.com.au



The Racing Queensland Board (trading as Racing Queensland) and provider are not responsible for the completeness or accuracy of any of the information contained herein, and makes no representations about its suitability for any purpose.

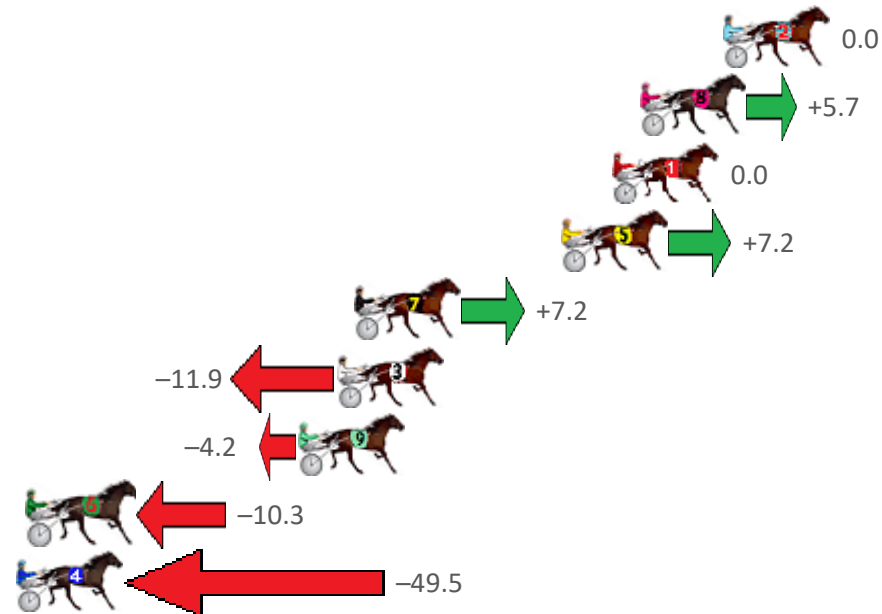
Albion Park Race 6 Distance 2138m

Friday, 16 October 2020

Gross Time: 2:39.00 MileRate: 1:59.70 LeadTime: 38.30s First Qtr: 30.70s Second Qtr: 32.00s Third Qtr: 29.20s Fourth Qtr: 28.80s

NoHorse	Plc	Margin	Time	800Time (W)	400 Time (W)
2 IL MAXIMUS	1	0.0m	2:39.00	58.00s (0)	28.80s (0)
8 SONNY ORLANDO	2	3.3m	2:39.25	57.59s (0)	28.36s (0)
1 BRIGHTON PRINCE	3	4.4m	2:39.33	58.00s (0)	28.77s (0)
5 DEVOUGED	4	6.4m	2:39.48	57.48s (0)	28.28s (0)
7 VENUS JUJON	5	14.6m	2:40.10	57.48s (1)	29.04s (2)
3 LARRY LINCOLN	6	15.3m	2:40.16	58.86s (1)	29.65s (1)
9 SWEET SANGRIA	7	16.8m	2:40.27	58.30s (1)	29.07s (1)
6 BILLBOARD BONNIE	8	27.5m	2:41.08	58.74s (1)	29.58s (2)
4 IMPRESSIVE DIAMOND	9	57.3m	2:43.33	61.57s (1)	32.32s (1)

Finish Position and metres gained from 800m



Sectionals
Powered by



Home of Australian Harness Sectionals

Get your sectionals delivered to your inbox daily

Check out www.pjdata.com.au



The Racing Queensland Board (trading as Racing Queensland) and provider are not responsible for the completeness or accuracy of any of the information contained herein, and makes no representations about its suitability for any purpose.

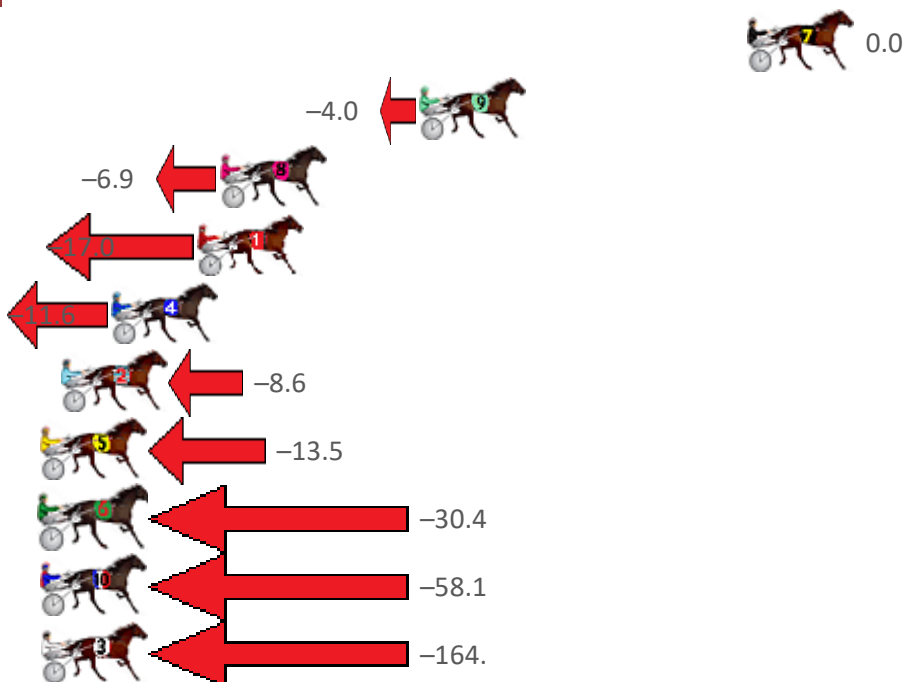
Albion Park Race 7 Distance 1660m

Friday, 16 October 2020

Gross Time: 2:01.60 MileRate: 1:57.90 LeadTime: 3.50s First Qtr: 29.20s Second Qtr: 31.20s Third Qtr: 28.60s Fourth Qtr: 29.10s

NoHorse	Plc	Margin	Time	800Time (W)	400 Time (W)
7 KWASII	1	0.0m	2:01.60	57.70s (0)	29.10s (0)
9 FIRE ME UP	2	13.0m	2:02.59	57.99s (0)	29.00s (0)
8 ATOMIC BOMBSHELL	3	20.9m	2:03.20	58.19s (1)	29.21s (1)
1 MISS FRICTION	4	21.8m	2:03.26	58.92s (0)	29.97s (0)
4 RAINBOW STYLING	5	25.2m	2:03.52	58.53s (0)	29.55s (0)
2 FORBIDDEN FEELINGS	6	27.2m	2:03.68	58.32s (1)	29.29s (1)
5 GOSLING IN FLIGHT	7	33.5m	2:04.16	58.67s (2)	30.19s (2)
6 BOULDER CITY	8	35.4m	2:04.30	59.88s (1)	30.87s (1)
10 FAST IS BETTOR	9	108.1m	2:09.85	61.87s (0)	32.22s (0)
3 NAUGHTYINHEAVEN	10	174.1m	2:14.89	69.51s (1)	40.58s (1)

Finish Position and metres gained from 800m



Sectionals
Powered by



Home of Australian Harness Sectionals

Get your sectionals delivered to your inbox daily

Check out www.pjdata.com.au



The Racing Queensland Board (trading as Racing Queensland) and provider are not responsible for the completeness or accuracy of any of the information contained herein, and makes no representations about its suitability for any purpose.