

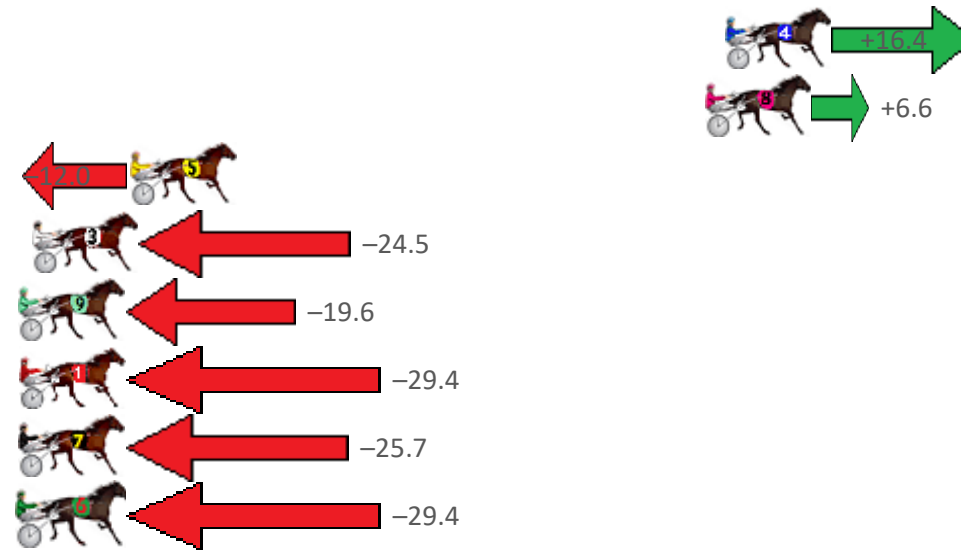
Redcliffe Race 1 Distance 1780m

Thursday, 8 October 2020

Gross Time: 2:12.30 MileRate: 1:59.60 LeadTime: 11.50s First Qtr: 30.20s Second Qtr: 30.80s Third Qtr: 29.40s Fourth Qtr: 30.40s

NoHorse	Plc	Margin	Time	800Time (W)	400 Time (W)
4 ROCKNHOLME	1	0.0m	2:12.30	58.58s (1)	29.12s (3)
8 APACHE WHITESOX	2	0.8m	2:12.36	59.31s (1)	30.46s (1)
5 ALLSPARK	3	23.6m	2:14.18	60.69s (1)	31.20s (2)
3 DIEGO DELGADO	4	27.5m	2:14.49	61.62s (1)	31.63s (1)
9 SHEMOZZLE	5	28.4m	2:14.56	61.26s (0)	31.23s (1)
1 GAME KEEPER	6	29.4m	2:14.64	61.99s (0)	32.36s (0)
7 POSER	7	30.3m	2:14.71	61.71s (0)	31.86s (0)
6 LOYOLA SIOUX	8	43.6m	2:15.77	61.99s (0)	31.81s (0)

Finish Position and metres gained from 800m



Sectionals
Powered by



Home of Australian Harness Sectionals

Get your sectionals delivered to your inbox daily

Check out www.pjdata.com.au



The Racing Queensland Board (trading as Racing Queensland) and provider are not responsible for the completeness or accuracy of any of the information contained herein, and makes no representations about its suitability for any purpose.

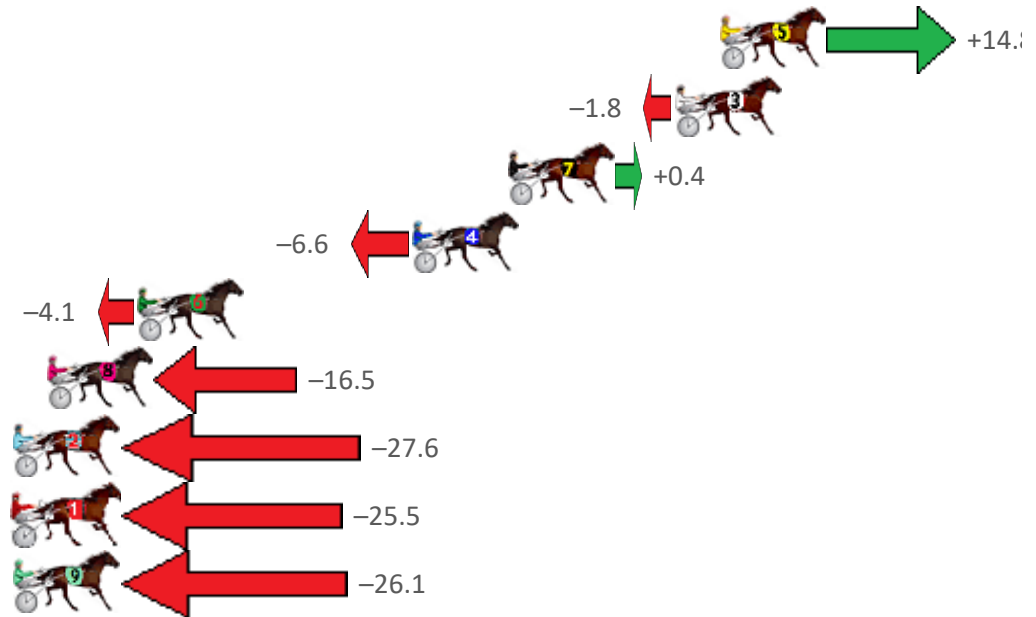
Redcliffe Race 2 Distance 1780m

Thursday, 8 October 2020

Gross Time: 2:11.70 MileRate: 1:59.10 LeadTime: 11.50s First Qtr: 29.40s Second Qtr: 31.00s Third Qtr: 29.60s Fourth Qtr: 30.20s

NoHorse	Plc	Margin	Time	800Time (W)	400 Time (W)
5 WILLSINTOWN	1	0.0m	2:11.70	58.70s (1)	28.82s (3)
3 READILY	2	1.8m	2:11.84	59.93s (0)	30.34s (0)
7 SHEZ GOT BLING	3	8.4m	2:12.36	59.77s (0)	29.93s (0)
4 LEAPING LEO	4	12.2m	2:12.66	60.29s (1)	30.92s (1)
6 KID CALVERT	5	23.1m	2:13.53	60.10s (0)	30.49s (1)
8 CHANG	6	26.7m	2:13.81	61.03s (1)	31.05s (2)
2 SCHOOPY	7	28.8m	2:13.98	61.85s (1)	31.43s (1)
1 THANKHEAVNFORGIRLS	8	29.7m	2:14.05	61.70s (0)	31.84s (0)
9 RAYONG PRINCESS	9	40.5m	2:14.90	61.74s (0)	31.59s (0)

Finish Position and metres gained from 800m



Sectionals
Powered by



Home of Australian Harness Sectionals

Get your sectionals delivered to your inbox daily

Check out www.pjdata.com.au



The Racing Queensland Board (trading as Racing Queensland) and provider are not responsible for the completeness or accuracy of any of the information contained herein, and makes no representations about its suitability for any purpose.

Redcliffe Race 3 Distance 2040m

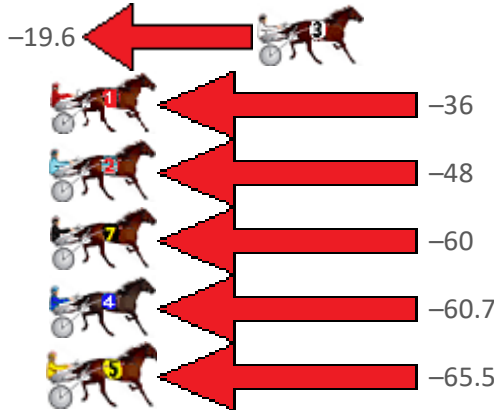
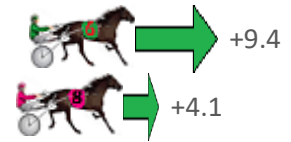
Thursday, 8 October 2020

Gross Time: 2:33.40 MileRate: 2:01.00 LeadTime: 31.50s First Qtr: 31.70s Second Qtr: 30.00s Third Qtr: 30.40s Fourth Qtr: 29.80s

NoHorse Plc Margin Time 800Time (W) 400 Time (W)

6 OCTOBER RACKETEER	1	0.0m	2:33.40	59.50s (1)	29.46s (2)
8 HANOVER LECTER	2	0.5m	2:33.44	59.89s (1)	29.84s (2)
3 JOY TO ALL	3	19.8m	2:34.95	61.67s (0)	31.27s (0)
1 ROCK STAR BABE	4	41.1m	2:36.61	62.84s (0)	32.53s (0)
2 IRAKLEIA	5	47.3m	2:37.09	63.74s (1)	33.10s (1)
7 TACTFILLY MIRACLE	6	70.1m	2:38.87	64.67s (0)	34.27s (0)
4 OUR DOLLY	7	75.1m	2:39.26	64.74s (1)	34.22s (1)
5 OUR LITTLE SKIPPER	8	80.9m	2:39.72	65.10s (0)	34.71s (0)

Finish Position and metres gained from 800m



Sectionals
Powered by



Home of Australian Harness Sectionals

Get your sectionals delivered to your inbox daily

Check out www.pjdata.com.au



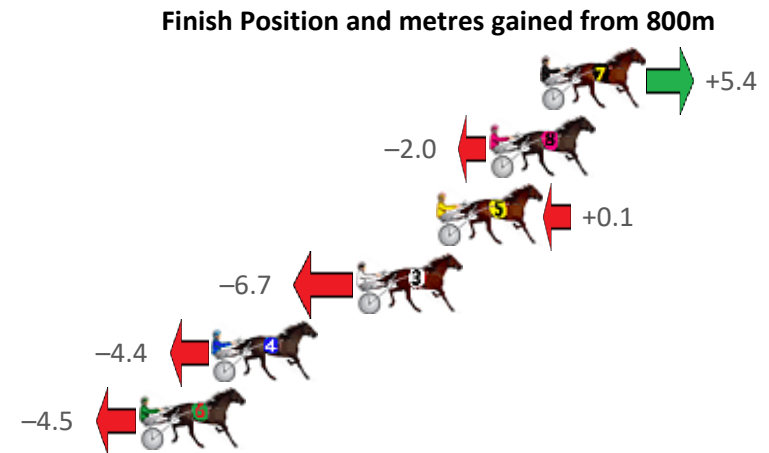
The Racing Queensland Board (trading as Racing Queensland) and provider are not responsible for the completeness or accuracy of any of the information contained herein, and makes no representations about its suitability for any purpose.

Redcliffe Race 4 Distance 1780m

Thursday, 8 October 2020

Gross Time: 2:13.70 MileRate: 2:00.90 LeadTime: 11.80s First Qtr: 31.30s Second Qtr: 29.90s Third Qtr: 29.50s Fourth Qtr: 31.20s

NoHorse	Plc	Margin	Time	800Time (W)	400 Time (W)
7 LEFTHOOKRIGHTCROSS	1	0.0m	2:13.70	60.29s (0)	30.84s (0)
8 BEE GEES BEST	2	2.0m	2:13.86	60.85s (1)	31.36s (1)
5 HARRY CROFT	3	4.1m	2:14.03	60.69s (1)	31.32s (2)
3 HOLLIE	4	7.3m	2:14.30	61.21s (0)	31.77s (0)
4 TUESDAYS COURAGE	5	13.0m	2:14.76	61.03s (1)	31.71s (1)
6 BALAYAGE	6	15.9m	2:15.00	61.04s (0)	31.61s (0)



Sectionals
Powered by



Home of Australian Harness Sectionals

Get your sectionals delivered to your inbox daily

Check out www.pjdata.com.au



The Racing Queensland Board (trading as Racing Queensland) and provider are not responsible for the completeness or accuracy of any of the information contained herein, and makes no representations about its suitability for any purpose.

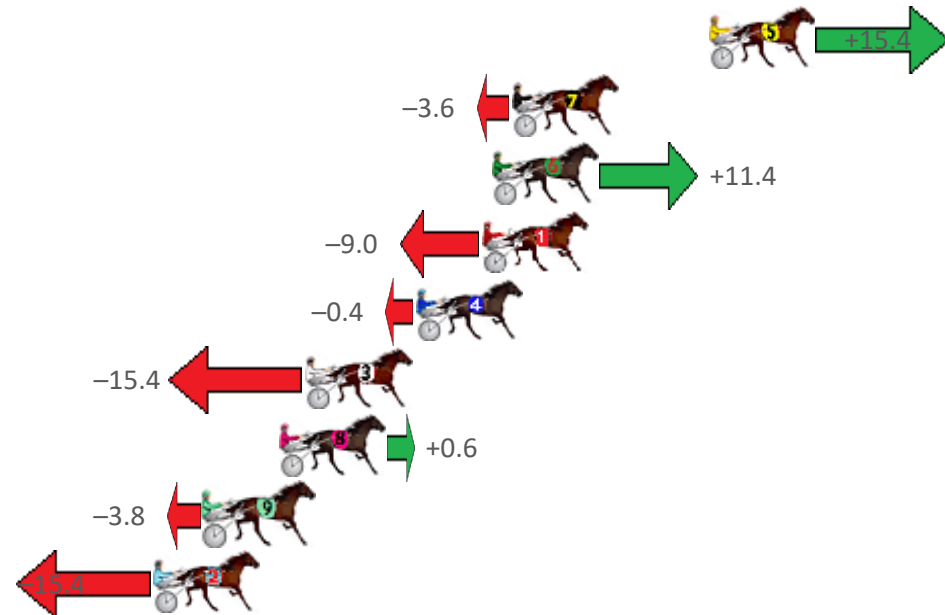
Redcliffe Race 5 Distance 2040m

Thursday, 8 October 2020

Gross Time: 2:33.00 MileRate: 2:00.70 LeadTime: 32.30s First Qtr: 30.50s Second Qtr: 30.20s Third Qtr: 29.60s Fourth Qtr: 30.40s

NoHorse	Plc	Margin	Time	800Time (W)	400 Time (W)
5 ASHLEE NITRO	1	0.0m	2:33.00	58.85s (2)	30.23s (2)
7 TACTFILLY MAGIC	2	7.8m	2:33.62	60.27s (0)	30.64s (0)
6 BOULDER CITY	3	8.6m	2:33.68	59.15s (2)	30.42s (2)
1 MAJOR HEI	4	9.0m	2:33.72	60.67s (0)	31.08s (0)
4 AROONA	5	11.6m	2:33.92	60.03s (1)	30.29s (1)
3 MISS CATALINA	6	16.0m	2:34.27	61.15s (1)	31.35s (1)
8 DOWNTOWN LUCCA	7	17.0m	2:34.35	59.96s (0)	30.79s (0)
9 GHOST GUM	8	20.0m	2:34.59	60.28s (1)	30.93s (2)
2 BERTILS DELIGHT	9	22.0m	2:34.75	61.15s (1)	31.43s (1)

Finish Position and metres gained from 800m



Sectionals
Powered by



Home of Australian Harness Sectionals

Get your sectionals delivered to your inbox daily

Check out www.pjdata.com.au



The Racing Queensland Board (trading as Racing Queensland) and provider are not responsible for the completeness or accuracy of any of the information contained herein, and makes no representations about its suitability for any purpose.

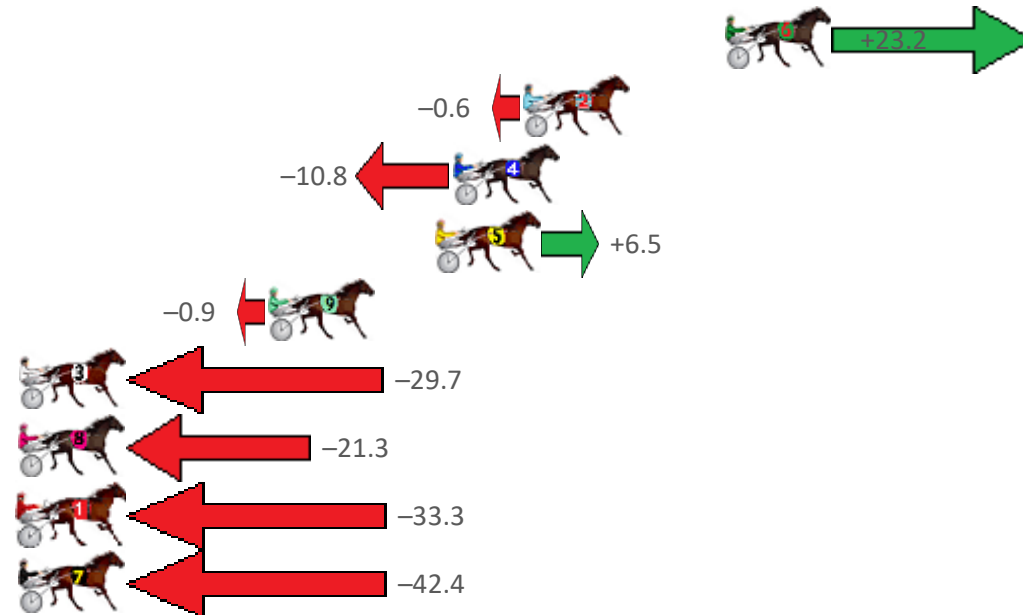
Redcliffe Race 6 Distance 2040m

Thursday, 8 October 2020

Gross Time: 2:30.40 MileRate: 1:58.70 LeadTime: 30.90s First Qtr: 30.30s Second Qtr: 29.90s Third Qtr: 29.50s Fourth Qtr: 29.80s

NoHorse	Plc	Margin	Time	800Time (W)	400 Time (W)
6 MOLLYS SECRET	1	0.0m	2:30.40	57.59s (1)	29.40s (2)
2 RITCHIE BEE	2	8.0m	2:31.02	59.34s (1)	30.30s (1)
4 TOO GOOD FOR YOU	3	10.8m	2:31.24	60.10s (0)	30.60s (0)
5 TODAYS HERO	4	11.5m	2:31.30	58.82s (1)	29.91s (2)
9 CORINDHAP CREEK	5	18.1m	2:31.81	59.37s (0)	29.85s (1)
3 GUY LOOKS GOOD	6	32.7m	2:32.95	61.49s (1)	31.87s (0)
8 EULO FLYER	7	34.5m	2:33.09	60.87s (1)	31.62s (1)
1 RAFFERTY DELIGHTS	8	39.9m	2:33.52	61.75s (0)	31.84s (0)
7 BETTING BARON	9	54.4m	2:34.65	62.43s (0)	32.54s (0)

Finish Position and metres gained from 800m



Sectionals
Powered by



Home of Australian Harness Sectionals

Get your sectionals delivered to your inbox daily

Check out www.pjdata.com.au



The Racing Queensland Board (trading as Racing Queensland) and provider are not responsible for the completeness or accuracy of any of the information contained herein, and makes no representations about its suitability for any purpose.


Redcliffe Race 7 Distance 2040m

Thursday, 8 October 2020

Gross Time: 2:31.10 MileRate: 1:59.20 LeadTime: 30.70s First Qtr: 31.00s Second Qtr: 29.80s Third Qtr: 29.10s Fourth Qtr: 30.50s

NoHorse	Plc	Margin	Time	800Time (W)	400 Time (W)
4 IL MAXIMUS	1	0.0m	2:31.10	59.60s (0)	30.50s (0)
9 STONE CRACKER	2	14.4m	2:32.25	59.54s (2)	30.35s (3)
6 ARTISTIC SAINT	3	22.7m	2:32.91	61.07s (1)	31.61s (1)
2 IMA REGAL JET	4	23.0m	2:32.94	60.40s (1)	30.94s (1)
1 LITTLE ARROWS	5	25.6m	2:33.14	60.99s (0)	31.71s (0)
7 STORM GILBERT	6	26.9m	2:33.25	60.57s (0)	31.43s (0)
5 PILOT PETE	7	33.8m	2:33.80	61.59s (1)	32.12s (1)
3 DARBY BRIGHTS	8	34.6m	2:33.86	60.81s (0)	31.47s (0)
8 REGAL NIGHTSHADE	9	35.3m	2:33.92	61.83s (2)	32.19s (2)

Finish Position and metres gained from 800m



Sectionals
Powered by



Home of Australian Harness Sectionals

Get your sectionals delivered to your inbox daily

Check out www.pjdata.com.au



The Racing Queensland Board (trading as Racing Queensland) and provider are not responsible for the completeness or accuracy of any of the information contained herein, and makes no representations about its suitability for any purpose.

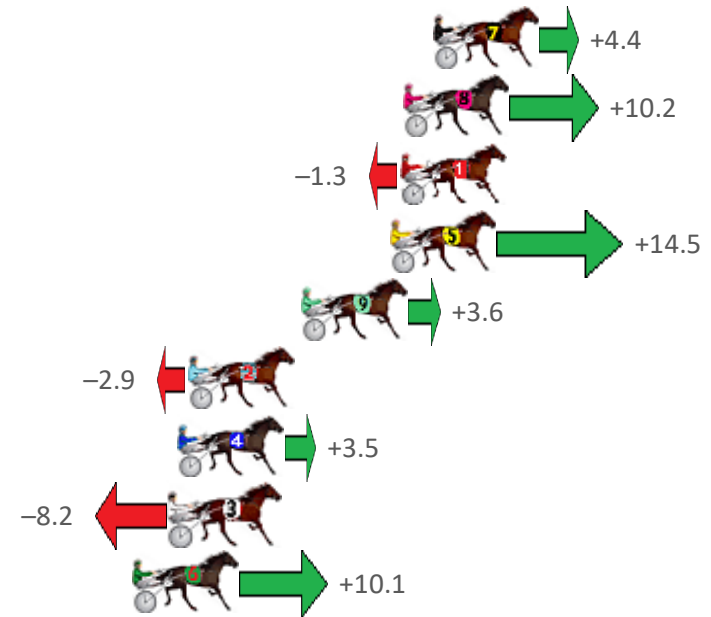
Redcliffe Race 8 Distance 1780m

Thursday, 8 October 2020

Gross Time: 2:11.80 MileRate: 1:59.20 LeadTime: 11.40s First Qtr: 30.40s Second Qtr: 30.70s Third Qtr: 29.20s Fourth Qtr: 30.10s

NoHorse	Plc	Margin	Time	800Time (W)	400 Time (W)
7 JUSTA DALE	1	0.0m	2:11.80	58.98s (0)	29.79s (0)
8 TAJIE BABY	2	1.2m	2:11.89	58.55s (1)	30.09s (2)
1 BIG IN AMERICA	3	1.3m	2:11.90	59.40s (0)	30.20s (0)
5 IN THE PAPER	4	1.7m	2:11.93	58.23s (1)	29.66s (2)
9 MONTEREY JACK	5	5.2m	2:12.21	59.03s (0)	29.82s (0)
2 TORQUE IS MY GIRL	6	9.7m	2:12.56	59.51s (1)	30.24s (1)
4 A KERRY MAN	7	10.1m	2:12.60	59.04s (0)	29.91s (1)
3 TAYLOR HOOD	8	10.4m	2:12.62	59.90s (1)	30.77s (1)
6 SOMEBEACHSOMEGIFT	9	11.9m	2:12.74	58.56s (1)	29.87s (2)

Finish Position and metres gained from 800m



Sectionals
Powered by



Home of Australian Harness Sectionals

Get your sectionals delivered to your inbox daily

Check out www.pjdata.com.au



The Racing Queensland Board (trading as Racing Queensland) and provider are not responsible for the completeness or accuracy of any of the information contained herein, and makes no representations about its suitability for any purpose.

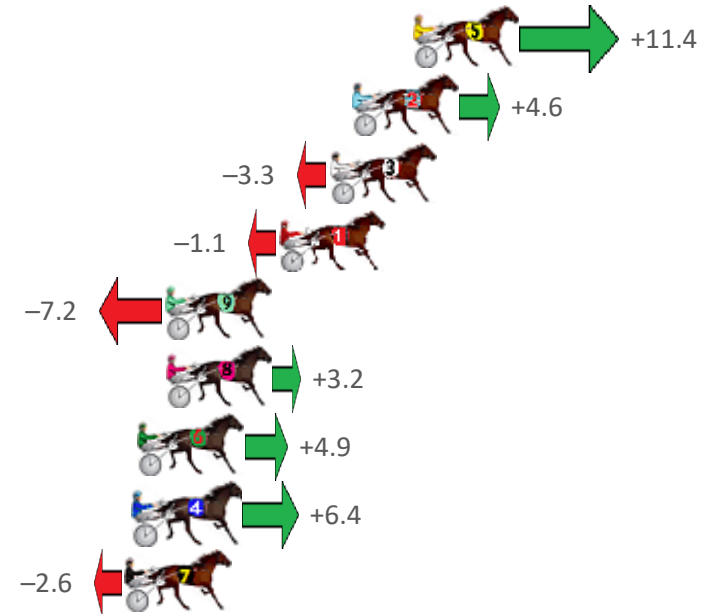
Redcliffe Race 9 Distance 1780m

Thursday, 8 October 2020

Gross Time: 2:10.70 MileRate: 1:58.20 LeadTime: 11.60s First Qtr: 30.20s Second Qtr: 30.30s Third Qtr: 29.20s Fourth Qtr: 29.40s

NoHorse	Plc	Margin	Time	800Time (W)	400 Time (W)
5 MUCH BETTOR	1	0.0m	2:10.70	57.77s (1)	28.61s (2)
2 JAMES DEAN	2	2.4m	2:10.89	58.26s (1)	29.05s (1)
3 GASMONKEY	3	3.3m	2:10.95	58.84s (0)	29.64s (0)
1 FIRE AND ICE	4	5.3m	2:11.11	58.68s (0)	29.47s (0)
9 FEELINGFORAMIRACLE	5	9.8m	2:11.46	59.12s (1)	29.90s (1)
8 CONDAFEW	6	9.8m	2:11.46	58.37s (0)	29.22s (1)
6 OUR PEPPERJACK	7	10.9m	2:11.54	58.24s (1)	29.04s (2)
4 MAKE MINE JOE	8	11.0m	2:11.55	58.13s (0)	28.98s (0)
7 THREO	9	11.4m	2:11.58	58.79s (0)	29.56s (0)

Finish Position and metres gained from 800m



Sectionals
Powered by



Home of Australian Harness Sectionals

Get your sectionals delivered to your inbox daily

Check out www.pjdata.com.au



The Racing Queensland Board (trading as Racing Queensland) and provider are not responsible for the completeness or accuracy of any of the information contained herein, and makes no representations about its suitability for any purpose.