


Albion Park Race 1 Distance 2138m

Saturday, 12 September 2020

Gross Time: 2:31.70 MileRate: 1:54.20 LeadTime: 37.00s First Qtr: 29.30s Second Qtr: 29.40s Third Qtr: 27.60s Fourth Qtr: 28.40s

NoHorse	Plc	Margin	Time	800Time (W)	400 Time (W)
12 LILAC FLASH	1	0.0m	2:31.70	54.29s (1)	27.58s (2)
4 THE BUS	2	1.2m	2:31.79	55.75s (1)	27.95s (1)
2 TULHURST ACE	3	2.9m	2:31.92	56.20s (0)	28.60s (0)
1 CLARRY	4	3.1m	2:31.93	55.87s (0)	28.15s (0)
8 SIR JULIAN	5	6.1m	2:32.16	55.77s (0)	28.04s (0)
6 MY MASTERCRAFTSMA	6	8.6m	2:32.34	54.57s (1)	27.88s (2)
3 CLARKEY	7	10.4m	2:32.48	55.74s (0)	28.02s (0)
9 DREAM TO SHARE	8	10.4m	2:32.48	55.74s (1)	27.96s (1)
10 JONAH JONES	9	11.4m	2:32.55	55.46s (1)	27.69s (1)
11 ALWAYS IN COMMAND	10	13.4m	2:32.70	55.57s (0)	27.84s (0)
7 MAJOR GENERALJUJON	11	14.4m	2:32.77	54.64s (1)	27.85s (2)
5 CLASSIE AMERICAN	12	16.0m	2:32.89	56.42s (1)	28.67s (1)

Finish Position and metres gained from 800m



Sectionals
Powered by



Home of Australian Harness Sectionals

Get your sectionals delivered to your inbox daily

Check out www.pjdata.com.au



The Racing Queensland Board (trading as Racing Queensland) and provider are not responsible for the completeness or accuracy of any of the information contained herein, and makes no representations about its suitability for any purpose.

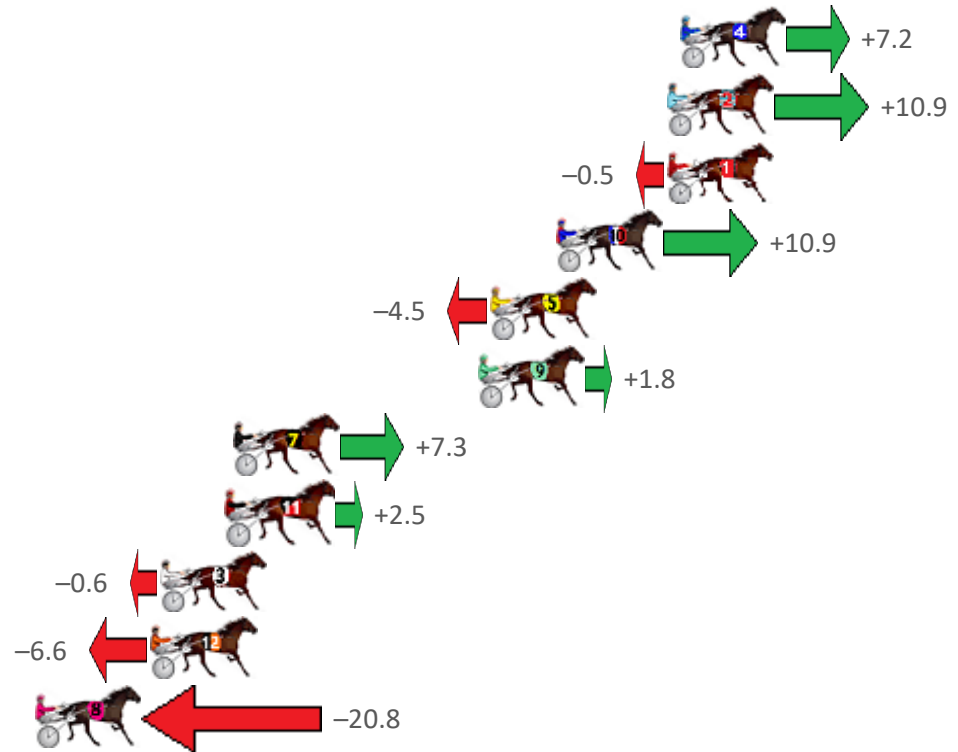
Albion Park Race 2 Distance 2138m

Saturday, 12 September 2020

Gross Time: 2:34.50 MileRate: 1:56.30 LeadTime: 38.20s First Qtr: 30.10s Second Qtr: 30.30s Third Qtr: 28.00s Fourth Qtr: 27.90s

NoHorse	Plc	Margin	Time	800Time (W)	400 Time (W)
4 HANDSOME HERO	1	0.0m	2:34.50	55.40s (1)	27.35s (1)
2 IMASPORTSSTAR	2	0.5m	2:34.54	55.14s (1)	27.74s (2)
1 IDEAL WORLD	3	0.5m	2:34.54	55.93s (0)	27.93s (0)
10 B MAC C	4	4.9m	2:34.86	55.14s (1)	27.35s (1)
5 SMITHSTARS LEXUS	5	7.5m	2:35.05	56.21s (1)	28.23s (1)
9 COMMODORE JUJON	6	8.0m	2:35.09	55.77s (0)	27.43s (0)
7 ROCKNROLL DUDE	7	17.7m	2:35.80	55.39s (1)	27.81s (2)
11 MAJOR MUCHA	8	17.9m	2:35.81	55.73s (1)	28.14s (2)
3 WHOSTOLEMYPIGEON	9	20.6m	2:36.01	55.94s (0)	27.91s (1)
12 PINUP BOY	10	21.0m	2:36.04	56.36s (0)	28.04s (0)
8 BLUE MOON RISING	11	25.6m	2:36.38	57.35s (0)	28.97s (0)

Finish Position and metres gained from 800m



Sectionals
Powered by



Home of Australian Harness Sectionals

Get your sectionals delivered to your inbox daily

Check out www.pjdata.com.au



The Racing Queensland Board (trading as Racing Queensland) and provider are not responsible for the completeness or accuracy of any of the information contained herein, and makes no representations about its suitability for any purpose.

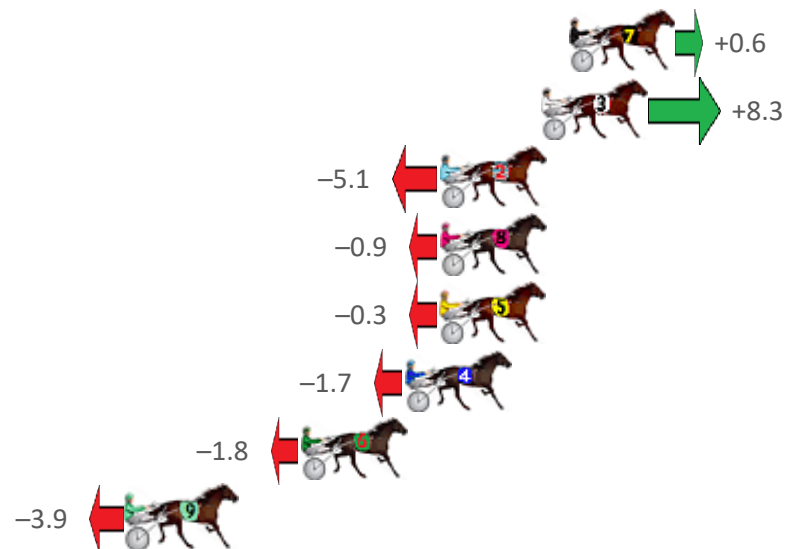
Albion Park Race 3 Distance 2138m

Saturday, 12 September 2020

Gross Time: 2:31.10 MileRate: 1:53.70 LeadTime: 35.70s First Qtr: 29.20s Second Qtr: 30.80s Third Qtr: 27.90s Fourth Qtr: 27.50s

NoHorse	Plc	Margin	Time	800Time (W)	400 Time (W)
7 COLT THIRTY ONE	1	0.0m	2:31.10	55.36s (1)	27.50s (1)
3 JUSTALITTLE TORQUE	2	1.1m	2:31.18	54.83s (2)	27.08s (2)
2 NORTHVIEW HUSTLER	3	5.1m	2:31.47	55.75s (0)	27.85s (0)
8 SUBTLE DELIGHT	3	5.1m	2:31.47	55.46s (0)	27.52s (0)
5 OUR UNCLE SAM	5	5.1m	2:31.47	55.42s (1)	27.53s (1)
4 MISTER BRAZIL	6	6.5m	2:31.57	55.52s (2)	27.74s (2)
6 MAYWYNS BEST	7	10.6m	2:31.87	55.52s (0)	27.54s (1)
9 KID MONTANA	8	17.5m	2:32.37	55.67s (2)	27.92s (2)

Finish Position and metres gained from 800m



Sectionals
Powered by



Home of Australian Harness Sectionals

Get your sectionals delivered to your inbox daily

Check out www.pjdata.com.au




The Racing Queensland Board (trading as Racing Queensland) and provider are not responsible for the completeness or accuracy of any of the information contained herein, and makes no representations about its suitability for any purpose.

Albion Park Race 4 Distance 1660m

Saturday, 12 September 2020

Gross Time: 1:57.10 MileRate: 1:53.50 LeadTime: 3.50s First Qtr: 27.50s Second Qtr: 31.10s Third Qtr: 27.30s Fourth Qtr: 27.70s

NoHorse	Plc	Margin	Time	800Time (W)	400 Time (W)
1 MAFUTA VAUTIN	1	0.0m	1:57.10	54.67s (0)	27.33s (0)
3 KEY LARGO	2	0.2m	1:57.11	55.01s (0)	27.71s (0)
8 ARTHUR LOWE	2	0.2m	1:57.11	54.36s (0)	27.03s (0)
6 UNCLE JORD	4	4.9m	1:57.46	54.25s (1)	27.90s (2)
10 TACT BESS	5	5.6m	1:57.51	54.37s (0)	27.07s (0)
7 SPRING CAMPAIGN	6	10.9m	1:57.89	54.43s (0)	27.43s (1)
9 HEART OF COOPER	7	12.1m	1:57.98	55.44s (1)	28.08s (1)
5 MUCH BETTOR	8	13.0m	1:58.05	55.19s (1)	27.89s (2)
2 WINKANDITSOVER	9	15.1m	1:58.20	55.96s (1)	28.60s (1)
4 SMOOTH SAILOR	10	16.5m	1:58.30	54.75s (1)	27.80s (2)



Sectionals
Powered by



Home of Australian Harness Sectionals

Get your sectionals delivered to your inbox daily

Check out www.pjdata.com.au



The Racing Queensland Board (trading as Racing Queensland) and provider are not responsible for the completeness or accuracy of any of the information contained herein, and makes no representations about its suitability for any purpose.

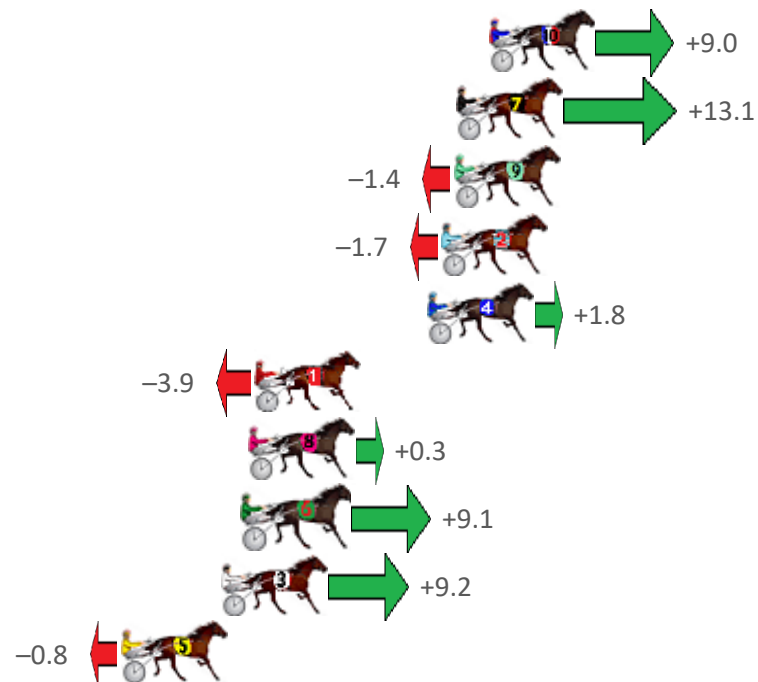
Albion Park Race 5 Distance 1660m

Saturday, 12 September 2020

Gross Time: 1:58.20 MileRate: 1:54.60 LeadTime: 3.40s First Qtr: 29.00s Second Qtr: 31.00s Third Qtr: 27.20s Fourth Qtr: 27.60s

NoHorse	Plc	Margin	Time	800Time (W)	400 Time (W)
10 GAME SET MAJOR	1	0.0m	1:58.20	54.19s (1)	27.60s (2)
7 LENNY THE LEGEND	2	1.3m	1:58.29	53.91s (0)	27.20s (1)
9 BETTERTHANAJEEP	3	1.4m	1:58.30	54.90s (1)	27.64s (1)
2 TOMMY UNDER FIRE	4	1.9m	1:58.34	54.92s (0)	27.66s (0)
4 HURRICANE ROY	5	2.4m	1:58.37	54.68s (1)	27.48s (2)
1 ELMS CREEK	6	9.3m	1:58.88	55.07s (0)	27.80s (0)
8 STOMPEN	7	9.5m	1:58.89	54.78s (0)	27.46s (0)
6 ROCKN BRUSHGROVE	8	9.7m	1:58.90	54.18s (2)	27.66s (2)
3 BRIDGET BLUE CHIP	9	10.6m	1:58.97	54.17s (1)	27.33s (1)
5 THATS HOW WEROLL	10	14.6m	1:59.26	54.85s (1)	27.74s (3)

Finish Position and metres gained from 800m



Sectionals
Powered by



Home of Australian Harness Sectionals

Get your sectionals delivered to your inbox daily

Check out www.pjdata.com.au



The Racing Queensland Board (trading as Racing Queensland) and provider are not responsible for the completeness or accuracy of any of the information contained herein, and makes no representations about its suitability for any purpose.


Albion Park Race 6 Distance 2138m

Saturday, 12 September 2020

Gross Time: 2:34.90 MileRate: 1:56.60 LeadTime: 38.10s First Qtr: 30.00s Second Qtr: 29.60s Third Qtr: 28.50s Fourth Qtr: 28.70s

NoHorse	Plc	Margin	Time	800Time (W)	400 Time (W)
5 TACTICAL RESPONSE	1	0.0m	2:34.90	55.68s (2)	28.11s (2)
8 COOLIE KID	2	2.0m	2:35.05	57.03s (0)	28.53s (0)
1 CALLMEDEMARO	3	5.5m	2:35.31	57.59s (0)	29.09s (0)
3 CONVAIR HUSTLER	4	8.0m	2:35.50	57.57s (1)	29.23s (1)
4 ALI DOWNUNDER	5	8.6m	2:35.55	56.97s (1)	28.60s (1)
2 ASHKII	6	9.7m	2:35.63	57.35s (1)	29.02s (1)
11 BUKTHSYSTEM	7	9.7m	2:35.63	56.85s (0)	28.41s (0)
9 COOL SCOOTER	8	10.6m	2:35.70	57.23s (0)	28.80s (0)
7 LA SAFRON	9	11.0m	2:35.73	56.55s (0)	28.17s (0)
6 VIENNA BOY	10	12.2m	2:35.82	56.50s (1)	28.67s (2)
12 STANLEY ROSS ROBYN	11	13.8m	2:35.94	57.06s (2)	29.44s (2)
10 JILLIBY GIZMO	12	19.8m	2:36.39	57.41s (1)	29.04s (1)

Finish Position and metres gained from 800m



Sectionals
Powered by



Home of Australian Harness Sectionals

Get your sectionals delivered to your inbox daily

Check out www.pjdata.com.au



The Racing Queensland Board (trading as Racing Queensland) and provider are not responsible for the completeness or accuracy of any of the information contained herein, and makes no representations about its suitability for any purpose.


Albion Park Race 7 Distance 1660m

Saturday, 12 September 2020

Gross Time: 1:59.40 MileRate: 1:55.80 LeadTime: 3.50s First Qtr: 28.90s Second Qtr: 31.10s Third Qtr: 28.40s Fourth Qtr: 27.50s

NoHorse	Plc	Margin	Time	800Time (W)	400 Time (W)
1 KURAHAUPO GAMBLER	1	0.0m	1:59.40	55.59s (0)	27.19s (0)
2 KILLARA KAOS	2	0.1m	1:59.41	55.91s (0)	27.51s (0)
8 KETUT	3	5.8m	1:59.82	55.69s (0)	27.27s (0)
3 MONTANA CHIEF	4	8.5m	2:00.02	55.93s (1)	27.71s (1)
9 WEEDONS EXPRESS	5	9.0m	2:00.05	55.68s (1)	27.45s (1)
7 PSYCHEDELIC	6	9.6m	2:00.09	55.65s (0)	27.21s (0)
10 SQUIRE	7	10.9m	2:00.19	55.46s (2)	27.67s (2)
5 ABRIDGED	8	10.9m	2:00.19	56.44s (1)	28.23s (1)
4 SAM IS PERFECTION	9	11.8m	2:00.25	55.23s (2)	27.42s (2)

Finish Position and metres gained from 800m



Sectionals
Powered by



Home of Australian Harness Sectionals

Get your sectionals delivered to your inbox daily

Check out www.pjdata.com.au



The Racing Queensland Board (trading as Racing Queensland) and provider are not responsible for the completeness or accuracy of any of the information contained herein, and makes no representations about its suitability for any purpose.

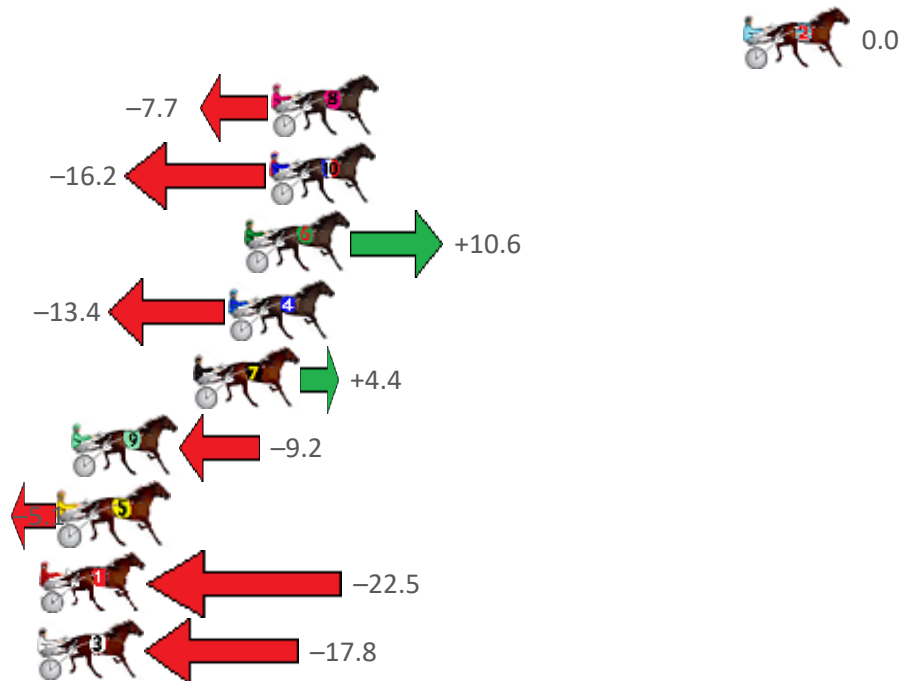
Albion Park Race 8 Distance 1660m

Saturday, 12 September 2020

Gross Time: 1:58.70 MileRate: 1:55.00 LeadTime: 3.50s First Qtr: 27.80s Second Qtr: 30.50s Third Qtr: 28.70s Fourth Qtr: 28.20s

NoHorse	Plc	Margin	Time	800Time (W)	400 Time (W)
2 OUR RIDGY DIDGE	1	0.0m	1:58.70	56.90s (0)	28.20s (0)
8 WESTERN SHOWGIRL	2	18.7m	2:00.09	57.44s (0)	28.64s (0)
10 ONE LAST ROLL	3	18.8m	2:00.09	58.05s (1)	29.13s (1)
6 ROCKNTINGIRA	4	19.8m	2:00.17	56.15s (1)	27.91s (1)
4 ROCKNROLL PROMISE	5	20.4m	2:00.21	57.85s (1)	28.89s (1)
7 ALLSTAR SEA	6	21.8m	2:00.32	56.59s (1)	27.58s (2)
9 SIXPENNY RED	7	26.6m	2:00.67	57.55s (1)	28.52s (2)
5 ALL GOOD WALLY	8	27.1m	2:00.71	57.26s (1)	28.25s (2)
1 SHEZ GOT BLING	9	27.9m	2:00.77	58.49s (0)	29.64s (0)
3 UTELLA	10	29.8m	2:00.91	58.16s (1)	29.11s (1)

Finish Position and metres gained from 800m



Sectionals
Powered by



Home of Australian Harness Sectionals

Get your sectionals delivered to your inbox daily

Check out www.pjdata.com.au



The Racing Queensland Board (trading as Racing Queensland) and provider are not responsible for the completeness or accuracy of any of the information contained herein, and makes no representations about its suitability for any purpose.

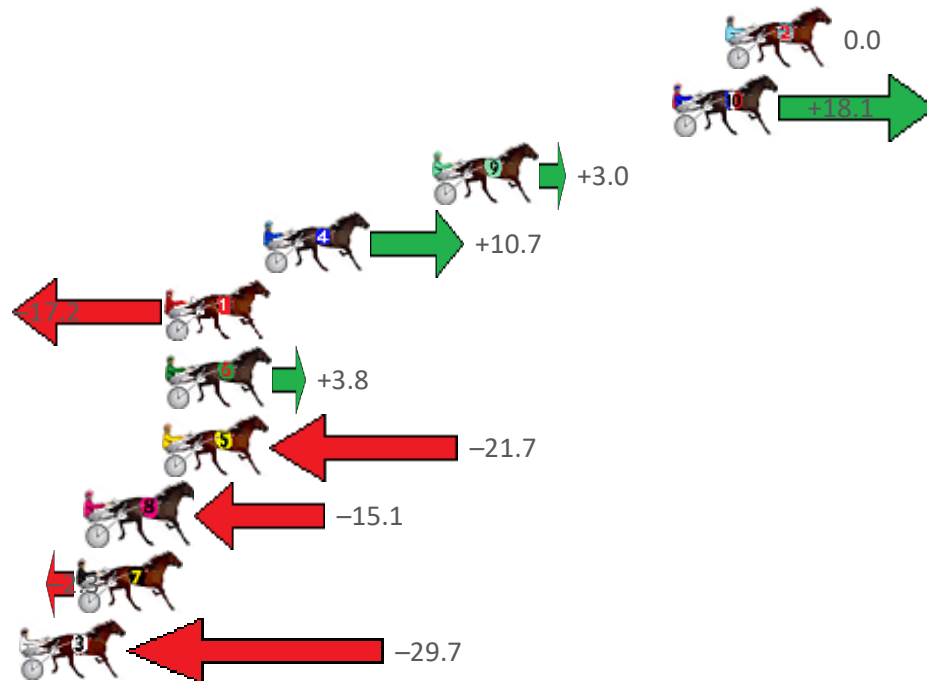
Albion Park Race 9 Distance 1660m

Saturday, 12 September 2020

Gross Time: 1:57.50 MileRate: 1:53.90 LeadTime: 3.60s First Qtr: 28.10s Second Qtr: 29.40s Third Qtr: 27.60s Fourth Qtr: 28.80s

NoHorse	Plc	Margin	Time	800Time (W)	400 Time (W)
2 SHEZ GRININ	1	0.0m	1:57.50	56.40s (0)	28.80s (0)
10 MADAMOISELLE JUJON	2	2.1m	1:57.66	55.13s (1)	27.50s (1)
9 TAJIE BABY	3	11.6m	1:58.38	56.19s (1)	28.51s (1)
4 RUNFORTHEROSES	4	18.3m	1:58.88	55.65s (0)	28.49s (0)
1 CHROMOZONE	5	22.2m	1:59.18	57.61s (0)	29.93s (0)
6 NEWMERELLA LADYKAY	6	22.2m	1:59.18	56.13s (1)	28.60s (1)
5 KOTARE ELITE	7	22.3m	1:59.19	57.92s (1)	30.01s (1)
8 IMPRESSIVE DIAMOND	8	25.3m	1:59.41	57.46s (0)	29.77s (0)
7 MACH TORQUE	9	25.7m	1:59.44	56.56s (0)	29.39s (0)
3 BARA JAYLA	10	39.5m	2:00.49	58.48s (1)	30.83s (1)

Finish Position and metres gained from 800m



Sectionals
Powered by



Home of Australian Harness Sectionals

Get your sectionals delivered to your inbox daily

Check out www.pjdata.com.au



The Racing Queensland Board (trading as Racing Queensland) and provider are not responsible for the completeness or accuracy of any of the information contained herein, and makes no representations about its suitability for any purpose.

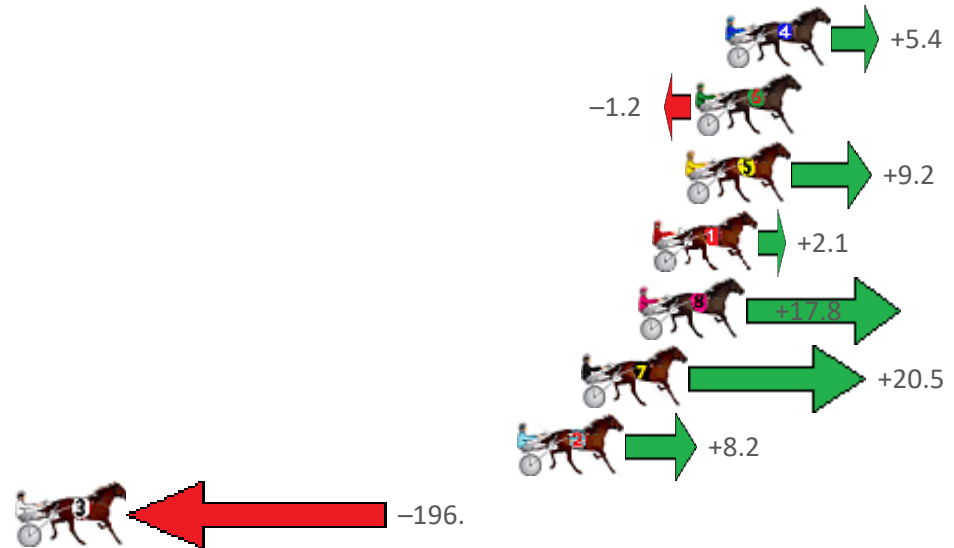
Albion Park Race 10 Distance 2138m

Saturday, 12 September 2020

Gross Time: 2:40.80 MileRate: 2:01.10 LeadTime: 39.40s First Qtr: 31.90s Second Qtr: 31.80s Third Qtr: 29.20s Fourth Qtr: 28.50s

NoHorse	Plc	Margin	Time	800Time (W)	400 Time (W)
4 OUR OVERANOVA	1	0.0m	2:40.80	57.31s (1)	28.19s (1)
6 IM THE COMMANDO	2	1.2m	2:40.89	57.79s (0)	28.59s (0)
5 SIR FAHRENHEIT	3	1.6m	2:40.92	57.04s (1)	27.98s (1)
1 JUSTABITNOISY	4	2.9m	2:41.02	57.55s (0)	28.34s (0)
8 GREG THE GREAT	5	3.4m	2:41.05	56.42s (1)	27.69s (2)
7 WEE MAN TROUBLE	6	5.7m	2:41.23	56.23s (1)	27.52s (2)
2 GEE UP NEDDY	7	8.2m	2:41.41	57.11s (1)	28.37s (2)
3 LAVROS TEXAS	8	446.9m	3:14.25	71.82s (0)	35.37s (0)

Finish Position and metres gained from 800m



Sectionals
Powered by



Home of Australian Harness Sectionals

Get your sectionals delivered to your inbox daily

Check out www.pjdata.com.au



The Racing Queensland Board (trading as Racing Queensland) and provider are not responsible for the completeness or accuracy of any of the information contained herein, and makes no representations about its suitability for any purpose.