

Albion Park Race 1 Distance 1628m

Tuesday, 25 August 2020

Gross Time: 2:10.20 MileRate: 2:08.70 LeadTime: 2.70s First Qtr: 34.40s Second Qtr: 32.50s Third Qtr: 30.20s Fourth Qtr: 30.40s

NoHorse	Plc	Margin	Time	800Time (W)	400 Time (W)
1 DEAD SET MUSCLE	1	0.0m	2:10.20	60.60s (0)	30.40s (0)
3 DEFENSIVE GUY	2	6.3m	2:10.70	60.26s (0)	30.39s (1)
2 DEE DEE DIOR	3	49.7m	2:14.15	63.92s (0)	33.51s (0)

Finish Position and metres gained from 800m



Sectionals
Powered by



Home of Australian Harness Sectionals

Get your sectionals delivered to your inbox daily

Check out www.pjdata.com.au



The Racing Queensland Board (trading as Racing Queensland) and provider are not responsible for the completeness or accuracy of any of the information contained herein, and makes no representations about its suitability for any purpose.

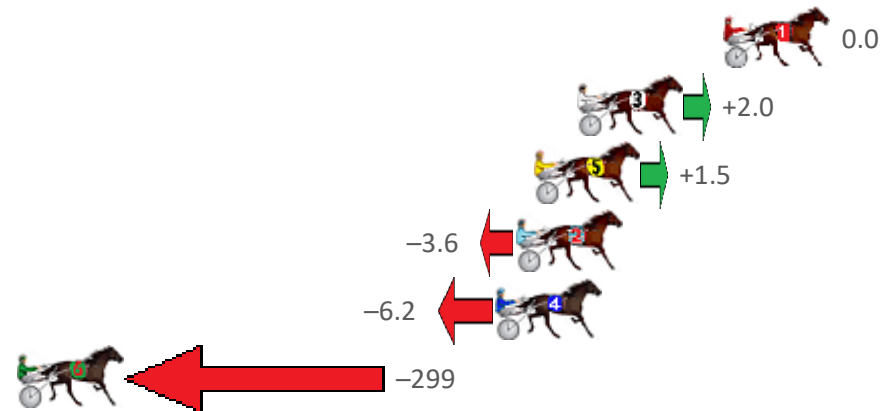
Albion Park Race 2 Distance 1660m

Tuesday, 25 August 2020

Gross Time: 1:58.80 MileRate: 1:55.20 LeadTime: 3.30s First Qtr: 28.60s Second Qtr: 30.50s Third Qtr: 28.00s Fourth Qtr: 28.40s

NoHorse	Plc	Margin	Time	800Time (W)	400 Time (W)
1 ITZ MAJOR RICH	1	0.0m	1:58.80	56.40s (0)	28.40s (0)
3 RINGOS A STAR	2	5.8m	1:59.23	56.26s (1)	28.23s (1)
5 BONNIES A ROCKIN	3	7.5m	1:59.36	56.29s (0)	28.17s (0)
2 DIGBY DEE	4	8.2m	1:59.41	56.65s (0)	28.58s (0)
4 HAPPY PUBLICANS	5	9.0m	1:59.47	56.83s (1)	28.87s (1)
6 FORGIVE ME	6	311.1m	2:22.01	77.30s (1)	49.45s (1)

Finish Position and metres gained from 800m



Sectionals
Powered by



Home of Australian Harness Sectionals

Get your sectionals delivered to your inbox daily

Check out www.pjdata.com.au



The Racing Queensland Board (trading as Racing Queensland) and provider are not responsible for the completeness or accuracy of any of the information contained herein, and makes no representations about its suitability for any purpose.

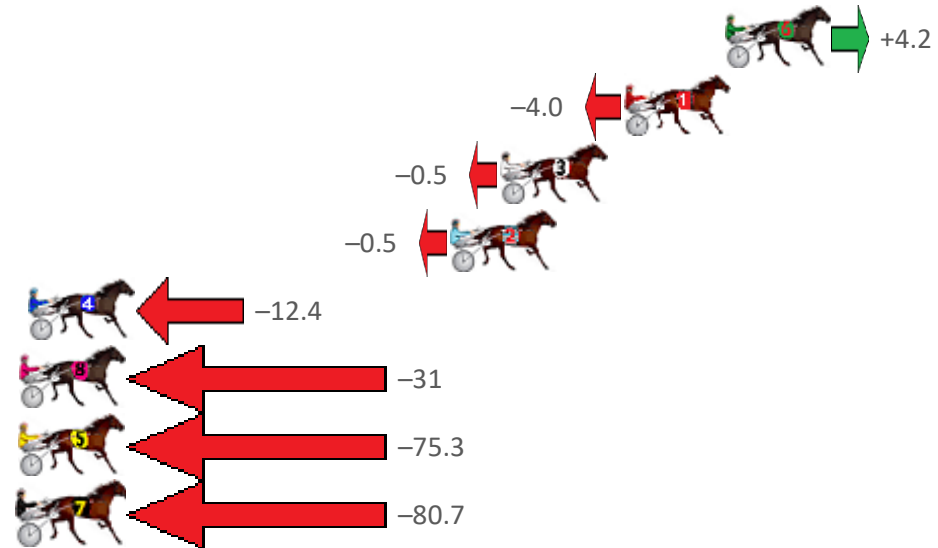
Albion Park Race 3 Distance 2647m

Tuesday, 25 August 2020

Gross Time: 3:24.10 MileRate: 2:03.60 LeadTime: 84.60s First Qtr: 31.90s Second Qtr: 30.80s Third Qtr: 28.40s Fourth Qtr: 28.40s

NoHorse	Plc	Margin	Time	800Time (W)	400 Time (W)
6 IM THE COMMANDO	1	0.0m	3:24.10	56.50s (0)	28.10s (0)
1 JUSTABILIKEMUM	2	4.0m	3:24.40	57.08s (0)	28.68s (0)
3 SENITAS SUCCESS	3	8.9m	3:24.76	56.84s (0)	28.42s (0)
2 MATATOKI	4	10.9m	3:24.91	56.84s (1)	28.65s (1)
4 ROSEHILL MAGIC	5	27.6m	3:26.16	57.68s (1)	29.25s (2)
8 IL PIRATA	6	36.8m	3:26.85	58.97s (1)	30.83s (1)
5 IS SOMETHINGBURNIN	7	92.7m	3:31.02	62.12s (0)	32.26s (0)
7 SKYLINE	8	93.5m	3:31.08	62.50s (0)	34.14s (1)

Finish Position and metres gained from 800m



Sectionals
Powered by



Home of Australian Harness Sectionals

Get your sectionals delivered to your inbox daily

Check out www.pjdata.com.au



The Racing Queensland Board (trading as Racing Queensland) and provider are not responsible for the completeness or accuracy of any of the information contained herein, and makes no representations about its suitability for any purpose.

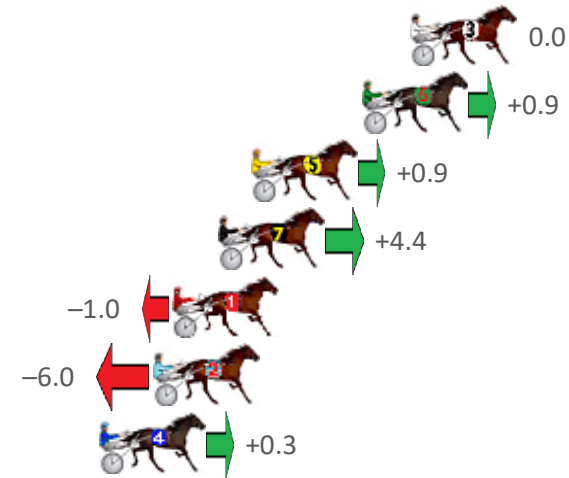
Albion Park Race 4 Distance 1660m

Tuesday, 25 August 2020

Gross Time: 1:59.90 MileRate: 1:56.20 LeadTime: 3.40s First Qtr: 28.50s Second Qtr: 31.90s Third Qtr: 29.10s Fourth Qtr: 27.00s

NoHorse	Plc	Margin	Time	800Time (W)	400 Time (W)
3 DINA BOLT	1	0.0m	1:59.90	56.10s (0)	27.00s (0)
6 RUN BOY RUN	2	1.9m	2:00.04	56.04s (1)	27.01s (1)
5 BLUE MOON RISING	3	6.3m	2:00.35	56.04s (1)	27.02s (1)
7 THREO	4	7.6m	2:00.44	55.79s (1)	26.81s (1)
1 ALE ALE KAI	5	9.4m	2:00.57	56.17s (0)	27.01s (0)
2 SAMS A BLAST	6	10.2m	2:00.63	56.52s (0)	27.38s (0)
4 STANLEY ROSS ROBYN	7	12.3m	2:00.77	56.08s (0)	26.93s (0)

Finish Position and metres gained from 800m



Sectionals
Powered by



Home of Australian Harness Sectionals

Get your sectionals delivered to your inbox daily

Check out www.pjdata.com.au



The Racing Queensland Board (trading as Racing Queensland) and provider are not responsible for the completeness or accuracy of any of the information contained herein, and makes no representations about its suitability for any purpose.

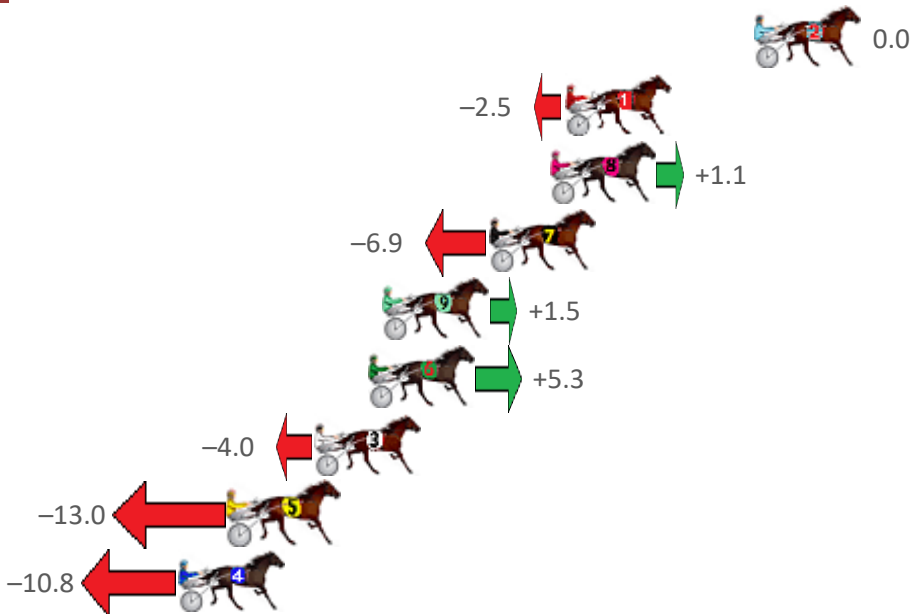
Albion Park Race 5 Distance 1660m

Tuesday, 25 August 2020

Gross Time: 1:54.60 MileRate: 1:51.10 LeadTime: 3.30s First Qtr: 27.90s Second Qtr: 28.80s Third Qtr: 27.80s Fourth Qtr: 26.80s

NoHorse	Plc	Margin	Time	800Time (W)	400 Time (W)
2 CRUNCH TIME	1	0.0m	1:54.60	54.60s (0)	26.80s (0)
1 HAVING THE FAITH	2	7.5m	1:55.13	54.77s (0)	26.94s (0)
8 PARAVANI	3	8.1m	1:55.17	54.53s (0)	26.70s (0)
7 NURBURGRING	4	10.5m	1:55.34	55.07s (1)	27.14s (1)
9 LA PLAYER	5	14.7m	1:55.64	54.50s (1)	26.55s (1)
6 DOUBLE OR NOTHING	6	15.3m	1:55.68	54.24s (1)	26.30s (1)
3 COULDNTBETOLD	7	17.4m	1:55.83	54.87s (0)	27.03s (0)
5 LEFT A TERROR	8	20.8m	1:56.07	55.48s (1)	27.52s (1)
4 JUSTA DALE	9	22.8m	1:56.21	55.33s (1)	27.37s (1)

Finish Position and metres gained from 800m



Sectionals
Powered by



Home of Australian Harness Sectionals

Get your sectionals delivered to your inbox daily

Check out www.pjdata.com.au



The Racing Queensland Board (trading as Racing Queensland) and provider are not responsible for the completeness or accuracy of any of the information contained herein, and makes no representations about its suitability for any purpose.

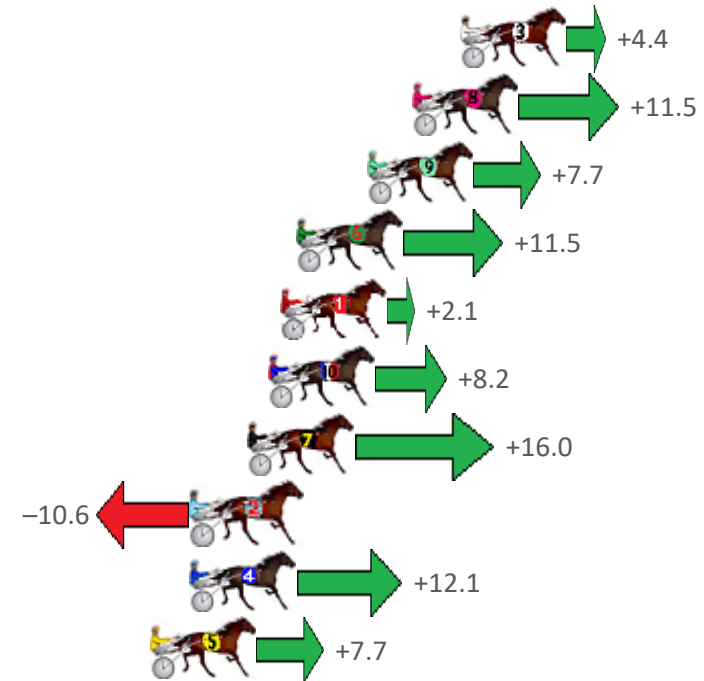
Albion Park Race 6 Distance 1660m

Tuesday, 25 August 2020

Gross Time: 1:58.90 MileRate: 1:55.30 LeadTime: 3.30s First Qtr: 27.90s Second Qtr: 30.60s Third Qtr: 28.20s Fourth Qtr: 28.90s

NoHorse	Plc	Margin	Time	800Time (W)	400 Time (W)
3 ABERCROMBIE TAB	1	0.0m	1:58.90	56.79s (0)	28.60s (0)
8 PIN CODE	2	1.9m	1:59.04	56.28s (0)	28.10s (0)
9 WESTERN SHOWGIRL	3	3.7m	1:59.18	56.55s (1)	28.99s (1)
6 SCHNAPPSHOT	4	6.5m	1:59.39	56.28s (0)	28.09s (0)
1 BLACKJEWEL	5	7.1m	1:59.44	56.95s (0)	28.78s (0)
10 THE SECOND CHANCE	6	7.6m	1:59.48	56.52s (1)	28.89s (1)
7 HIGH ON MONTANA	7	8.4m	1:59.54	55.96s (1)	28.30s (1)
2 TAUMALOLO	8	10.6m	1:59.70	57.85s (0)	29.66s (0)
4 FIRE ME UP	9	10.7m	1:59.71	56.24s (0)	27.99s (0)
5 ASHLEE NITRO	10	12.3m	1:59.83	56.55s (1)	28.92s (1)

Finish Position and metres gained from 800m



Sectionals
Powered by



Home of Australian Harness Sectionals

Get your sectionals delivered to your inbox daily

Check out www.pjdata.com.au



The Racing Queensland Board (trading as Racing Queensland) and provider are not responsible for the completeness or accuracy of any of the information contained herein, and makes no representations about its suitability for any purpose.

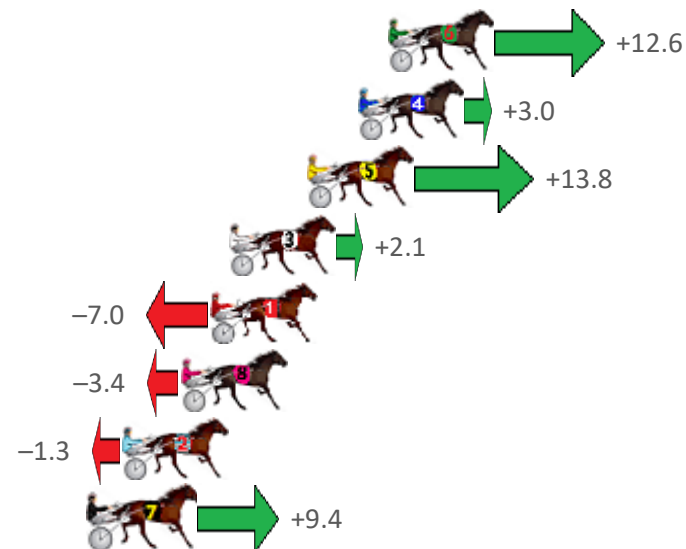
Albion Park Race 7 Distance 2138m

Tuesday, 25 August 2020

Gross Time: 2:33.00 MileRate: 1:55.20 LeadTime: 38.00s First Qtr: 29.90s Second Qtr: 29.10s Third Qtr: 27.80s Fourth Qtr: 28.20s

NoHorse	Plc	Margin	Time	800Time (W)	400 Time (W)
6 ONE CHANGE	1	0.0m	2:33.00	55.12s (1)	27.81s (2)
4 THE BUS	2	1.2m	2:33.09	55.79s (1)	27.99s (1)
5 CLARKEY	3	3.2m	2:33.24	55.04s (1)	27.71s (2)
3 CLARRY	4	6.3m	2:33.47	55.85s (1)	27.98s (1)
1 APHORISM	5	7.0m	2:33.52	56.49s (0)	28.69s (0)
8 WHISKEY BLAZE	6	8.2m	2:33.61	56.24s (0)	28.42s (0)
2 BODHI TREE	7	10.5m	2:33.78	56.09s (0)	28.25s (0)
7 JUST ROKIN	8	11.8m	2:33.87	55.35s (1)	28.06s (1)

Finish Position and metres gained from 800m



Sectionals
Powered by



Home of Australian Harness Sectionals

Get your sectionals delivered to your inbox daily

Check out www.pjdata.com.au



The Racing Queensland Board (trading as Racing Queensland) and provider are not responsible for the completeness or accuracy of any of the information contained herein, and makes no representations about its suitability for any purpose.

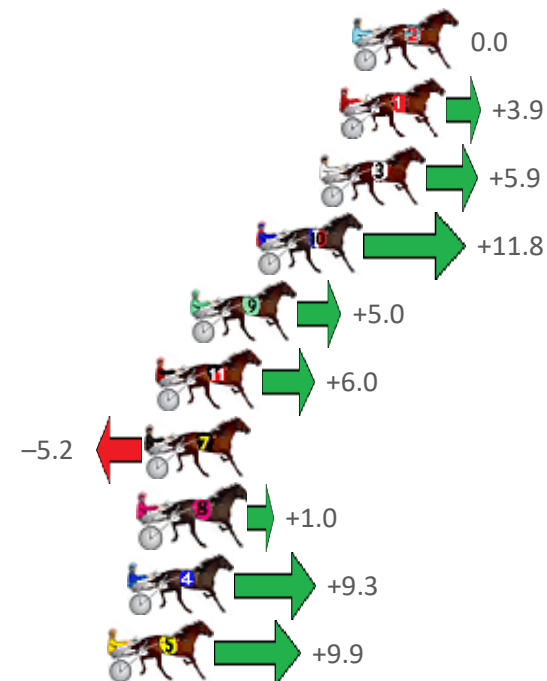
Albion Park Race 8 Distance 2138m

Tuesday, 25 August 2020

Gross Time: 2:36.10 MileRate: 1:57.50 LeadTime: 37.80s First Qtr: 31.80s Second Qtr: 30.80s Third Qtr: 28.20s Fourth Qtr: 27.50s

NoHorse	Plc	Margin	Time	800Time (W)	400 Time (W)
2 STOMPPEM	1	0.0m	2:36.10	55.70s (0)	27.50s (0)
1 SMOOTH SAILOR	2	0.5m	2:36.14	55.43s (0)	27.23s (0)
3 JONAH JONES	3	1.3m	2:36.19	55.29s (1)	27.08s (1)
10 HARPAGUS	4	3.8m	2:36.38	54.88s (1)	26.72s (1)
9 SAM IS PERFECTION	5	6.4m	2:36.56	55.35s (1)	27.16s (2)
11 DEECAESAR	6	7.8m	2:36.66	55.28s (0)	27.09s (0)
7 DYNAMIC BROMAC	7	8.2m	2:36.69	56.06s (1)	27.84s (1)
8 COREY WILLIAM	8	8.4m	2:36.71	55.63s (0)	27.46s (0)
4 WINKANDITSOVER	9	8.9m	2:36.74	55.06s (0)	26.86s (0)
5 ULTIMATE AD	10	9.7m	2:36.80	55.01s (1)	27.10s (2)

Finish Position and metres gained from 800m



Sectionals
Powered by



Home of Australian Harness Sectionals

Get your sectionals delivered to your inbox daily

Check out www.pjdata.com.au



The Racing Queensland Board (trading as Racing Queensland) and provider are not responsible for the completeness or accuracy of any of the information contained herein, and makes no representations about its suitability for any purpose.


Albion Park Race 9 Distance 2138m

Tuesday, 25 August 2020

Gross Time: 2:34.70 MileRate: 1:56.50 LeadTime: 37.70s First Qtr: 30.20s Second Qtr: 30.80s Third Qtr: 28.80s Fourth Qtr: 27.20s

NoHorse	Plc	Margin	Time	800Time (W)	400 Time (W)
4 HELLO ITS ME	1	0.0m	2:34.70	56.00s (0)	27.20s (0)
3 THE RAGNBONE MAN	2	10.6m	2:35.46	56.39s (0)	27.61s (0)
6 BLUE SHARD	3	12.5m	2:35.60	56.23s (1)	27.50s (1)
12 LITTLELIONELJAMES	4	16.2m	2:35.86	55.86s (1)	27.12s (1)
8 LANCELOT BROMAC	5	18.5m	2:36.02	56.02s (0)	27.21s (0)
2 KAY NORA SHANNON	6	18.9m	2:36.05	56.66s (0)	27.87s (0)
7 COPPICE	7	19.4m	2:36.09	55.79s (1)	27.05s (2)
10 SIR JUJON	8	20.7m	2:36.18	56.47s (1)	27.72s (1)
1 PHOTOZEN	9	24.4m	2:36.45	56.72s (0)	27.90s (0)
5 SEEKING AMNESTY	10	40.4m	2:37.59	57.25s (0)	28.40s (0)
9 JUST ONE GOOD ONE	11	67.1m	2:39.51	60.32s (1)	30.17s (1)

Finish Position and metres gained from 800m



Sectionals
Powered by



Home of Australian Harness Sectionals

Get your sectionals delivered to your inbox daily

Check out www.pjdata.com.au



The Racing Queensland Board (trading as Racing Queensland) and provider are not responsible for the completeness or accuracy of any of the information contained herein, and makes no representations about its suitability for any purpose.


Albion Park Race 10 Distance 1660m

Tuesday, 25 August 2020

Gross Time: 1:56.60 MileRate: 1:53.00 LeadTime: 3.50s First Qtr: 27.40s Second Qtr: 29.50s Third Qtr: 28.30s Fourth Qtr: 27.90s

No	Horse	Plc	Margin	Time	800Time (W)	400 Time (W)
3	BLACK HAWK JOE	1	0.0m	1:56.60	56.20s (0)	27.90s (0)
9	FOUR STARZZZ FORSA	2	5.4m	1:57.00	55.78s (1)	27.83s (2)
8	MAJOR FERNCO	3	7.4m	1:57.14	56.14s (0)	27.66s (0)
5	ONYA DOUG	4	10.2m	1:57.35	56.03s (0)	27.83s (2)
6	SHEZ GRININ	5	13.8m	1:57.61	55.99s (0)	27.82s (0)
1	RED TERROR	6	16.4m	1:57.80	57.07s (0)	28.58s (0)
4	VIEWBYTHEROCK	7	16.9m	1:57.84	57.25s (1)	28.78s (1)
10	JILLIBY JACKPOT	8	18.8m	1:57.98	56.37s (1)	28.22s (3)
7	OUR FRIEND	9	19.1m	1:58.00	56.05s (1)	27.93s (3)
2	COBBLER LANE	10	22.4m	1:58.24	57.30s (1)	28.77s (1)

Finish Position and metres gained from 800m



Sectionals
Powered by



Home of Australian Harness Sectionals

Get your sectionals delivered to your inbox daily

Check out www.pjdata.com.au



The Racing Queensland Board (trading as Racing Queensland) and provider are not responsible for the completeness or accuracy of any of the information contained herein, and makes no representations about its suitability for any purpose.