

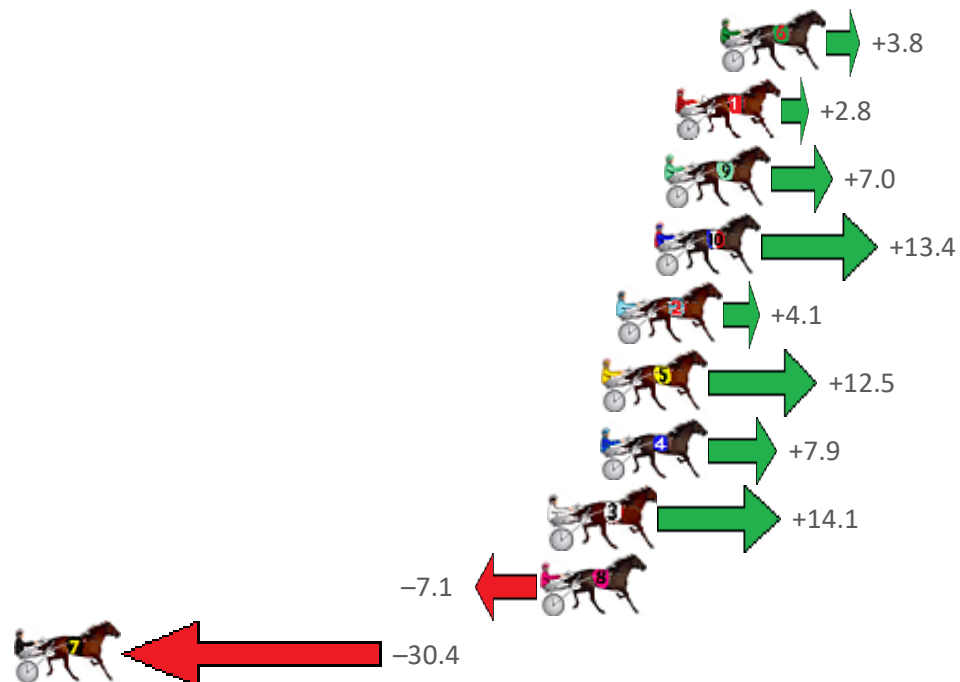
# Albion Park Race 1 Distance 2138m

Tuesday, 18 August 2020

Gross Time: 2:44.40 MileRate: 2:03.20 LeadTime: 43.60s First Qtr: 32.30s Second Qtr: 30.20s Third Qtr: 28.80s Fourth Qtr: 29.50s

NoHorse	Plc	Margin	Time	800Time (W)	400 Time (W)
6 SKYLINE	1	0.0m	2:44.40	58.02s (1)	29.32s (1)
1 LANSBURY	2	1.8m	2:44.54	58.10s (0)	29.31s (0)
9 IM THE COMMANDO	3	2.2m	2:44.57	57.79s (0)	29.03s (0)
10 HAVANA MAGIC	4	2.6m	2:44.60	57.33s (2)	29.27s (2)
2 ROCKET NOVA	5	4.1m	2:44.72	58.00s (1)	29.30s (1)
5 ROSEHILL MAGIC	6	4.7m	2:44.76	57.39s (1)	28.74s (2)
4 JUSTABITLIKEMUM	7	4.7m	2:44.76	57.73s (1)	28.99s (1)
3 PUMA ROAD	8	6.7m	2:44.92	57.28s (2)	29.24s (2)
8 MISS INVASION	9	7.1m	2:44.95	58.81s (0)	30.02s (0)
7 IS SOMETHINGBURNIN	10	44.0m	2:47.80	60.50s (0)	31.41s (0)

Finish Position and metres gained from 800m



Sectionals  
Powered by



Home of Australian Harness Sectionals

Get your sectionals delivered to your inbox daily

Check out [www.pjdata.com.au](http://www.pjdata.com.au)



The Racing Queensland Board (trading as Racing Queensland) and provider are not responsible for the completeness or accuracy of any of the information contained herein, and makes no representations about its suitability for any purpose.

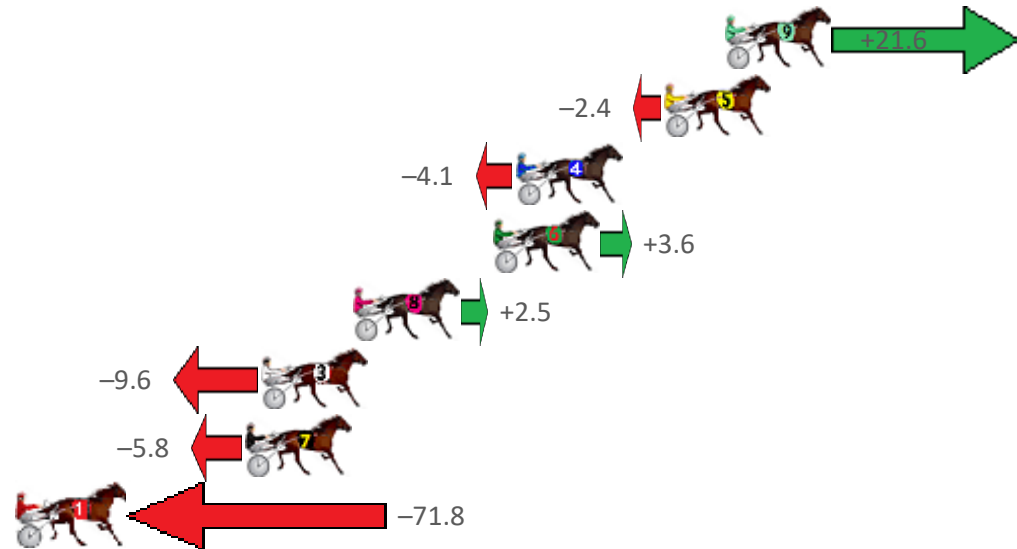
# Albion Park Race 2 Distance 2647m

Tuesday, 18 August 2020

Gross Time: 3:21.60 MileRate: 2:01.20 LeadTime: 81.90s First Qtr: 31.70s Second Qtr: 30.30s Third Qtr: 29.20s Fourth Qtr: 28.50s

NoHorse	Plc	Margin	Time	800Time (W)	400 Time (W)
9 GREG THE GREAT	1	0.0m	3:21.60	56.15s (1)	27.88s (2)
5 CASTLEREAGH	2	2.4m	3:21.78	57.87s (0)	28.67s (0)
4 SENITAS SUCCESS	3	8.3m	3:22.22	57.99s (0)	28.76s (0)
6 MIRACLE RISING	4	9.2m	3:22.29	57.44s (1)	28.41s (1)
8 JEDDY R YA READY	5	14.7m	3:22.70	57.52s (1)	28.48s (1)
3 BOURBONONTHEROCK	6	18.4m	3:22.98	58.39s (0)	29.10s (0)
7 GEE UP NEDDY	7	19.0m	3:23.02	58.12s (0)	28.81s (0)
1 MALABAR SPUR	8	211.8m	3:37.45	62.85s (0)	33.59s (0)

Finish Position and metres gained from 800m



Sectionals  
Powered by



Home of Australian Harness Sectionals

Get your sectionals delivered to your inbox daily

Check out [www.pjdata.com.au](http://www.pjdata.com.au)



The Racing Queensland Board (trading as Racing Queensland) and provider are not responsible for the completeness or accuracy of any of the information contained herein, and makes no representations about its suitability for any purpose.

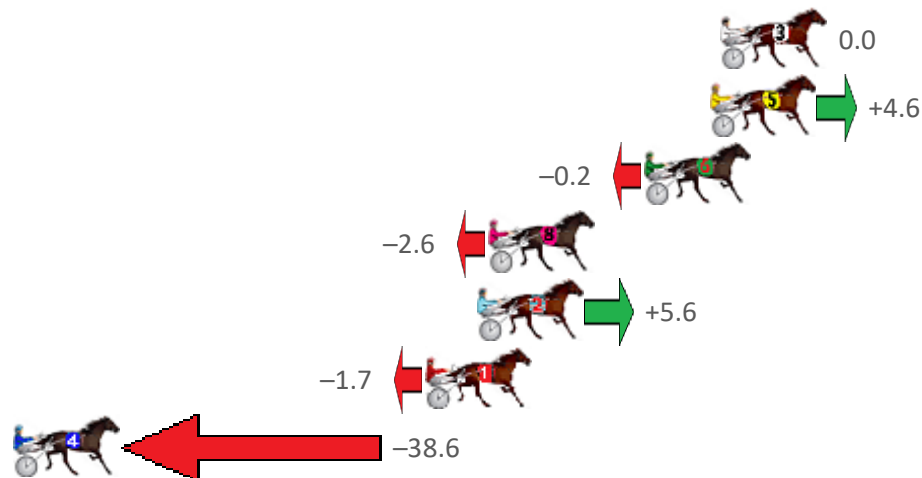
# Albion Park Race 3 Distance 1660m

Tuesday, 18 August 2020

Gross Time: 2:00.50 MileRate: 1:56.80 LeadTime: 3.40s First Qtr: 28.60s Second Qtr: 31.90s Third Qtr: 28.30s Fourth Qtr: 28.30s

NoHorse	Plc	Margin	Time	800Time (W)	400 Time (W)
3 LETS TORQUE A DEAL	1	0.0m	2:00.50	56.60s (0)	28.30s (0)
5 PRESS STATEMENT	2	0.4m	2:00.53	56.28s (0)	28.00s (0)
6 HAPPY PUBLICANS	3	3.0m	2:00.72	56.61s (2)	28.36s (1)
8 ITZ MAJOR RICH	4	9.2m	2:01.18	56.78s (1)	28.47s (1)
2 RINGOS A STAR	5	9.6m	2:01.21	56.21s (0)	27.93s (0)
1 BONNIES A ROCKIN	6	11.7m	2:01.37	56.72s (0)	28.49s (0)
4 LAKER	7	49.8m	2:04.20	59.32s (1)	30.96s (1)

Finish Position and metres gained from 800m



Sectionals  
Powered by



Home of Australian Harness Sectionals

Get your sectionals delivered to your inbox daily

Check out [www.pjdata.com.au](http://www.pjdata.com.au)



The Racing Queensland Board (trading as Racing Queensland) and provider are not responsible for the completeness or accuracy of any of the information contained herein, and makes no representations about its suitability for any purpose.

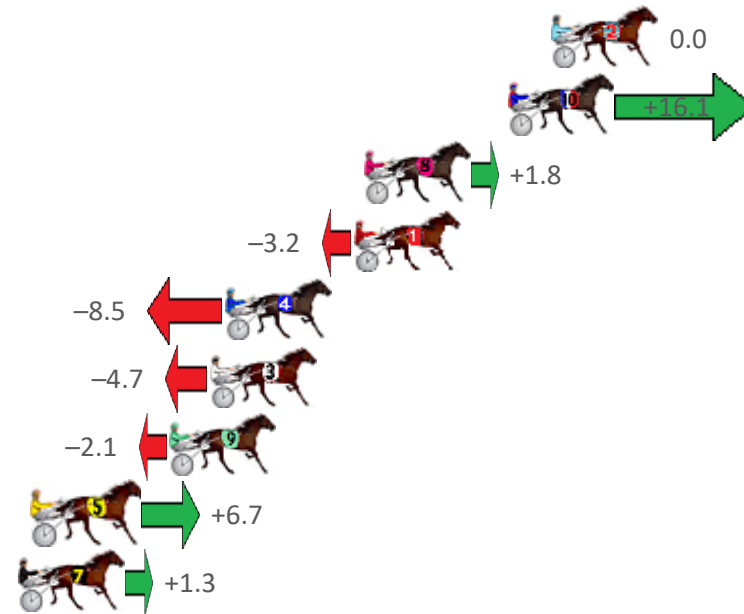
# Albion Park Race 4 Distance 1660m

Tuesday, 18 August 2020

Gross Time: 1:58.10 MileRate: 1:54.50 LeadTime: 3.40s First Qtr: 28.20s Second Qtr: 30.30s Third Qtr: 28.40s Fourth Qtr: 27.80s

NoHorse	Plc	Margin	Time	800Time (W)	400 Time (W)
2 JACKBKWIK	1	0.0m	1:58.10	56.20s (0)	27.80s (0)
10 ROCKS OR DIAMONDS	2	1.7m	1:58.22	55.08s (1)	27.56s (2)
8 THE RAGNBONE MAN	3	7.4m	1:58.64	56.07s (0)	27.70s (0)
1 FIRE ME UP	4	7.8m	1:58.67	56.42s (0)	28.02s (0)
4 SCHNAPPSHOT	5	12.9m	1:59.04	56.79s (1)	28.35s (1)
3 ABERCROMBIE TAB	6	13.5m	1:59.09	56.53s (1)	28.08s (1)
9 KAY NORA SHANNON	7	15.1m	1:59.20	56.35s (1)	27.86s (1)
5 SUNDOWNER SHANNO	8	20.5m	1:59.60	55.73s (1)	27.89s (2)
7 SEEKING AMNESTY	9	21.1m	1:59.64	56.11s (1)	28.33s (2)

Finish Position and metres gained from 800m



Sectionals  
Powered by



Home of Australian Harness Sectionals

Get your sectionals delivered to your inbox daily

Check out [www.pjdata.com.au](http://www.pjdata.com.au)



The Racing Queensland Board (trading as Racing Queensland) and provider are not responsible for the completeness or accuracy of any of the information contained herein, and makes no representations about its suitability for any purpose.

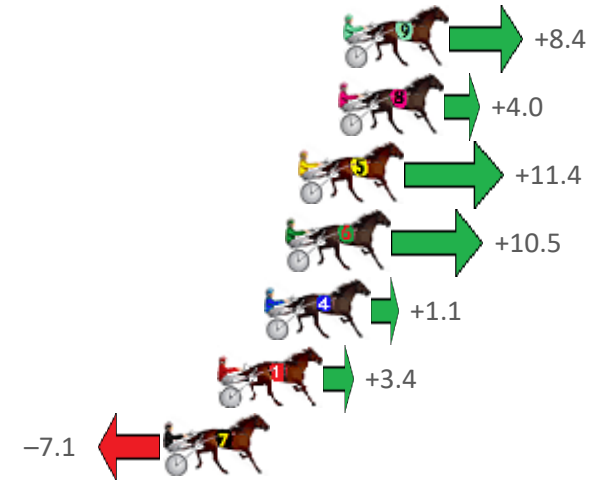
# Albion Park Race 5 Distance 1660m

Tuesday, 18 August 2020

Gross Time: 1:58.30 MileRate: 1:54.70 LeadTime: 3.30s First Qtr: 27.50s Second Qtr: 31.20s Third Qtr: 28.40s Fourth Qtr: 27.90s

NoHorse	Plc	Margin	Time	800Time (W)	400 Time (W)
9 STOMPEN	1	0.0m	1:58.30	55.71s (1)	27.53s (1)
8 MUCH BETTOR	2	0.2m	1:58.31	56.02s (1)	27.86s (1)
5 APHORISM	3	1.8m	1:58.43	55.50s (0)	27.04s (1)
6 CLARRY	4	2.3m	1:58.47	55.57s (1)	27.37s (1)
4 BEE GEES BANDIT	5	3.1m	1:58.53	56.22s (0)	27.82s (0)
1 ALE ALE KAI	6	5.0m	1:58.67	56.06s (0)	27.66s (0)
7 IMA TOP TYCOON	7	7.1m	1:58.82	56.80s (0)	28.39s (0)

## Finish Position and metres gained from 800m



Sectionals  
Powered by



Home of Australian Harness Sectionals

Get your sectionals delivered to your inbox daily

Check out [www.pjdata.com.au](http://www.pjdata.com.au)



The Racing Queensland Board (trading as Racing Queensland) and provider are not responsible for the completeness or accuracy of any of the information contained herein, and makes no representations about its suitability for any purpose.


# Albion Park Race 6 Distance 2138m

Tuesday, 18 August 2020

Gross Time: 2:34.70 MileRate: 1:56.50 LeadTime: 37.60s First Qtr: 31.10s Second Qtr: 29.00s Third Qtr: 28.30s Fourth Qtr: 28.70s

No	Horse	Plc	Margin	Time	800Time (W)	400 Time (W)
1	FOUR STARZZZ FORSA	1	0.0m	2:34.70	57.00s (0)	28.70s (0)
8	VIEWBYTHEROCK	2	6.5m	2:35.19	57.13s (0)	28.72s (0)
11	COPPERFIELD	3	7.7m	2:35.28	57.28s (1)	28.99s (1)
4	BLUE SHARD	4	7.8m	2:35.29	56.83s (0)	28.49s (0)
10	ONYA DOUG	5	9.2m	2:35.39	56.22s (0)	28.14s (2)
12	LITTLELIONELJAMES	6	10.1m	2:35.46	56.38s (1)	28.52s (2)
5	LANCELOT BROMAC	7	12.1m	2:35.61	55.80s (0)	27.95s (2)
7	HIT THE TRACK	8	17.0m	2:35.98	56.53s (1)	28.67s (3)
2	SIR JUJON	9	17.2m	2:36.00	57.20s (1)	29.33s (1)
9	ACOLTNAME DSU	10	21.4m	2:36.31	57.41s (0)	29.13s (0)
6	JUST ONE GOOD ONE	11	27.0m	2:36.73	57.17s (0)	29.14s (0)
3	UTELLA	12	84.2m	2:41.04	62.29s (1)	33.12s (1)

Finish Position and metres gained from 800m



Sectionals  
Powered by



Home of Australian Harness Sectionals

Get your sectionals delivered to your inbox daily

Check out [www.pjdata.com.au](http://www.pjdata.com.au)



The Racing Queensland Board (trading as Racing Queensland) and provider are not responsible for the completeness or accuracy of any of the information contained herein, and makes no representations about its suitability for any purpose.

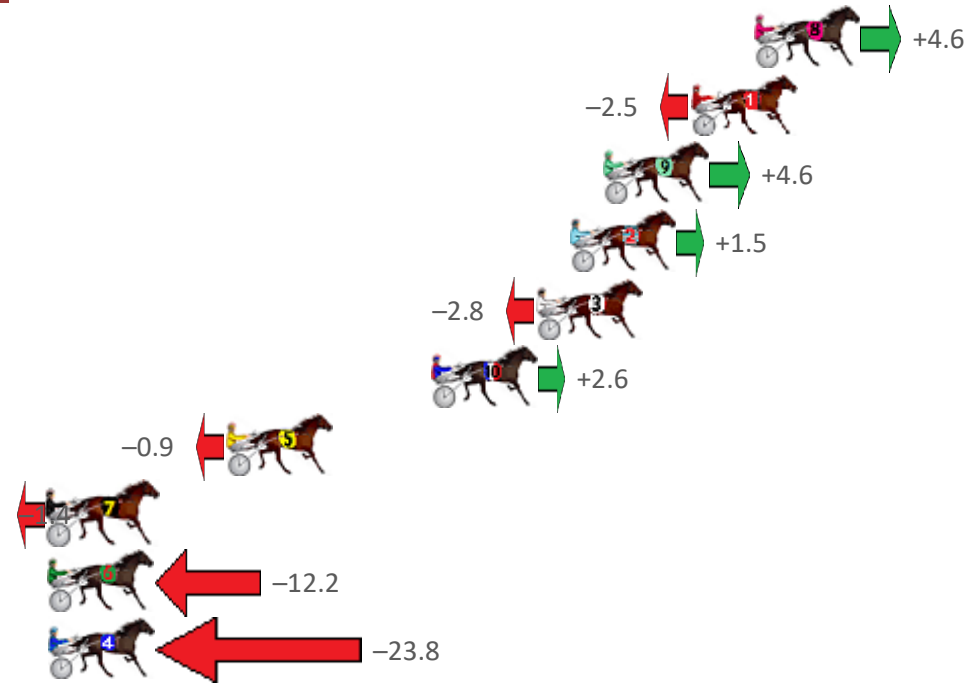
# Albion Park Race 7 Distance 1660m

Tuesday, 18 August 2020

Gross Time: 1:54.20 MileRate: 1:50.70 LeadTime: 3.50s First Qtr: 27.10s Second Qtr: 28.00s Third Qtr: 27.50s Fourth Qtr: 28.10s

NoHorse	Plc	Margin	Time	800Time (W)	400 Time (W)
8 NURBURGRING	1	0.0m	1:54.20	55.28s (0)	27.81s (0)
1 CRUNCH TIME	2	2.5m	1:54.38	55.77s (0)	28.27s (0)
9 WILL THE WIZARD	3	6.0m	1:54.64	55.28s (1)	27.93s (1)
2 PARAVANI	4	7.3m	1:54.74	55.50s (0)	28.01s (0)
3 GAME SET MAJOR	5	8.6m	1:54.84	55.79s (1)	28.41s (1)
10 HIPSTAR	6	12.8m	1:55.15	55.42s (1)	28.07s (1)
5 SNOOP STRIDE	7	20.9m	1:55.74	55.66s (1)	28.29s (1)
7 STREET APPEAL	8	30.6m	1:56.46	55.70s (1)	28.49s (0)
6 NEWPORT DREAMZ	9	32.4m	1:56.59	56.44s (0)	29.11s (0)
4 JEROSH	10	48.0m	1:57.75	57.24s (1)	29.69s (1)

Finish Position and metres gained from 800m



Sectionals  
Powered by



Home of Australian Harness Sectionals

Get your sectionals delivered to your inbox daily

Check out [www.pjdata.com.au](http://www.pjdata.com.au)



The Racing Queensland Board (trading as Racing Queensland) and provider are not responsible for the completeness or accuracy of any of the information contained herein, and makes no representations about its suitability for any purpose.


# Albion Park Race 8 Distance 1660m

Tuesday, 18 August 2020

Gross Time: 1:57.50 MileRate: 1:53.90 LeadTime: 3.40s First Qtr: 28.10s Second Qtr: 30.40s Third Qtr: 28.00s Fourth Qtr: 27.60s

NoHorse	Plc	Margin	Time	800Time (W)	400 Time (W)
3 BUMPER	1	0.0m	1:57.50	55.12s (1)	27.28s (1)
1 STORMY RAIDER	2	1.4m	1:57.60	55.37s (0)	27.33s (0)
8 HARPAGUS	3	1.9m	1:57.64	55.10s (0)	27.06s (0)
2 OUTLAW FELLA	4	2.1m	1:57.65	55.75s (0)	27.74s (0)
5 WINKANDITSOVER	5	5.1m	1:57.87	55.77s (1)	27.94s (1)
4 OUR LITTLE DIGGER	6	5.9m	1:57.93	55.07s (0)	27.04s (0)
7 DYNAMIC BROMAC	7	9.5m	1:58.19	54.61s (1)	26.89s (0)
10 EL GRAN SENOR	8	10.3m	1:58.25	55.23s (1)	27.39s (1)
6 HAVANA MOON	9	10.5m	1:58.26	54.97s (1)	27.11s (1)
9 COLONEL JOY	10	13.2m	1:58.46	55.72s (1)	27.87s (1)

Finish Position and metres gained from 800m



Sectionals  
Powered by



Home of Australian Harness Sectionals

Get your sectionals delivered to your inbox daily

Check out [www.pjdata.com.au](http://www.pjdata.com.au)



The Racing Queensland Board (trading as Racing Queensland) and provider are not responsible for the completeness or accuracy of any of the information contained herein, and makes no representations about its suitability for any purpose.



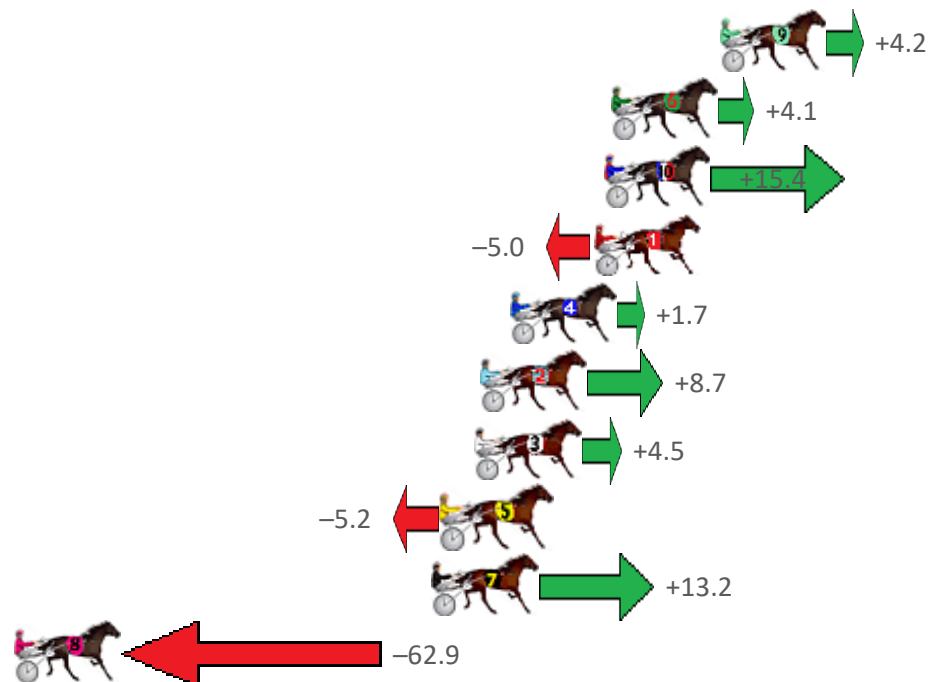
# Albion Park Race 9 Distance 1660m

Tuesday, 18 August 2020

Gross Time: 1:58.30 MileRate: 1:54.70 LeadTime: 3.60s First Qtr: 27.90s Second Qtr: 29.80s Third Qtr: 28.90s Fourth Qtr: 28.10s

NoHorse	Plc	Margin	Time	800Time (W)	400 Time (W)
9 JUSTA DALE	1	0.0m	1:58.30	56.70s (0)	27.79s (0)
6 UNDERTHEKILT	2	4.3m	1:58.62	56.71s (0)	27.77s (0)
10 CALLMEDEMARO	3	4.6m	1:58.64	55.91s (2)	28.20s (2)
1 RUNFORTHEROSES	4	5.0m	1:58.67	57.35s (0)	28.45s (0)
4 JILLIBY JACKPOT	5	8.3m	1:58.91	56.88s (1)	28.33s (1)
2 RED TERROR	6	9.5m	1:59.00	56.38s (1)	27.91s (2)
3 SHEZ GRININ	7	9.7m	1:59.02	56.68s (1)	28.13s (1)
5 TORQUE ONETWOTHRE	8	11.0m	1:59.11	57.37s (1)	28.81s (1)
7 SOMEHOWSOMEWAY	9	11.4m	1:59.14	56.06s (2)	28.34s (2)
8 OUR FRIEND	10	142.9m	2:08.85	61.46s (0)	31.10s (0)

Finish Position and metres gained from 800m



Sectionals  
Powered by



Home of Australian Harness Sectionals

Get your sectionals delivered to your inbox daily

Check out [www.pjdata.com.au](http://www.pjdata.com.au)



The Racing Queensland Board (trading as Racing Queensland) and provider are not responsible for the completeness or accuracy of any of the information contained herein, and makes no representations about its suitability for any purpose.