

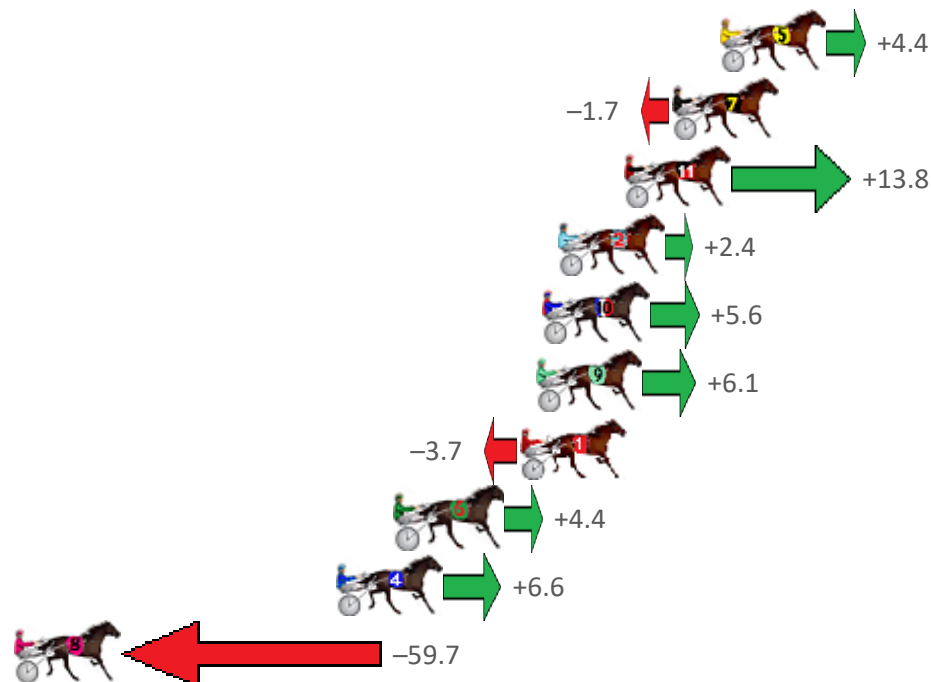
Albion Park Race 1 Distance 2138m

Saturday, 15 August 2020

Gross Time: 2:35.40 MileRate: 1:57.00 LeadTime: 37.90s First Qtr: 31.50s Second Qtr: 30.50s Third Qtr: 27.80s Fourth Qtr: 27.70s

No	Horse	Plc	Margin	Time	800Time (W)	400 Time (W)
5	HURRICANE ROY	1	0.0m	2:35.40	55.20s (1)	27.40s (0)
7	ROCKNROLL DUDE	2	1.9m	2:35.54	55.62s (1)	27.83s (0)
11	TACTICAL RESPONSE	3	3.8m	2:35.68	54.55s (1)	27.73s (2)
2	LA PLAYER	4	6.4m	2:35.87	55.33s (1)	28.02s (1)
10	HANDSOME HERO	5	7.0m	2:35.91	55.11s (0)	26.69s (0)
9	JUST JOSHIN	6	7.3m	2:35.93	55.08s (1)	27.65s (1)
1	BLUE MOON RISING	7	7.9m	2:35.98	55.76s (0)	27.20s (0)
6	RIVERLEIGH ROCKET	8	12.8m	2:36.33	55.20s (0)	27.45s (1)
4	PADRISIMO	9	15.2m	2:36.51	55.04s (1)	28.03s (2)
8	COMMODORE JUJON	10	68.1m	2:40.36	59.62s (0)	28.95s (0)

Finish Position and metres gained from 800m



Sectionals
Powered by



Home of Australian Harness Sectionals

Get your sectionals delivered to your inbox daily

Check out www.pjdata.com.au



The Racing Queensland Board (trading as Racing Queensland) and provider are not responsible for the completeness or accuracy of any of the information contained herein, and makes no representations about its suitability for any purpose.

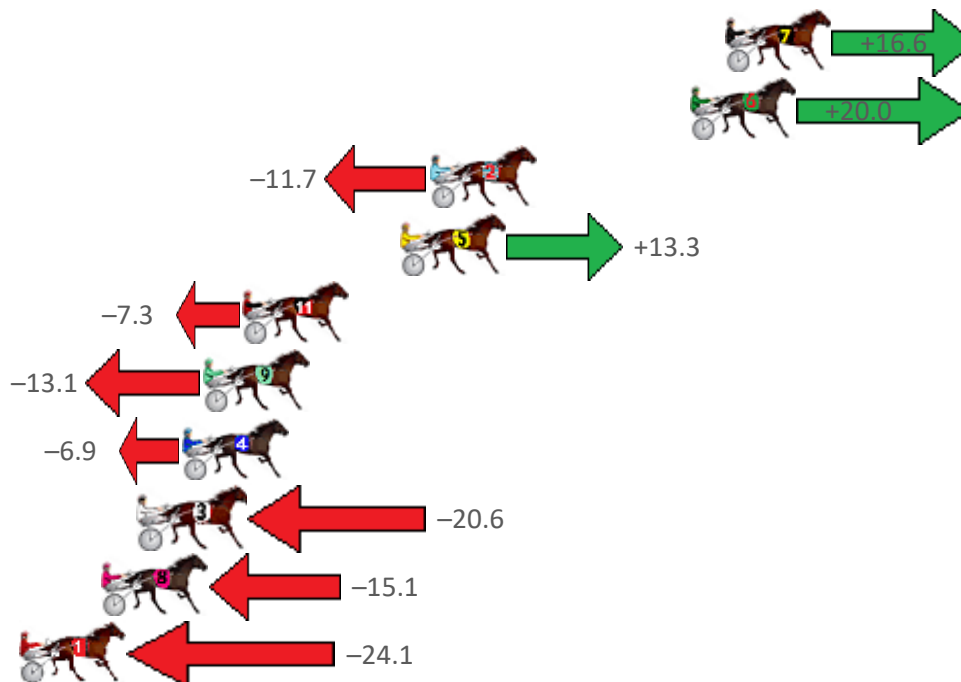
Albion Park Race 2 Distance 2138m

Saturday, 15 August 2020

Gross Time: 2:31.20 MileRate: 1:53.80 LeadTime: 36.10s First Qtr: 29.60s Second Qtr: 29.20s Third Qtr: 28.20s Fourth Qtr: 28.10s

No	Horse	Plc	Margin	Time	800Time (W)	400 Time (W)
7	MY ULTIMATE STAR	1	0.0m	2:31.20	55.14s (1)	28.00s (2)
6	MAJOR MUCHA	2	1.4m	2:31.30	54.90s (1)	27.72s (2)
2	PINUP BOY	3	11.7m	2:32.06	57.12s (0)	28.92s (0)
5	BETTERTHANAJEEP	4	12.9m	2:32.15	55.37s (1)	28.07s (2)
11	GOTTA MOMENT	5	19.1m	2:32.61	56.81s (1)	28.55s (1)
9	MAN FROM BRAAVOS	6	20.7m	2:32.73	57.22s (1)	28.96s (1)
4	CONVAIR HUSTLER	7	21.5m	2:32.79	56.78s (0)	28.41s (0)
3	THEARTOFINFUSION	8	23.2m	2:32.91	57.74s (1)	29.47s (1)
8	APHORISM	9	24.7m	2:33.02	57.36s (0)	28.97s (0)
1	WHOSTOLEMYPIGEON	10	28.3m	2:33.29	57.99s (0)	29.60s (0)

Finish Position and metres gained from 800m



Sectionals
Powered by



Home of Australian Harness Sectionals

Get your sectionals delivered to your inbox daily

Check out www.pjdata.com.au



The Racing Queensland Board (trading as Racing Queensland) and provider are not responsible for the completeness or accuracy of any of the information contained herein, and makes no representations about its suitability for any purpose.

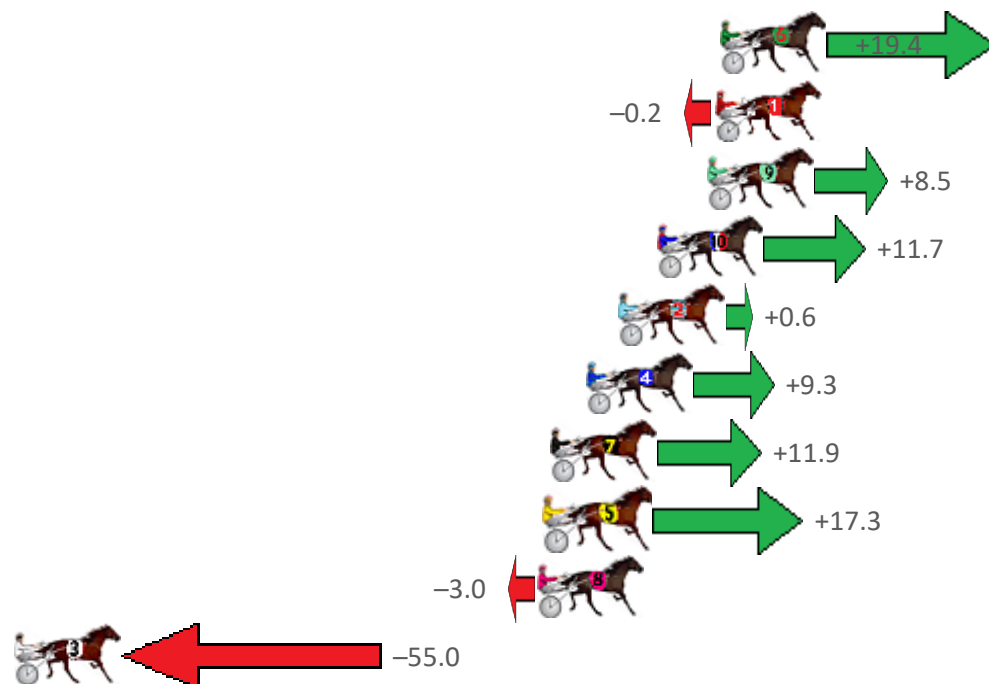
Albion Park Race 3 Distance 1660m

Saturday, 15 August 2020

Gross Time: 1:56.40 MileRate: 1:52.80 LeadTime: 3.40s First Qtr: 26.70s Second Qtr: 30.00s Third Qtr: 28.50s Fourth Qtr: 27.80s

NoHorse	Plc	Margin	Time	800Time (W)	400 Time (W)
6 RUBIES FOR TASH	1	0.0m	1:56.40	54.94s (1)	26.47s (2)
1 SQUIRE	2	0.2m	1:56.41	56.31s (0)	27.81s (0)
9 MAFUTA VAUTIN	3	0.5m	1:56.44	55.71s (0)	27.23s (1)
10 OUR LITTLE DIGGER	4	2.5m	1:56.58	55.48s (0)	27.21s (0)
2 KEY LARGO	5	4.0m	1:56.69	56.26s (1)	27.84s (1)
4 JONAH JONES	6	5.3m	1:56.79	55.65s (1)	27.17s (2)
7 DEECAESAR	7	6.7m	1:56.89	55.47s (0)	27.06s (0)
5 THE DEMOCRAT	8	6.9m	1:56.90	55.09s (1)	26.62s (2)
8 LEFT A TERROR	9	7.2m	1:56.93	56.51s (0)	27.97s (0)
3 CONDAFEW	10	64.2m	2:01.09	60.15s (1)	30.97s (1)

Finish Position and metres gained from 800m



Sectionals
Powered by



Home of Australian Harness Sectionals

Get your sectionals delivered to your inbox daily

Check out www.pjdata.com.au



The Racing Queensland Board (trading as Racing Queensland) and provider are not responsible for the completeness or accuracy of any of the information contained herein, and makes no representations about its suitability for any purpose.

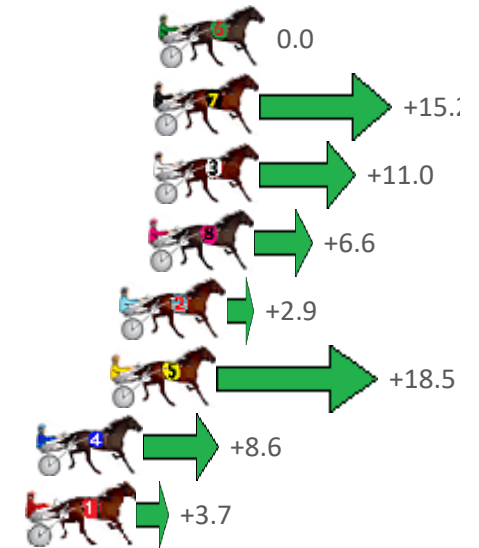
Albion Park Race 4 Distance 2138m

Saturday, 15 August 2020

Gross Time: 2:34.10 MileRate: 1:56.00 LeadTime: 37.00s First Qtr: 30.70s Second Qtr: 30.00s Third Qtr: 28.90s Fourth Qtr: 27.50s

NoHorse	Plc	Margin	Time	800Time (W)	400 Time (W)
6 CHANTREY	1	0.0m	2:34.10	56.40s (0)	27.50s (0)
7 MAJOR GENERALJUJON	2	0.2m	2:34.11	55.33s (1)	26.62s (1)
3 CLARKEY	3	0.2m	2:34.11	55.63s (1)	26.98s (1)
8 ALWAYS IN COMMAND	4	0.4m	2:34.13	55.94s (1)	27.31s (1)
2 THE BUS	5	1.5m	2:34.21	56.20s (0)	27.27s (0)
5 SIR JULIAN	6	1.9m	2:34.24	55.10s (1)	26.36s (1)
4 CLASSIE AMERICAN	7	4.8m	2:34.45	55.80s (0)	26.83s (0)
1 SO KOOL MASTER	8	5.1m	2:34.47	56.14s (0)	27.19s (0)

Finish Position and metres gained from 800m



Sectionals
Powered by



Home of Australian Harness Sectionals

Get your sectionals delivered to your inbox daily

Check out www.pjdata.com.au



The Racing Queensland Board (trading as Racing Queensland) and provider are not responsible for the completeness or accuracy of any of the information contained herein, and makes no representations about its suitability for any purpose.

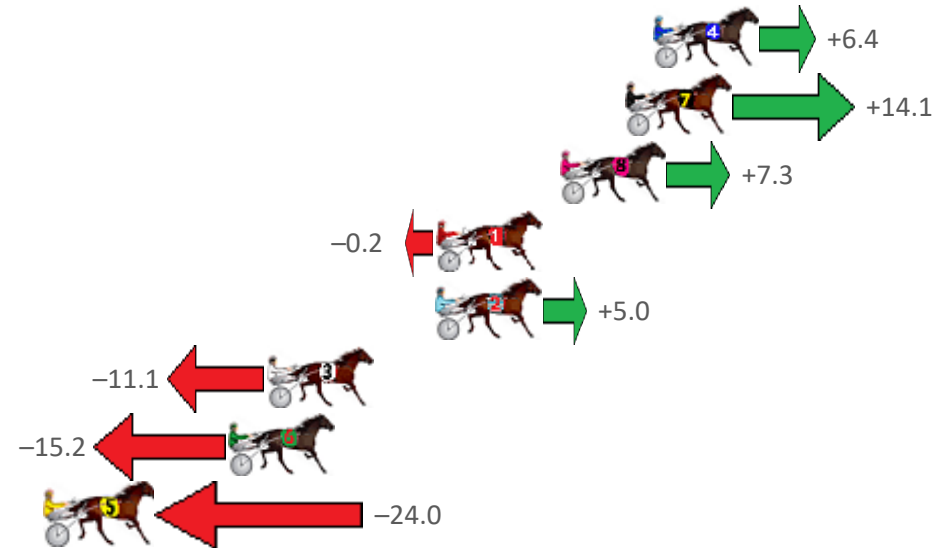
Albion Park Race 5 Distance 2138m

Saturday, 15 August 2020

Gross Time: 2:31.10 MileRate: 1:53.70 LeadTime: 36.20s First Qtr: 30.70s Second Qtr: 28.60s Third Qtr: 28.10s Fourth Qtr: 27.50s

NoHorse	Plc	Margin	Time	800Time (W)	400 Time (W)
4 FAME ASSURED	1	0.0m	2:31.10	55.16s (1)	27.17s (1)
7 BRIGHT ENERGY	2	1.1m	2:31.18	54.63s (1)	26.86s (2)
8 NORTHVIEW HUSTLER	3	3.7m	2:31.37	55.10s (1)	27.11s (1)
1 LILAC FLASH	4	8.6m	2:31.72	55.61s (0)	27.34s (0)
2 SCOOB OPERATOR	5	8.6m	2:31.72	55.25s (0)	27.16s (1)
3 SUBTLE DELIGHT	6	15.3m	2:32.21	56.37s (0)	28.11s (0)
6 KID MONTANA	7	16.8m	2:32.32	56.65s (1)	28.65s (1)
5 GLENFERRIE HOOD	8	24.0m	2:32.84	57.26s (0)	28.99s (0)

Finish Position and metres gained from 800m



Sectionals
Powered by



Home of Australian Harness Sectionals

Get your sectionals delivered to your inbox daily

Check out www.pjdata.com.au



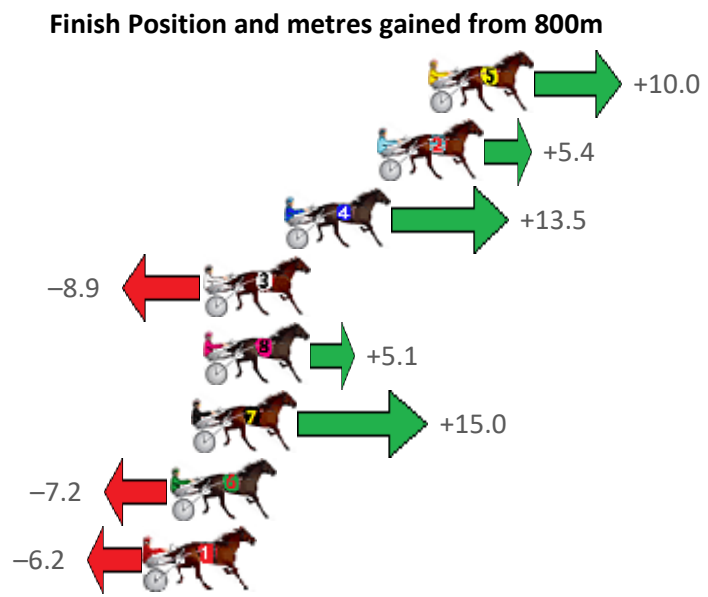
The Racing Queensland Board (trading as Racing Queensland) and provider are not responsible for the completeness or accuracy of any of the information contained herein, and makes no representations about its suitability for any purpose.

Albion Park Race 6 Distance 2138m

Saturday, 15 August 2020

Gross Time: 2:32.80 MileRate: 1:55.00 LeadTime: 38.30s First Qtr: 29.80s Second Qtr: 29.00s Third Qtr: 28.20s Fourth Qtr: 27.50s

NoHorse	Plc	Margin	Time	800Time (W)	400 Time (W)
5 SMART AS CAMM BE	1	0.0m	2:32.80	55.01s (0)	26.79s (0)
2 TACT BESS	2	2.0m	2:32.94	55.33s (1)	27.14s (1)
4 JERADAS DELIGHT	3	5.7m	2:33.21	54.77s (1)	26.63s (1)
3 JUST DEAL IT	4	8.9m	2:33.44	56.32s (0)	28.11s (0)
8 GODDESS JUJON	4	8.9m	2:33.44	55.35s (1)	27.22s (1)
7 LOVE MY SISTER	6	9.4m	2:33.48	54.66s (1)	26.60s (1)
6 SAINT KILDA BEACH	7	10.2m	2:33.54	56.20s (1)	27.99s (1)
1 ALE ALE KAI	8	11.2m	2:33.61	56.13s (0)	27.88s (0)



Sectionals
Powered by



Home of Australian Harness Sectionals

Get your sectionals delivered to your inbox daily

Check out www.pjdata.com.au



The Racing Queensland Board (trading as Racing Queensland) and provider are not responsible for the completeness or accuracy of any of the information contained herein, and makes no representations about its suitability for any purpose.

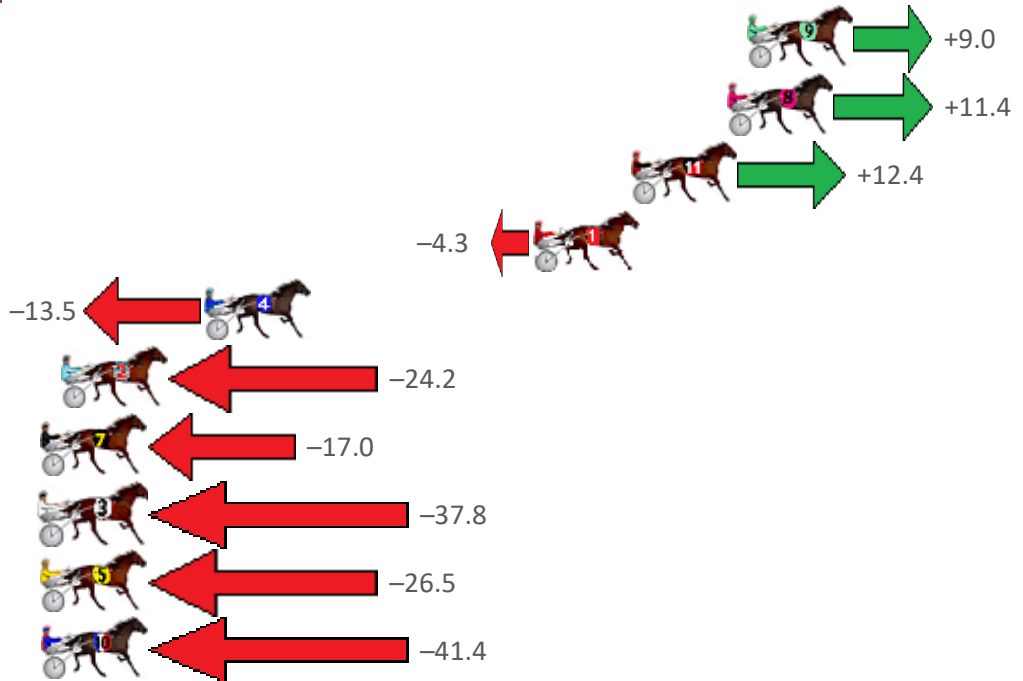
Albion Park Race 7 Distance 1660m

Saturday, 15 August 2020

Gross Time: 1:58.30 MileRate: 1:54.70 LeadTime: 3.50s First Qtr: 27.90s Second Qtr: 30.40s Third Qtr: 28.40s Fourth Qtr: 28.10s

NoHorse	Plc	Margin	Time	800Time (W)	400 Time (W)
9 HES SWEET	1	0.0m	1:58.30	55.87s (0)	27.72s (0)
8 JASPER	2	0.8m	1:58.36	55.70s (2)	27.96s (3)
11 CHAMONIX	3	4.6m	1:58.64	55.63s (2)	27.89s (3)
1 LILLIES	4	8.5m	1:58.93	56.80s (0)	28.69s (0)
4 DIGBY DEE	5	21.5m	1:59.89	57.45s (1)	29.11s (2)
2 AUNTY BELLA	6	27.2m	2:00.31	58.20s (1)	29.87s (2)
7 LOVE YOUR WORK	7	31.4m	2:00.62	57.69s (0)	29.43s (0)
3 OUR ULTIMATE BONNY	8	37.8m	2:01.09	59.15s (0)	30.50s (1)
5 WANNAGO	9	38.7m	2:01.16	58.36s (1)	29.94s (2)
10 CENTRAL ARK	10	61.6m	2:02.85	59.41s (0)	29.61s (0)

Finish Position and metres gained from 800m



Sectionals
Powered by



Home of Australian Harness Sectionals

Get your sectionals delivered to your inbox daily

Check out www.pjdata.com.au



The Racing Queensland Board (trading as Racing Queensland) and provider are not responsible for the completeness or accuracy of any of the information contained herein, and makes no representations about its suitability for any purpose.

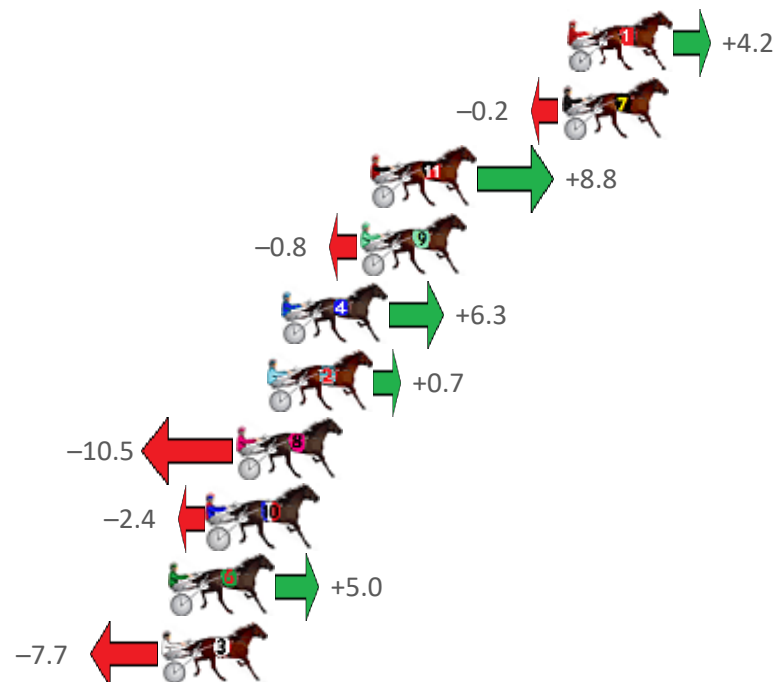
Albion Park Race 8 Distance 2138m

Saturday, 15 August 2020

Gross Time: 2:36.10 MileRate: 1:57.50 LeadTime: 37.80s First Qtr: 31.40s Second Qtr: 29.60s Third Qtr: 29.10s Fourth Qtr: 28.20s

NoHorse	Plc	Margin	Time	800Time (W)	400 Time (W)
1 IDEAL TIGER	1	0.0m	2:36.10	57.00s (0)	27.91s (0)
7 RECIPE FOR DREAMING	2	0.2m	2:36.11	57.31s (0)	28.21s (0)
11 MISSINMEMATE	3	7.8m	2:36.68	56.67s (1)	27.77s (2)
9 ONE LAST ROLL	4	8.2m	2:36.71	57.36s (1)	28.44s (2)
4 TOO GOOD FOR YOU	5	11.3m	2:36.94	56.85s (0)	27.87s (0)
2 RED TERROR	6	11.9m	2:36.98	57.25s (0)	28.12s (1)
8 ONLY IN ROME	7	13.1m	2:37.07	58.05s (1)	28.91s (1)
10 LIBERAL ARDEN	8	14.2m	2:37.15	57.47s (1)	28.54s (2)
6 JUST ONE GOOD ONE	9	15.8m	2:37.27	56.94s (1)	27.96s (1)
3 PACIFIC COIN	10	16.1m	2:37.29	57.85s (0)	28.78s (1)

Finish Position and metres gained from 800m



Sectionals
Powered by



Home of Australian Harness Sectionals

Get your sectionals delivered to your inbox daily

Check out www.pjdata.com.au



The Racing Queensland Board (trading as Racing Queensland) and provider are not responsible for the completeness or accuracy of any of the information contained herein, and makes no representations about its suitability for any purpose.


Albion Park Race 9 Distance 1660m

Saturday, 15 August 2020

Gross Time: 1:56.90 MileRate: 1:53.40 LeadTime: 3.40s First Qtr: 28.40s Second Qtr: 29.10s Third Qtr: 28.70s Fourth Qtr: 27.30s

NoHorse	Plc	Margin	Time	800Time (W)	400 Time (W)
3 DOUBLEDDELIGHTBRIGA	1	0.0m	1:56.90	56.00s (0)	27.30s (0)
9 MYMATEPOG	2	4.8m	1:57.24	56.11s (1)	27.52s (1)
4 KURAHAUPO GAMBLER	3	5.5m	1:57.30	55.84s (1)	27.16s (1)
1 ELMS CREEK	4	7.7m	1:57.45	56.22s (0)	27.44s (0)
8 DAPPER	5	9.1m	1:57.55	56.01s (0)	27.21s (0)
2 OUR BONDI BEACH	6	11.7m	1:57.74	55.95s (1)	27.28s (1)
6 ROLL ONE OVER	7	12.1m	1:57.77	55.88s (0)	27.09s (0)
7 KETUT	8	16.9m	1:58.11	55.99s (1)	27.29s (1)

Finish Position and metres gained from 800m



Sectionals
Powered by



Home of Australian Harness Sectionals

Get your sectionals delivered to your inbox daily

Check out www.pjdata.com.au



The Racing Queensland Board (trading as Racing Queensland) and provider are not responsible for the completeness or accuracy of any of the information contained herein, and makes no representations about its suitability for any purpose.

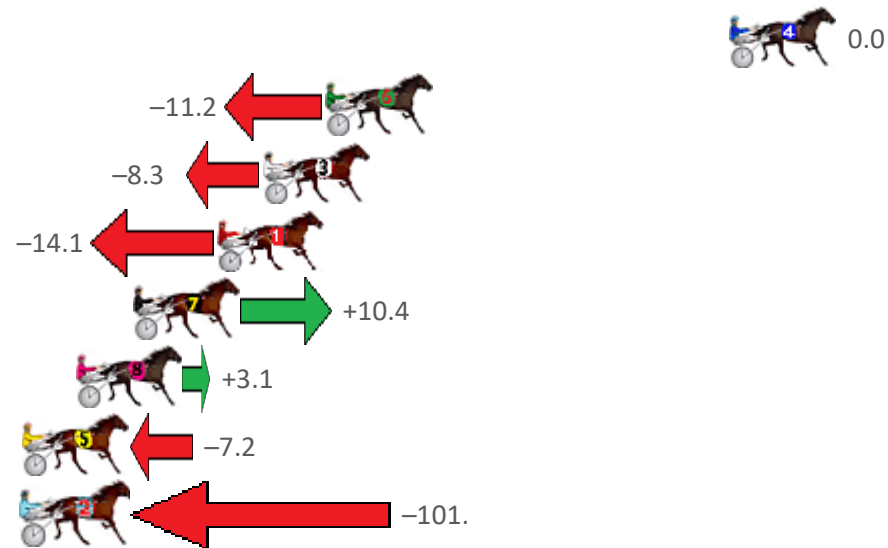
Albion Park Race 10 Distance 1660m

Saturday, 15 August 2020

Gross Time: 1:58.80 MileRate: 1:55.10 LeadTime: 3.60s First Qtr: 28.90s Second Qtr: 29.70s Third Qtr: 28.40s Fourth Qtr: 28.20s

NoHorse	Plc	Margin	Time	800Time (W)	400 Time (W)
4 GREG THE GREAT	1	0.0m	1:58.80	56.60s (0)	28.20s (0)
6 OUR OVERANOVA	2	16.0m	1:59.99	57.39s (1)	28.82s (1)
3 LAVROS TEXAS	3	18.5m	2:00.17	57.18s (1)	28.61s (1)
1 MATATOKI	4	20.3m	2:00.30	57.59s (0)	29.03s (0)
7 WEE MAN TROUBLE	5	23.6m	2:00.55	55.87s (1)	27.89s (1)
8 GARLAND GREENE	6	25.9m	2:00.72	56.38s (1)	28.40s (1)
5 JUSTABITNOISY	7	29.0m	2:00.95	57.11s (1)	28.90s (0)
2 IL PIRATA	8	117.0m	2:07.47	63.71s (1)	30.79s (0)

Finish Position and metres gained from 800m



Sectionals
Powered by



Home of Australian Harness Sectionals

Get your sectionals delivered to your inbox daily

Check out www.pjdata.com.au



The Racing Queensland Board (trading as Racing Queensland) and provider are not responsible for the completeness or accuracy of any of the information contained herein, and makes no representations about its suitability for any purpose.

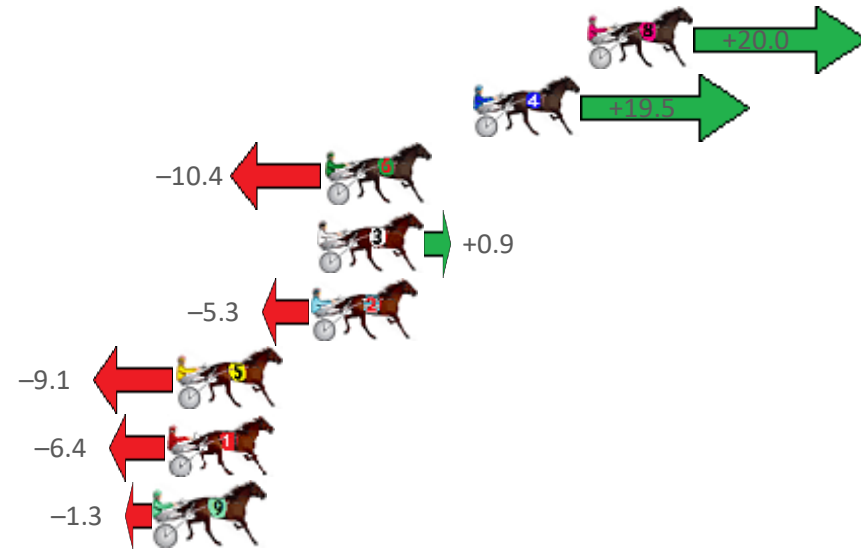
Albion Park Race 11 Distance 1660m

Saturday, 15 August 2020

Gross Time: 1:58.20 MileRate: 1:54.50 LeadTime: 3.50s First Qtr: 27.70s Second Qtr: 29.30s Third Qtr: 29.50s Fourth Qtr: 28.20s

NoHorse	Plc	Margin	Time	800Time (W)	400 Time (W)
8 ARMA NAUGHTY	1	0.0m	1:58.20	56.27s (1)	27.29s (2)
4 WICKED AZZ	2	4.5m	1:58.53	56.30s (0)	27.38s (1)
6 MOREAU DRIVE	3	10.4m	1:58.97	58.45s (0)	28.93s (0)
3 TAJIE BABY	4	10.7m	1:58.99	57.64s (1)	27.94s (0)
2 KOTARE ELITE	5	10.9m	1:59.01	58.08s (0)	28.64s (0)
5 MACH TORQUE	6	16.3m	1:59.41	58.35s (1)	28.95s (1)
1 BARA JAYLA	7	16.6m	1:59.43	58.16s (0)	28.72s (0)
9 CORSINI	8	17.1m	1:59.47	57.79s (1)	28.78s (2)

Finish Position and metres gained from 800m



Sectionals
Powered by



Home of Australian Harness Sectionals

Get your sectionals delivered to your inbox daily

Check out www.pjdata.com.au



The Racing Queensland Board (trading as Racing Queensland) and provider are not responsible for the completeness or accuracy of any of the information contained herein, and makes no representations about its suitability for any purpose.