

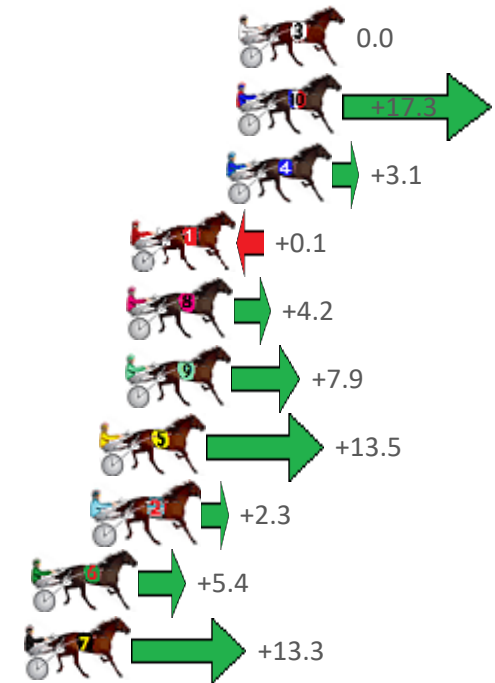
# Albion Park Race 1 Distance 1660m

Friday, 31 July 2020

Gross Time: 1:56.90 MileRate: 1:53.40 LeadTime: 3.40s First Qtr: 27.60s Second Qtr: 29.90s Third Qtr: 28.00s Fourth Qtr: 28.00s

No Horse	Plc	Margin	Time	800Time (W)	400 Time (W)
3 GODDESS JUJON	1	0.0m	1:56.90	56.00s (0)	28.00s (0)
10 MY MASTERCRAFTSMA	2	0.1m	1:56.91	54.80s (1)	27.30s (2)
4 MARETTI	3	0.5m	1:56.94	55.78s (1)	27.97s (1)
1 HAVANA MOON	4	4.3m	1:57.22	55.99s (0)	27.95s (0)
8 COMPLY OR DIE	5	4.4m	1:57.22	55.71s (0)	27.65s (0)
9 BEE GEES BANDIT	6	4.5m	1:57.23	55.45s (1)	27.92s (2)
5 WINKANDITSOVER	7	5.5m	1:57.30	55.06s (0)	27.63s (1)
2 INNOCENT CROCKER	8	5.7m	1:57.32	55.84s (1)	28.03s (1)
6 HOLY CAMP CLIVE	9	8.2m	1:57.50	55.62s (0)	27.61s (0)
7 IMA TOP TYCOON	10	8.5m	1:57.53	55.07s (1)	27.58s (2)

## Finish Position and metres gained from 800m



Sectionals  
Powered by



Home of Australian Harness Sectionals

Get your sectionals delivered to your inbox daily

Check out [www.pjdata.com.au](http://www.pjdata.com.au)



The Racing Queensland Board (trading as Racing Queensland) and provider are not responsible for the completeness or accuracy of any of the information contained herein, and makes no representations about its suitability for any purpose.

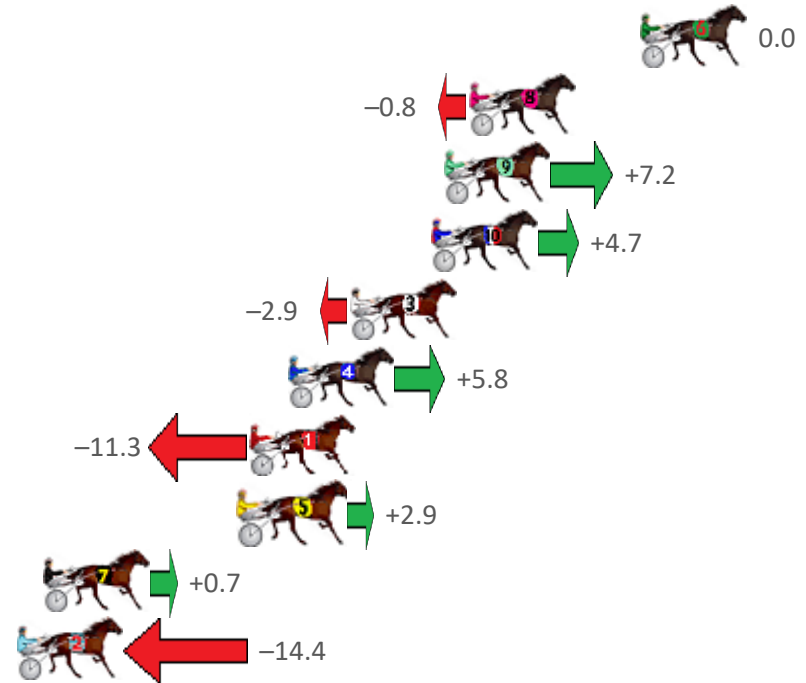
# Albion Park Race 2 Distance 1660m

Friday, 31 July 2020

Gross Time: 1:56.50 MileRate: 1:52.90 LeadTime: 3.40s First Qtr: 26.10s Second Qtr: 31.10s Third Qtr: 27.40s Fourth Qtr: 28.50s

No Horse	Plc	Margin	Time	800Time (W)	400 Time (W)
6 A RAINBOW DELIGHT	1	0.0m	1:56.50	55.90s (0)	28.50s (0)
8 HUNTAWAY	2	6.8m	1:57.01	55.96s (1)	28.56s (0)
9 COPPERFIELD	3	7.8m	1:57.08	55.40s (1)	27.42s (1)
10 OUR RIDGY DIDGE	4	8.3m	1:57.12	55.57s (0)	27.12s (0)
3 ALBION ARK	5	11.5m	1:57.36	56.10s (0)	27.74s (0)
4 TORQUE ONETWOTHRE	6	14.0m	1:57.55	55.50s (1)	27.55s (1)
1 TEARAWAY DIAMOND	7	15.5m	1:57.66	56.69s (0)	28.45s (0)
5 DEVOUGED	8	15.9m	1:57.69	55.70s (0)	27.30s (0)
7 TRUNKEY TASH	9	23.7m	1:58.27	55.85s (1)	27.93s (1)
2 WARNER	10	24.8m	1:58.36	56.90s (1)	28.94s (1)

Finish Position and metres gained from 800m



Sectionals  
Powered by



Home of Australian Harness Sectionals

Get your sectionals delivered to your inbox daily

Check out [www.pjdata.com.au](http://www.pjdata.com.au)



The Racing Queensland Board (trading as Racing Queensland) and provider are not responsible for the completeness or accuracy of any of the information contained herein, and makes no representations about its suitability for any purpose.

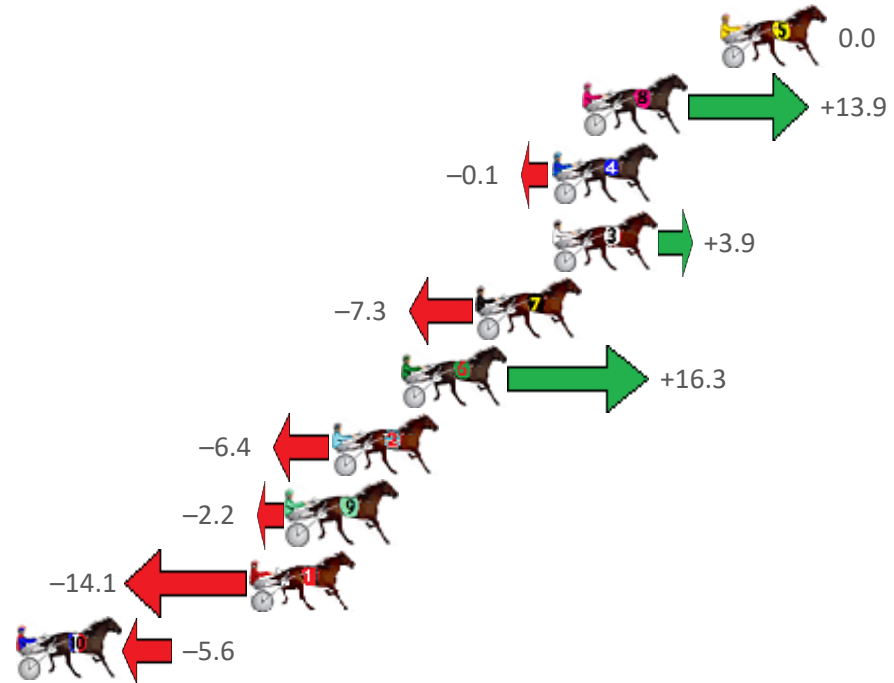
# Albion Park Race 3 Distance 1660m

Friday, 31 July 2020

Gross Time: 1:57.10 MileRate: 1:53.50 LeadTime: 3.40s First Qtr: 27.10s Second Qtr: 30.40s Third Qtr: 27.60s Fourth Qtr: 28.60s

No Horse	Plc	Margin	Time	800Time (W)	400 Time (W)
5 KEY LARGO	1	0.0m	1:57.10	56.20s (0)	28.57s (0)
8 IMASPORTSSTAR	2	5.5m	1:57.51	55.23s (1)	28.99s (1)
4 SPIKE ROBYN	3	6.7m	1:57.60	56.21s (1)	28.34s (1)
3 RUNFORTHEROSES	4	6.7m	1:57.60	55.93s (1)	28.01s (1)
7 LIVING GRAND	5	9.7m	1:57.83	56.71s (1)	28.85s (0)
6 LIFES A JUNGLE	6	12.7m	1:58.05	55.06s (1)	28.11s (2)
2 RECIPE FOR DREAMING	7	15.4m	1:58.26	56.65s (0)	28.64s (0)
9 COOLIE KID	8	17.2m	1:58.39	56.35s (1)	28.34s (1)
1 CROWNING GLORY	9	18.7m	1:58.50	57.18s (0)	29.20s (0)
10 LOYOLA TRIOS	10	29.2m	1:59.29	56.59s (1)	29.60s (2)

Finish Position and metres gained from 800m



Sectionals  
Powered by



Home of Australian Harness Sectionals

Get your sectionals delivered to your inbox daily

Check out [www.pjdata.com.au](http://www.pjdata.com.au)



The Racing Queensland Board (trading as Racing Queensland) and provider are not responsible for the completeness or accuracy of any of the information contained herein, and makes no representations about its suitability for any purpose.

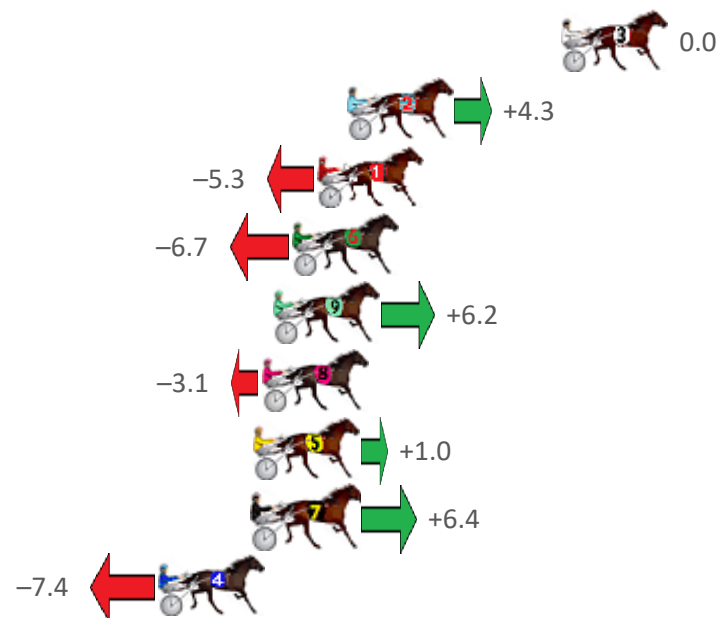
# Albion Park Race 4 Distance 2138m

Friday, 31 July 2020

Gross Time: 2:33.90 MileRate: 1:55.80 LeadTime: 37.60s First Qtr: 30.90s Second Qtr: 29.60s Third Qtr: 27.80s Fourth Qtr: 28.00s

No Horse	Plc	Margin	Time	800Time (W)	400 Time (W)
3 ROCKNROLL CLASSIC	1	0.0m	2:33.90	55.80s (0)	28.00s (0)
2 LA PLAYER	2	8.5m	2:34.53	55.50s (1)	27.58s (1)
1 MAKE MINE JOE	3	9.7m	2:34.61	56.17s (0)	28.22s (0)
6 STORMY RAIDER	4	10.7m	2:34.69	56.26s (1)	28.48s (1)
9 BUMPER	5	11.4m	2:34.74	55.37s (1)	27.46s (1)
8 SPRINGFIELD SPIRIT	6	11.9m	2:34.78	56.02s (0)	28.03s (0)
5 SWEET AS	7	12.2m	2:34.80	55.73s (0)	27.75s (0)
7 DATTITUDE	8	12.2m	2:34.80	55.36s (0)	27.26s (0)
4 NEWPORT DREAMZ	9	16.0m	2:35.08	56.31s (1)	28.45s (1)

Finish Position and metres gained from 800m



Sectionals  
Powered by



Home of Australian Harness Sectionals

Get your sectionals delivered to your inbox daily

Check out [www.pjdata.com.au](http://www.pjdata.com.au)



The Racing Queensland Board (trading as Racing Queensland) and provider are not responsible for the completeness or accuracy of any of the information contained herein, and makes no representations about its suitability for any purpose.

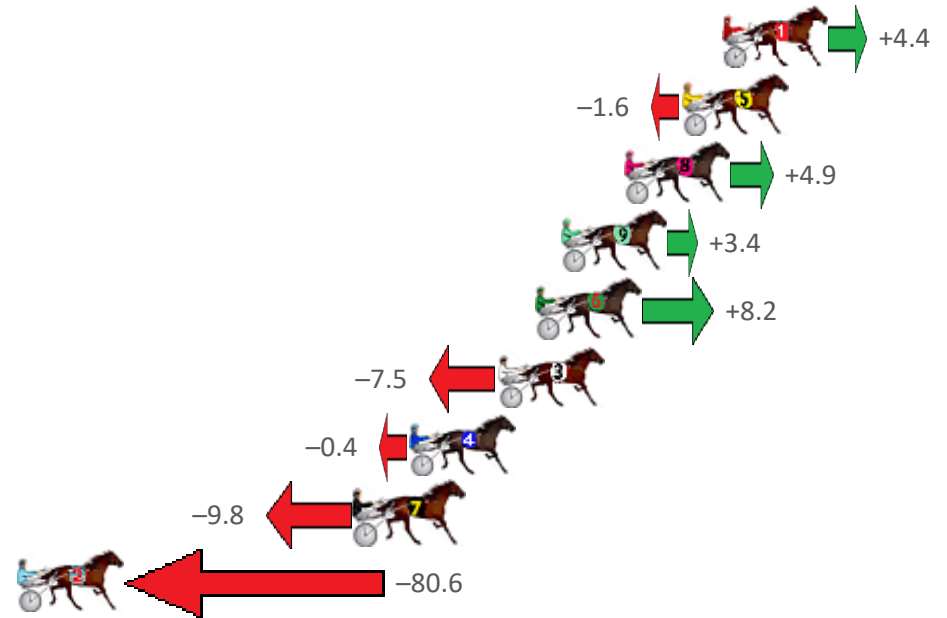
# Albion Park Race 5 Distance 1660m

Friday, 31 July 2020

Gross Time: 1:59.30 MileRate: 1:55.60 LeadTime: 3.50s First Qtr: 27.90s Second Qtr: 30.00s Third Qtr: 28.80s Fourth Qtr: 29.10s

No Horse	Plc	Margin	Time	800Time (W)	400 Time (W)
1 MY ULTIMATE HELL	1	0.0m	1:59.30	57.58s (0)	28.71s (0)
5 THE RAGNBONE MAN	2	1.6m	1:59.42	58.02s (0)	29.22s (0)
8 ATOMIC BOMBSHELL	3	3.9m	1:59.60	57.55s (0)	28.79s (1)
9 REMEMBER ME NOW	4	6.4m	1:59.79	57.66s (2)	28.90s (3)
6 ELZBOY	5	7.4m	1:59.86	57.31s (2)	28.67s (2)
3 ABERCROMBIE TAB	6	8.9m	1:59.98	58.44s (1)	29.56s (1)
4 BEYOND A SHADOW	7	12.4m	2:00.25	57.93s (1)	28.84s (0)
7 A ROCKNROLL LEGACY	8	14.6m	2:00.41	58.61s (2)	29.78s (2)
2 BERTILS FIREFOX	9	86.2m	2:05.88	63.70s (1)	33.70s (1)

Finish Position and metres gained from 800m



Sectionals  
Powered by



Home of Australian Harness Sectionals

Get your sectionals delivered to your inbox daily

Check out [www.pjdata.com.au](http://www.pjdata.com.au)



The Racing Queensland Board (trading as Racing Queensland) and provider are not responsible for the completeness or accuracy of any of the information contained herein, and makes no representations about its suitability for any purpose.

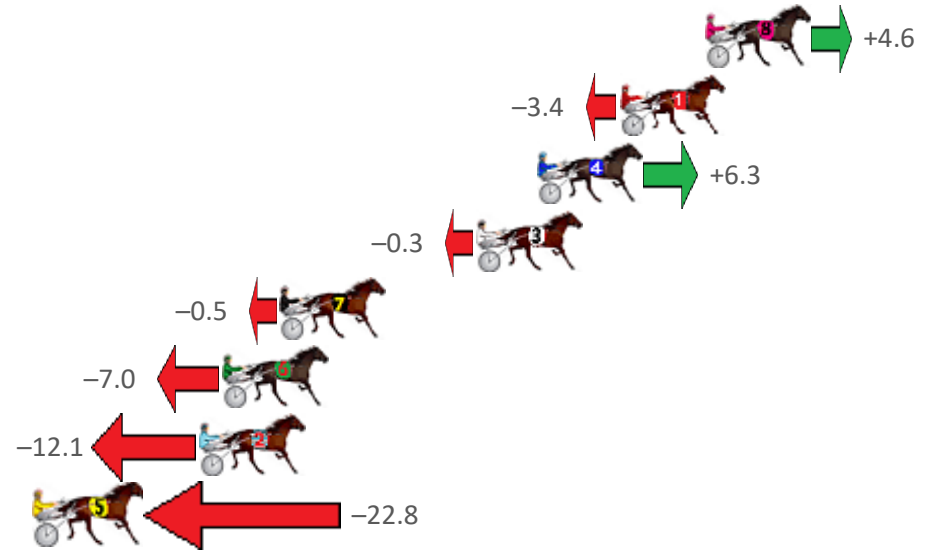
# Albion Park Race 6 Distance 2138m

Friday, 31 July 2020

Gross Time: 2:34.30 MileRate: 1:56.20 LeadTime: 37.50s First Qtr: 31.10s Second Qtr: 29.00s Third Qtr: 28.20s Fourth Qtr: 28.50s

No Horse	Plc	Margin	Time	800Time (W)	400 Time (W)
8 FEEL THE REIGN	1	0.0m	2:34.30	56.38s (0)	28.19s (0)
1 SECRET JACK	2	3.4m	2:34.55	56.94s (0)	28.74s (0)
4 OUR BONDI BEACH	3	6.7m	2:34.80	56.26s (0)	28.21s (1)
3 ONE WISE MAN	4	9.1m	2:34.98	56.72s (0)	28.52s (0)
7 CHANGE OF MIND	5	16.9m	2:35.56	56.74s (1)	28.90s (3)
6 WATTLEBANK FLYER	6	19.2m	2:35.74	57.19s (1)	29.41s (3)
2 KARLOO MAC	7	20.1m	2:35.80	57.55s (1)	29.27s (2)
5 LEXUS ON THE BEACH	8	26.6m	2:36.29	58.31s (1)	30.00s (1)

Finish Position and metres gained from 800m



Sectionals  
Powered by



Home of Australian Harness Sectionals

Get your sectionals delivered to your inbox daily

Check out [www.pjdata.com.au](http://www.pjdata.com.au)



The Racing Queensland Board (trading as Racing Queensland) and provider are not responsible for the completeness or accuracy of any of the information contained herein, and makes no representations about its suitability for any purpose.

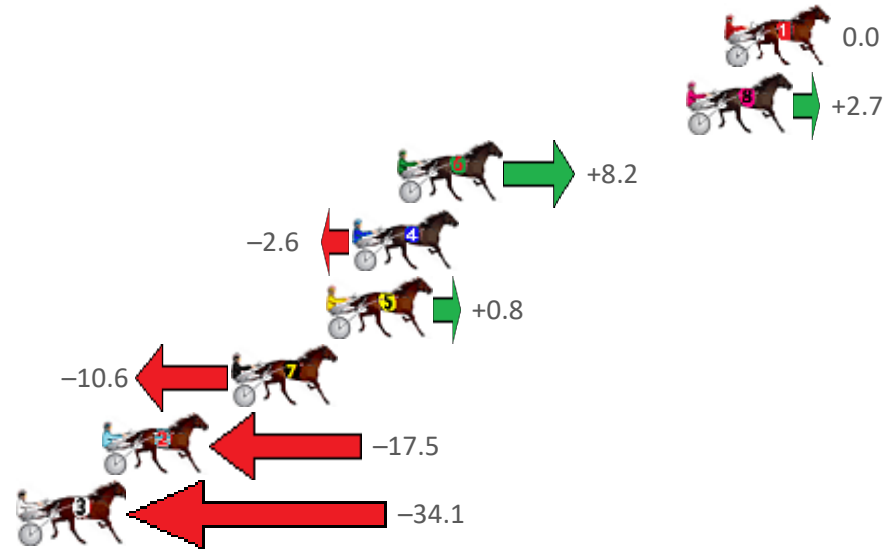
# Albion Park Race 7 Distance 2138m

Friday, 31 July 2020

Gross Time: 2:33.80 MileRate: 1:55.80 LeadTime: 37.30s First Qtr: 30.70s Second Qtr: 30.30s Third Qtr: 28.00s Fourth Qtr: 27.50s

No Horse	Plc	Margin	Time	800Time (W)	400 Time (W)
1 FEEL LIKE DANCIN	1	0.0m	2:33.80	55.50s (0)	27.50s (0)
8 SNOOP STRIDE	2	1.5m	2:33.91	55.31s (0)	27.32s (0)
6 HAVING THE FAITH	3	13.0m	2:34.74	54.93s (1)	27.54s (2)
4 WICKED AZZ	4	14.8m	2:34.87	55.68s (1)	28.29s (2)
5 MISSINMEMATE	5	15.8m	2:34.94	55.44s (1)	28.02s (2)
7 TODAYS HERO	6	19.6m	2:35.22	56.23s (0)	28.16s (0)
2 ONE LAST ROLL	7	24.7m	2:35.59	56.71s (1)	28.50s (1)
3 LEFT A HURRIKANE	8	36.9m	2:36.47	57.85s (1)	29.65s (1)

Finish Position and metres gained from 800m



Sectionals  
Powered by



Home of Australian Harness Sectionals

Get your sectionals delivered to your inbox daily

Check out [www.pjdata.com.au](http://www.pjdata.com.au)



The Racing Queensland Board (trading as Racing Queensland) and provider are not responsible for the completeness or accuracy of any of the information contained herein, and makes no representations about its suitability for any purpose.

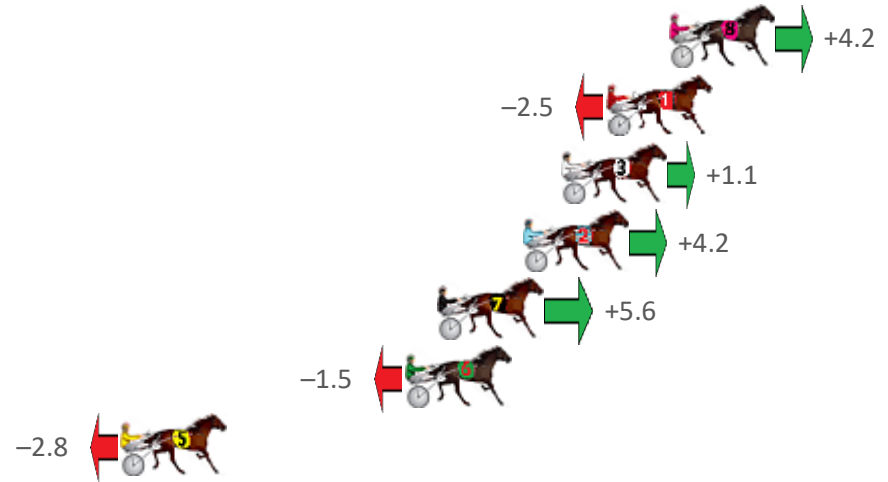
# Albion Park Race 8 Distance 1660m

Friday, 31 July 2020

Gross Time: 2:01.40 MileRate: 1:57.70 LeadTime: 3.40s First Qtr: 31.10s Second Qtr: 31.00s Third Qtr: 28.10s Fourth Qtr: 27.80s

No Horse	Plc	Margin	Time	800Time (W)	400 Time (W)
8 PHIL BROMAC	1	0.0m	2:01.40	55.61s (0)	27.51s (0)
1 KWASII	2	2.5m	2:01.58	56.07s (0)	27.97s (0)
3 SIGNOR JUJON	3	4.3m	2:01.71	55.82s (1)	27.86s (1)
2 WHERE'S TASCOTT	4	5.8m	2:01.82	55.61s (1)	27.65s (1)
7 JAMAICAN RESORT	5	9.2m	2:02.07	55.51s (1)	27.52s (1)
6 SUNNY RICE	6	10.5m	2:02.17	56.00s (0)	27.83s (0)
5 SIXPENNY RED	7	21.8m	2:02.99	56.09s (1)	28.06s (1)

Finish Position and metres gained from 800m



Sectionals  
Powered by



Home of Australian Harness Sectionals

Get your sectionals delivered to your inbox daily

Check out [www.pjdata.com.au](http://www.pjdata.com.au)



The Racing Queensland Board (trading as Racing Queensland) and provider are not responsible for the completeness or accuracy of any of the information contained herein, and makes no representations about its suitability for any purpose.




# Albion Park Race 9 Distance 2138m

Friday, 31 July 2020

Gross Time: 2:43.60 MileRate: 2:03.10 LeadTime: 41.50s First Qtr: 31.70s Second Qtr: 31.10s Third Qtr: 29.30s Fourth Qtr: 30.00s

No Horse	Plc	Margin	Time	800Time (W)	400 Time (W)
4 AURORA	1	0.0m	2:43.60	59.30s (0)	30.00s (0)
5 SHEGOTSASS	2	10.9m	2:44.46	59.44s (1)	30.54s (1)
3 NO LOVE ABOUT IT	3	11.6m	2:44.51	59.51s (0)	30.15s (1)
2 INDEFENSIBLE	4	30.0m	2:45.96	61.19s (0)	31.88s (0)
6 MISS MAIA	5	45.4m	2:47.17	61.53s (0)	32.27s (1)
1 FIRST OFFENCE	6	287.9m	3:06.22	69.46s (0)	33.57s (0)

Finish Position and metres gained from 800m



Sectionals  
Powered by



Home of Australian Harness Sectionals

Get your sectionals delivered to your inbox daily

Check out [www.pjdata.com.au](http://www.pjdata.com.au)



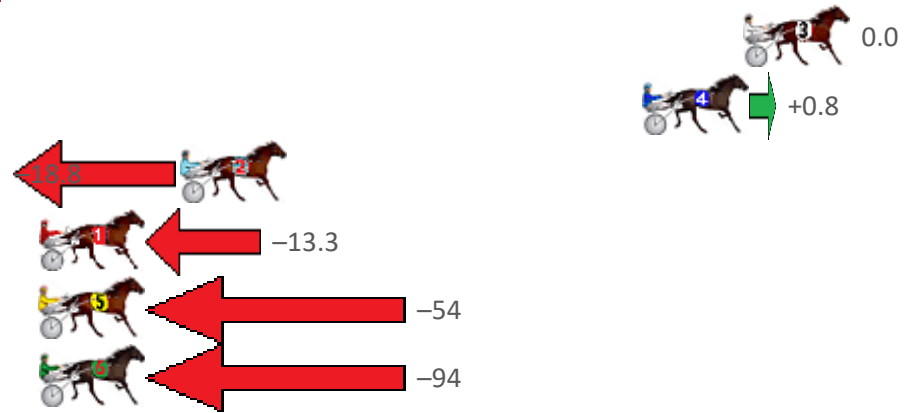
# Albion Park Race 10 Distance 1628m

Friday, 31 July 2020

Gross Time: 2:04.10 MileRate: 2:02.70 LeadTime: 2.70s First Qtr: 32.10s Second Qtr: 29.10s Third Qtr: 29.90s Fourth Qtr: 30.30s

No Horse	Plc	Margin	Time	800Time (W)	400 Time (W)
3 ALDEBARAN SELENA	1	0.0m	2:04.10	60.20s (0)	30.30s (0)
4 DEFENSIVE GUY	2	4.0m	2:04.42	60.14s (0)	30.19s (0)
2 OKANAGAN	3	22.4m	2:05.88	61.61s (1)	31.11s (1)
1 DEAD SET MUSCLE	4	63.3m	2:09.12	61.20s (0)	31.68s (0)
5 HURRIKANE SPIRIT	5	133.3m	2:14.67	64.19s (0)	33.56s (0)
6 IGNITE	6	243.2m	2:23.39	67.17s (0)	35.06s (0)

Finish Position and metres gained from 800m



Sectionals  
Powered by



Home of Australian Harness Sectionals

Get your sectionals delivered to your inbox daily

Check out [www.pjdata.com.au](http://www.pjdata.com.au)



The Racing Queensland Board (trading as Racing Queensland) and provider are not responsible for the completeness or accuracy of any of the information contained herein, and makes no representations about its suitability for any purpose.