


# Albion Park Race 1 Distance 1660m

Saturday, 18 July 2020

Gross Time: 1:57.30 MileRate: 1:53.80 LeadTime: 3.50s First Qtr: 27.20s Second Qtr: 30.90s Third Qtr: 28.30s Fourth Qtr: 27.40s

No Horse	Plc	Margin	Time	800Time (W)	400 Time (W)
4 ROLL ONE OVER	1	0.0m	1:57.30	55.56s (1)	27.28s (1)
1 TOMMY UNDER FIRE	2	0.4m	1:57.33	55.73s (0)	27.43s (0)
8 ROCKN BRUSHGROVE	3	4.5m	1:57.62	55.64s (0)	27.41s (0)
6 MONTANA CHIEF	4	4.7m	1:57.64	54.99s (0)	26.96s (1)
3 TIMELESS APPEAL	5	5.0m	1:57.66	55.59s (1)	27.32s (1)
9 OUTLAW FELLA	6	8.7m	1:57.93	55.61s (0)	27.39s (0)
2 EL GRAN SENOR	7	9.5m	1:57.99	55.57s (1)	27.43s (2)
5 MYMATEPOG	8	9.6m	1:57.99	55.22s (1)	27.11s (2)
10 RUBIES FOR TASH	9	15.0m	1:58.38	55.20s (1)	27.45s (3)
7 SABRAGE	10	15.8m	1:58.44	54.95s (1)	27.89s (3)

Finish Position and metres gained from 800m



Sectionals  
Powered by



Home of Australian Harness Sectionals

Get your sectionals delivered to your inbox daily

Check out [www.pjdata.com.au](http://www.pjdata.com.au)



The Racing Queensland Board (trading as Racing Queensland) and provider are not responsible for the completeness or accuracy of any of the information contained herein, and makes no representations about its suitability for any purpose.

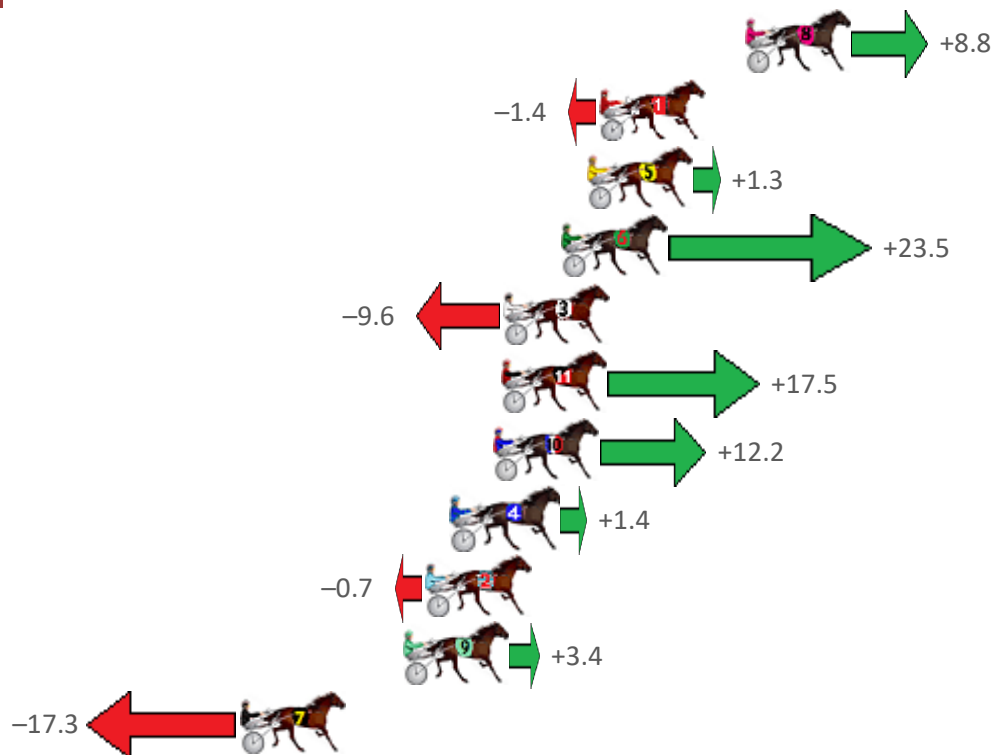
# Albion Park Race 2 Distance 2138m

Saturday, 18 July 2020

Gross Time: 2:32.00 MileRate: 1:54.40 LeadTime: 37.60s First Qtr: 30.00s Second Qtr: 28.80s Third Qtr: 27.50s Fourth Qtr: 28.10s

No Horse	Plc	Margin	Time	800Time (W)	400 Time (W)
8 SUBTLE DELIGHT	1	0.0m	2:32.00	54.99s (0)	27.51s (1)
1 CLASSIE AMERICAN	2	5.8m	2:32.43	55.70s (0)	28.17s (0)
5 SOLE AMBITION	3	6.3m	2:32.47	55.51s (1)	28.43s (2)
6 SCOOB OPERATOR	4	7.3m	2:32.54	53.98s (0)	27.73s (2)
3 MIDNIGHT MAN	5	9.6m	2:32.71	56.26s (0)	28.77s (0)
11 SIR JULIAN	6	9.7m	2:32.72	54.39s (1)	27.63s (1)
10 LILAC FLASH	7	10.0m	2:32.74	54.76s (1)	27.56s (2)
4 CASINO TOMMY	8	11.6m	2:32.86	55.50s (0)	28.06s (0)
2 MARETTI	9	12.7m	2:32.94	55.65s (1)	28.32s (3)
9 SAMS THE MASTER	10	13.6m	2:33.00	55.37s (1)	28.07s (3)
7 ALWAYS IN COMMAND	11	20.1m	2:33.48	56.80s (1)	29.27s (1)

Finish Position and metres gained from 800m



Sectionals  
Powered by



Home of Australian Harness Sectionals

Get your sectionals delivered to your inbox daily

Check out [www.pjdata.com.au](http://www.pjdata.com.au)



The Racing Queensland Board (trading as Racing Queensland) and provider are not responsible for the completeness or accuracy of any of the information contained herein, and makes no representations about its suitability for any purpose.

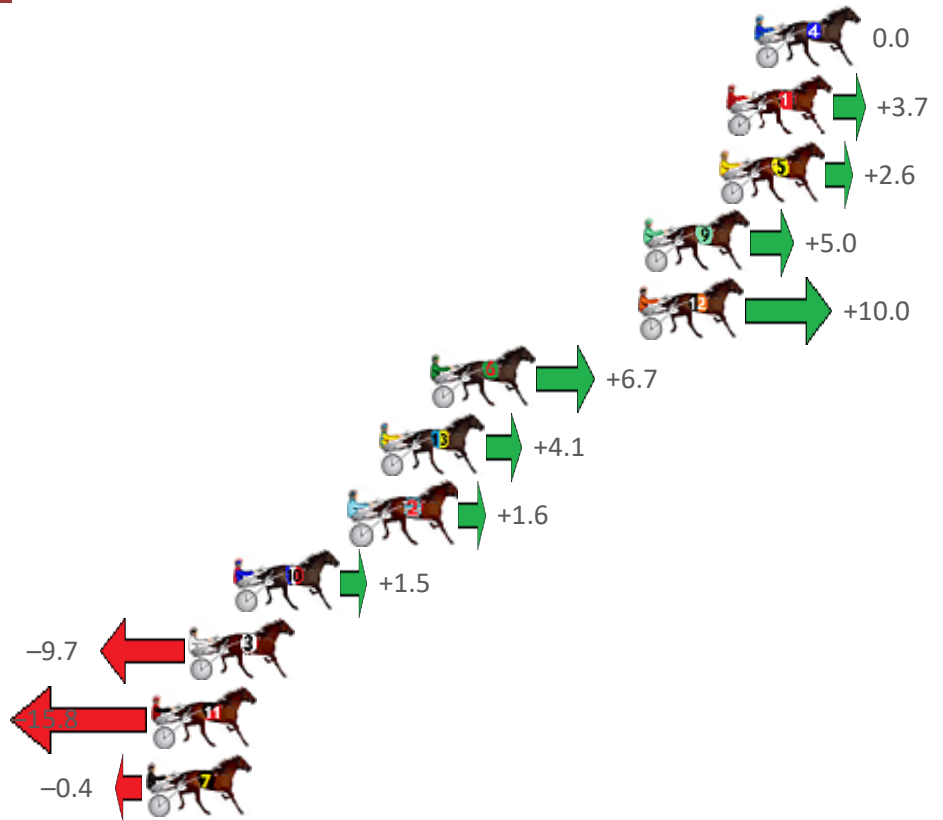
# Albion Park Race 3 Distance 2138m

Saturday, 18 July 2020

Gross Time: 2:30.40 MileRate: 1:53.20 LeadTime: 37.00s First Qtr: 30.00s Second Qtr: 29.50s Third Qtr: 27.30s Fourth Qtr: 26.60s

No Horse	Plc	Margin	Time	800Time (W)	400 Time (W)
4 CRUZ	1	0.0m	2:30.40	53.90s (0)	26.60s (0)
1 MAJOR CAM	2	1.1m	2:30.48	53.65s (0)	26.32s (0)
5 COLT THIRTY ONE	3	1.4m	2:30.50	53.73s (1)	26.59s (1)
9 OUR UNCLE SAM	4	4.4m	2:30.71	53.57s (0)	26.20s (0)
12 KID MONTANA	5	4.6m	2:30.72	53.23s (0)	25.94s (0)
6 SPEECH IS SILVER	6	12.9m	2:31.30	53.45s (2)	26.77s (2)
13 GLENFERRIE HOOD	7	14.9m	2:31.44	53.63s (0)	26.33s (0)
2 CLINTAL DO	8	16.0m	2:31.52	53.79s (1)	26.75s (1)
10 MAYWYNS BEST	9	20.7m	2:31.85	53.80s (1)	26.69s (1)
3 WATCH PULP FICTION	10	22.5m	2:31.98	54.55s (1)	27.72s (2)
11 NORTHVIEW HUSTLER	11	24.0m	2:32.08	54.96s (1)	27.70s (1)
7 ROCK WITH SAM	12	24.2m	2:32.10	53.93s (2)	27.23s (2)

Finish Position and metres gained from 800m



Sectionals  
Powered by



Home of Australian Harness Sectionals

Get your sectionals delivered to your inbox daily

Check out [www.pjdata.com.au](http://www.pjdata.com.au)



The Racing Queensland Board (trading as Racing Queensland) and provider are not responsible for the completeness or accuracy of any of the information contained herein, and makes no representations about its suitability for any purpose.

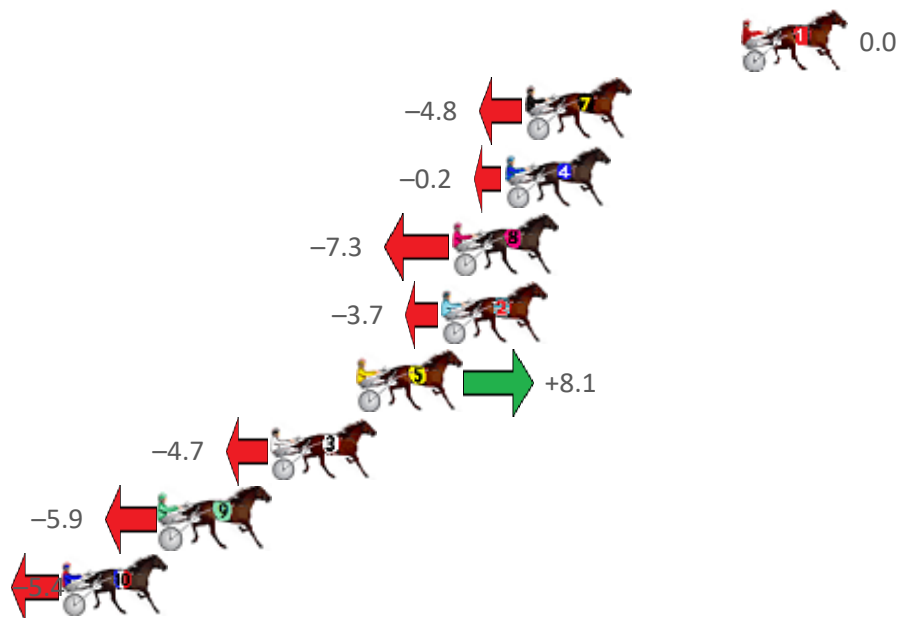
# Albion Park Race 4 Distance 2138m

Saturday, 18 July 2020

Gross Time: 2:35.10 MileRate: 1:56.70 LeadTime: 39.10s First Qtr: 30.10s Second Qtr: 31.00s Third Qtr: 27.60s Fourth Qtr: 27.30s

No Horse	Plc	Margin	Time	800Time (W)	400 Time (W)
1 ESCALERA	1	0.0m	2:35.10	54.90s (0)	27.30s (0)
7 COMMODORE JUJON	2	8.6m	2:35.72	55.23s (1)	27.64s (1)
4 PADRISIMO	3	9.4m	2:35.78	54.91s (0)	27.23s (0)
8 ROCKNTINGIRA	4	11.5m	2:35.93	55.40s (0)	27.70s (0)
2 HANDSOME HERO	5	11.9m	2:35.96	55.15s (1)	27.56s (1)
5 TACTICAL RESPONSE	6	15.3m	2:36.20	54.35s (2)	27.65s (2)
3 MISTER BLACKJACK	7	18.7m	2:36.44	55.22s (1)	27.55s (1)
9 IFOUNDTHEBEACH	8	23.1m	2:36.76	55.30s (2)	28.47s (2)
10 MAJOR LUCKY	9	27.0m	2:37.04	55.27s (1)	27.98s (2)

Finish Position and metres gained from 800m



Sectionals  
Powered by



Home of Australian Harness Sectionals

Get your sectionals delivered to your inbox daily

Check out [www.pjdata.com.au](http://www.pjdata.com.au)



The Racing Queensland Board (trading as Racing Queensland) and provider are not responsible for the completeness or accuracy of any of the information contained herein, and makes no representations about its suitability for any purpose.

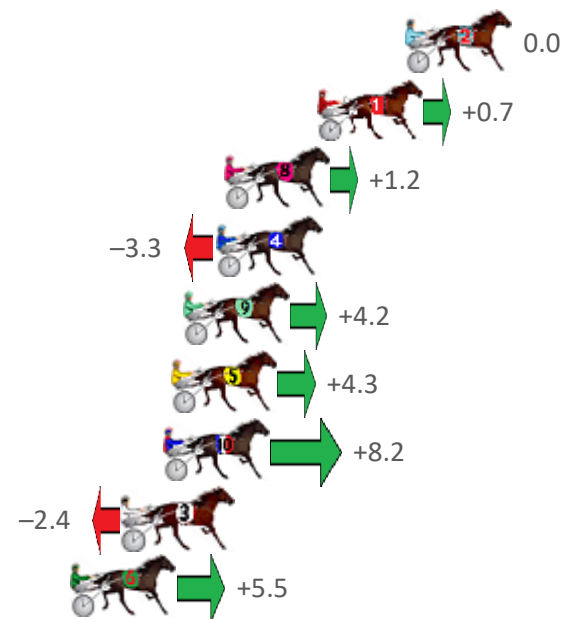
# Albion Park Race 5 Distance 1660m

Saturday, 18 July 2020

Gross Time: 1:57.20 MileRate: 1:53.60 LeadTime: 3.50s First Qtr: 27.50s Second Qtr: 31.10s Third Qtr: 28.60s Fourth Qtr: 26.50s

No Horse	Plc	Margin	Time	800Time (W)	400 Time (W)
2 CULTURE KING	1	0.0m	1:57.20	55.10s (0)	26.50s (0)
1 CHERRYS THE BEST	2	3.5m	1:57.44	55.05s (0)	26.43s (0)
8 DEECAESAR	3	7.2m	1:57.70	55.02s (0)	26.39s (0)
4 LENNY THE LEGEND	4	7.5m	1:57.72	55.33s (1)	26.85s (1)
9 ROLL WITH LACHLAN	5	8.8m	1:57.81	54.81s (1)	26.70s (2)
5 OUR LITTLE DIGGER	6	9.3m	1:57.85	54.81s (0)	26.26s (0)
10 MOHS EM DOWN	7	9.6m	1:57.87	54.54s (1)	26.41s (2)
3 SAM IS PERFECTION	8	11.2m	1:57.98	55.26s (1)	26.79s (1)
6 HES OKEY DOKEY	9	13.3m	1:58.13	54.72s (0)	26.51s (1)

Finish Position and metres gained from 800m



Sectionals  
Powered by



Home of Australian Harness Sectionals

Get your sectionals delivered to your inbox daily

Check out [www.pjdata.com.au](http://www.pjdata.com.au)



The Racing Queensland Board (trading as Racing Queensland) and provider are not responsible for the completeness or accuracy of any of the information contained herein, and makes no representations about its suitability for any purpose.

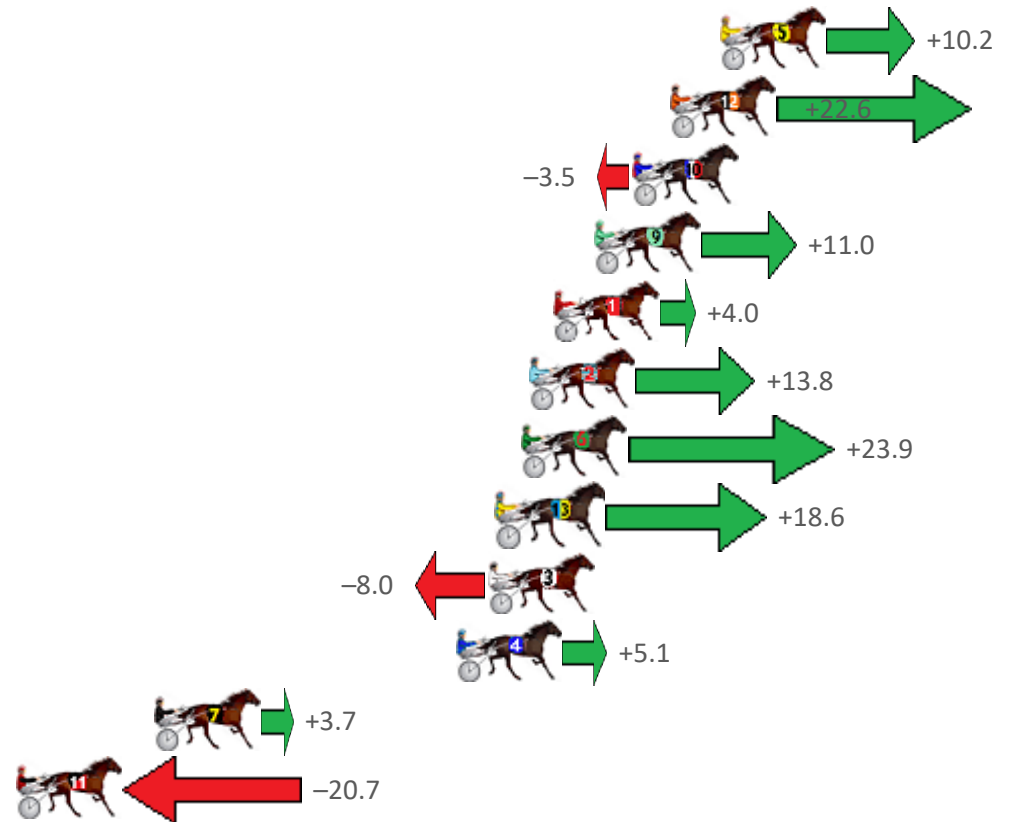
# Albion Park Race 6 Distance 2138m

Saturday, 18 July 2020

Gross Time: 2:33.50 MileRate: 1:55.50 LeadTime: 37.60s First Qtr: 31.80s Second Qtr: 28.60s Third Qtr: 26.50s Fourth Qtr: 29.00s

No Horse	Plc	Margin	Time	800Time (W)	400 Time (W)
5 GOVERNOR JUJON	1	0.0m	2:33.50	54.80s (1)	28.44s (1)
12 WILL THE WIZARD	2	2.0m	2:33.65	53.94s (0)	27.69s (0)
10 BLACKSADANCE	3	3.5m	2:33.77	55.74s (1)	29.25s (1)
9 MISS RUBY SUNSHINE	4	5.0m	2:33.88	54.74s (0)	28.24s (1)
1 MUMMYS BOY	5	6.6m	2:34.00	55.22s (0)	28.57s (0)
2 FOND MEMORIES	6	7.6m	2:34.08	54.55s (1)	27.59s (1)
6 HOLY CAMP DILLON	7	7.9m	2:34.10	53.85s (0)	27.68s (0)
13 GLENEAGLE WARRIOR	8	8.8m	2:34.17	54.22s (1)	27.26s (1)
3 JENDEN STRIKE	9	9.2m	2:34.20	56.05s (0)	29.43s (0)
4 ANOTHER STATEMENT	10	10.5m	2:34.30	55.15s (1)	28.17s (1)
7 PELOSI	11	22.5m	2:35.21	55.24s (2)	28.57s (2)
11 CRUNCH TIME	12	41.7m	2:36.67	56.93s (2)	30.30s (2)

Finish Position and metres gained from 800m



Sectionals  
Powered by



Home of Australian Harness Sectionals

Get your sectionals delivered to your inbox daily

Check out [www.pjdata.com.au](http://www.pjdata.com.au)



The Racing Queensland Board (trading as Racing Queensland) and provider are not responsible for the completeness or accuracy of any of the information contained herein, and makes no representations about its suitability for any purpose.

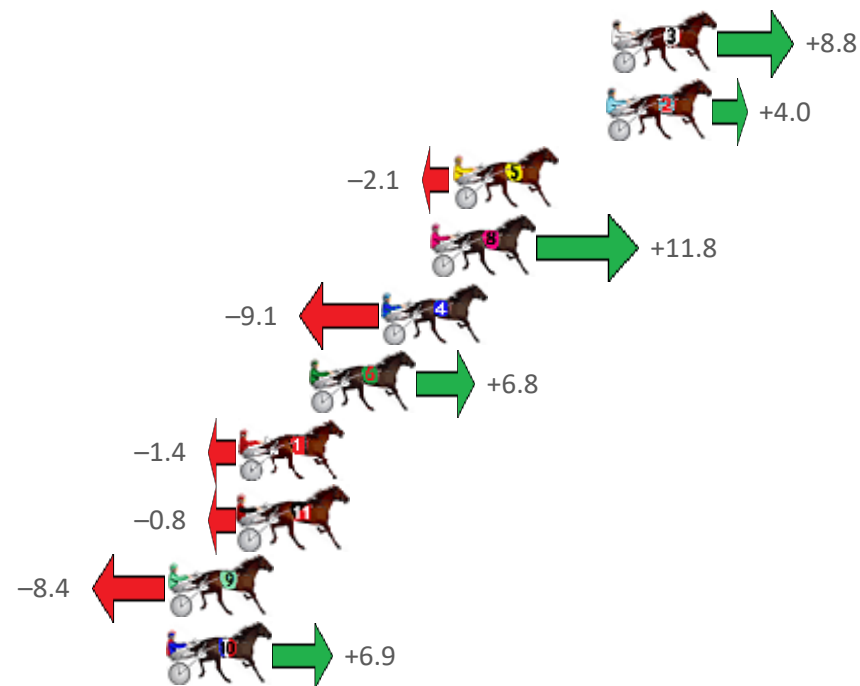
# Albion Park Race 7 Distance 1660m

Saturday, 18 July 2020

Gross Time: 1:55.10 MileRate: 1:51.60 LeadTime: 3.40s First Qtr: 26.90s Second Qtr: 28.30s Third Qtr: 28.00s Fourth Qtr: 28.50s

No Horse	Plc	Margin	Time	800Time (W)	400 Time (W)
3 JUSTALITTLE TORQUE	1	0.0m	1:55.10	55.88s (0)	27.88s (0)
2 WEEKS END	2	0.2m	1:55.11	56.22s (0)	28.22s (0)
5 SMOOTH SHOWGIRL	3	6.3m	1:55.57	56.65s (1)	28.80s (1)
8 FAME ASSURED	4	7.2m	1:55.64	55.67s (0)	27.75s (0)
4 BRIDGET BLUE CHIP	5	9.1m	1:55.78	57.14s (0)	29.14s (0)
6 DELIGHTFUL TARA	6	12.0m	1:56.00	56.02s (1)	28.12s (2)
1 LOVE MY SISTER	7	14.8m	1:56.21	56.60s (0)	28.63s (1)
11 ETERNAL PROMISE	8	14.8m	1:56.21	56.56s (1)	28.68s (2)
9 WITH THE BAND	9	17.6m	1:56.42	57.09s (1)	29.21s (1)
10 SAINT KILDA BEACH	10	17.7m	1:56.42	56.02s (1)	28.21s (1)

Finish Position and metres gained from 800m



Sectionals  
Powered by



Home of Australian Harness Sectionals

Get your sectionals delivered to your inbox daily

Check out [www.pjdata.com.au](http://www.pjdata.com.au)



The Racing Queensland Board (trading as Racing Queensland) and provider are not responsible for the completeness or accuracy of any of the information contained herein, and makes no representations about its suitability for any purpose.

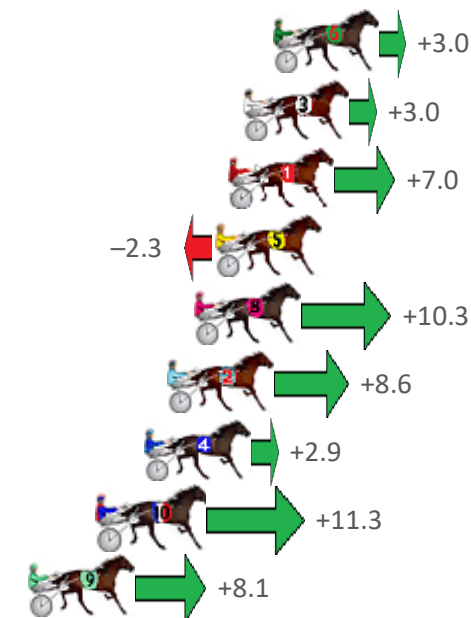
# Albion Park Race 8 Distance 1660m

Saturday, 18 July 2020

Gross Time: 1:58.10 MileRate: 1:54.50 LeadTime: 3.50s First Qtr: 28.30s Second Qtr: 30.50s Third Qtr: 27.90s Fourth Qtr: 27.90s

No Horse	Plc	Margin	Time	800Time (W)	400 Time (W)
6 JERADAS DELIGHT	1	0.0m	1:58.10	55.59s (1)	27.75s (1)
3 BARA JAYLA	2	1.2m	1:58.19	55.59s (0)	27.68s (0)
1 HUGHIES SISTER	3	1.8m	1:58.23	55.31s (0)	27.40s (0)
5 SPORTS STORY	4	2.3m	1:58.27	55.96s (0)	28.06s (0)
8 MACH TORQUE	5	3.1m	1:58.33	55.09s (0)	27.17s (0)
2 GINATIANO	6	4.2m	1:58.41	55.20s (1)	27.32s (1)
4 A RAINBOW DIAMOND	7	5.1m	1:58.47	55.60s (1)	27.71s (1)
10 BILLBOARD BONNIE	8	6.9m	1:58.61	55.02s (0)	27.10s (0)
9 HUNZA VALLEY	9	9.7m	1:58.81	55.24s (1)	27.41s (1)

## Finish Position and metres gained from 800m



Sectionals  
Powered by



Home of Australian Harness Sectionals

Get your sectionals delivered to your inbox daily

Check out [www.pjdata.com.au](http://www.pjdata.com.au)



The Racing Queensland Board (trading as Racing Queensland) and provider are not responsible for the completeness or accuracy of any of the information contained herein, and makes no representations about its suitability for any purpose.



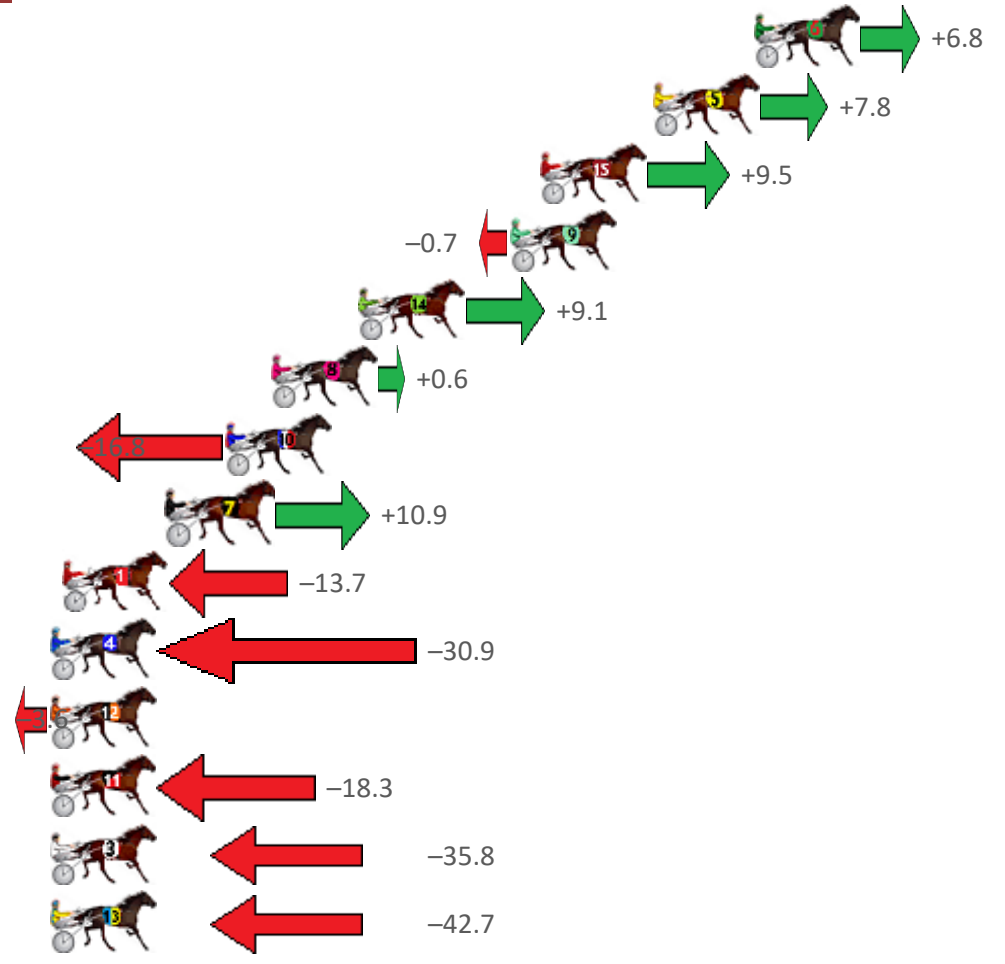
# Albion Park Race 9 Distance 2647m

Saturday, 18 July 2020

Gross Time: 3:20.10 MileRate: 2:01.70 LeadTime: 81.10s First Qtr: 31.10s Second Qtr: 30.60s Third Qtr: 28.40s Fourth Qtr: 28.90s

No Horse	Plc	Margin	Time	800Time (W)	400 Time (W)
6 GALLEONS VICTORY	1	0.0m	3:20.10	56.82s (1)	28.90s (0)
5 MUSCULUS	2	4.0m	3:20.40	56.74s (1)	28.56s (2)
15 OUR OVERANOVA	3	8.5m	3:20.74	56.62s (0)	28.49s (2)
9 JUSTABITNOISY	4	9.7m	3:20.84	57.35s (0)	28.43s (1)
14 NORTHERN MUSCLE	5	15.7m	3:21.29	56.65s (2)	28.40s (1)
8 LAVROS TEXAS	6	19.2m	3:21.56	57.26s (2)	28.64s (3)
10 MIRACLE RISING	7	21.0m	3:21.69	58.50s (0)	29.50s (0)
7 IL PIRATA	8	23.3m	3:21.87	56.52s (1)	28.68s (0)
1 HAVANA MAGIC	9	27.5m	3:22.19	58.28s (0)	29.37s (0)
4 JUSTABITLIKEMUM	10	32.9m	3:22.60	59.50s (1)	30.47s (1)
12 MAJESTIC SIMON	11	33.2m	3:22.62	57.56s (2)	29.29s (2)
11 GEE UP NEDDY	12	33.3m	3:22.63	58.60s (2)	29.77s (2)
3 IM THE COMMANDO	13	35.8m	3:22.82	59.85s (0)	30.87s (0)
13 GREG THE GREAT	14	137.7m	3:30.54	60.34s (0)	30.17s (0)

Finish Position and metres gained from 800m



Sectionals  
Powered by



Home of Australian Harness Sectionals

Get your sectionals delivered to your inbox daily

Check out [www.pjdata.com.au](http://www.pjdata.com.au)



The Racing Queensland Board (trading as Racing Queensland) and provider are not responsible for the completeness or accuracy of any of the information contained herein, and makes no representations about its suitability for any purpose.

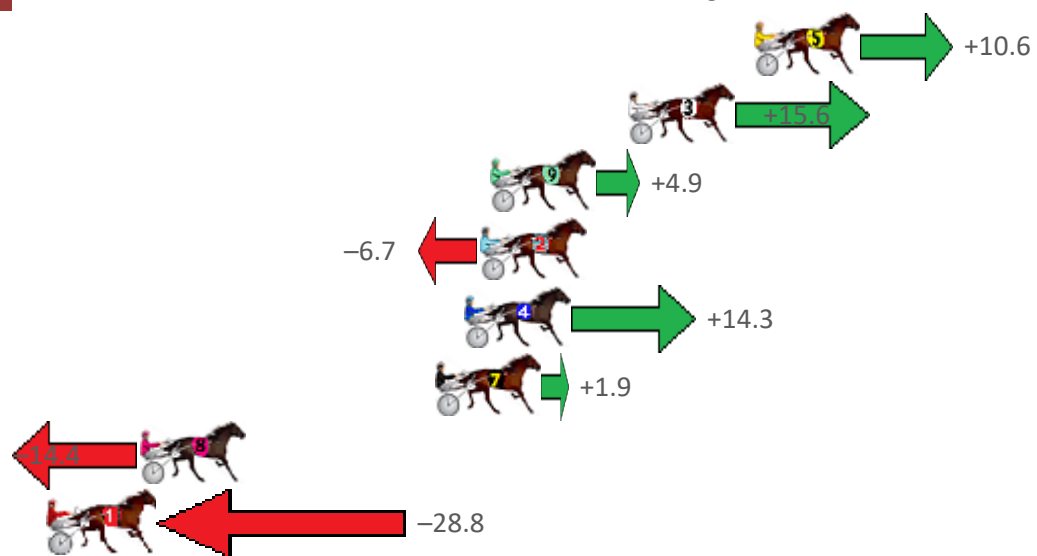
# Albion Park Race 10 Distance 2138m

Saturday, 18 July 2020

Gross Time: 2:34.00 MileRate: 1:55.90 LeadTime: 37.90s First Qtr: 30.30s Second Qtr: 29.30s Third Qtr: 28.10s Fourth Qtr: 28.40s

No Horse	Plc	Margin	Time	800Time (W)	400 Time (W)
5 STORMY RAIDER	1	0.0m	2:34.00	55.76s (1)	28.33s (1)
3 BLUE MOON RISING	2	5.0m	2:34.37	55.40s (1)	27.88s (1)
9 OYSTER STRIDE	3	10.5m	2:34.78	56.16s (1)	28.56s (1)
2 PACIFIC COIN	4	10.9m	2:34.81	56.97s (0)	28.87s (0)
4 LIFES A JUNGLE	5	11.5m	2:34.86	55.50s (1)	28.00s (1)
7 LUCKY UNLUCKY	6	12.7m	2:34.95	56.37s (0)	28.25s (0)
8 PHOTOZEN	7	24.4m	2:35.82	57.51s (0)	29.42s (0)
1 BLACKWHITEANDBLUE	8	28.8m	2:36.15	58.52s (0)	30.43s (0)

Finish Position and metres gained from 800m



Sectionals  
Powered by



Home of Australian Harness Sectionals

Get your sectionals delivered to your inbox daily

Check out [www.pjdata.com.au](http://www.pjdata.com.au)



The Racing Queensland Board (trading as Racing Queensland) and provider are not responsible for the completeness or accuracy of any of the information contained herein, and makes no representations about its suitability for any purpose.