

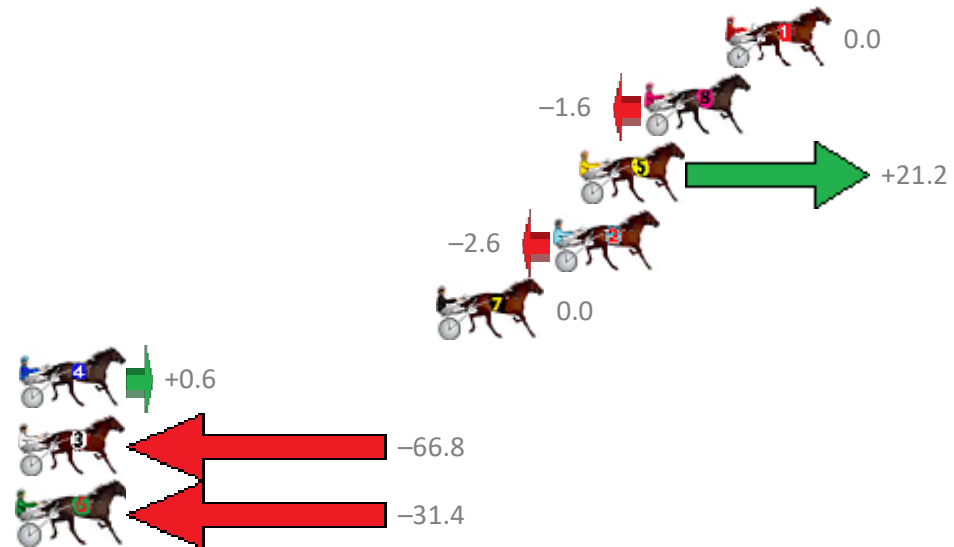
Marburg Race 1 Distance 1850m

Sunday, 5 July 2020

Gross Time: 2:21.90 MileRate: 2:03.40 LeadTime: 16.70s First Qtr: 33.50s Second Qtr: 30.20s Third Qtr: 29.70s Fourth Qtr: 31.80s

No	Horse	Plc	Margin	Time	800Time (W)	400 Time (W)
1	ITMIGHTBEYOU	1	0.0m	2:21.90	61.50s (0)	31.80s (0)
8	MODERN THOUGHT	2	3.2m	2:22.17	61.62s (2)	31.69s (1)
5	SISTER FEELGOOD	3	5.8m	2:22.38	59.88s (0)	31.34s (1)
2	CAMPBELL BEST	4	6.8m	2:22.46	61.70s (0)	31.83s (0)
7	WATYOUSEEISWATUGE	5	11.4m	2:22.85	61.50s (1)	31.69s (0)
4	SCHOOBY	6	43.4m	2:25.50	61.45s (0)	32.31s (0)
3	PEGGY STARDUST	7	72.2m	2:27.90	66.61s (1)	33.95s (1)
6	HARRY CROFT	8	88.4m	2:29.24	63.90s (1)	33.65s (1)

Finish Position and metres gained from 800m



Sectionals
Powered by



Home of Australian Harness Sectionals

Get your sectionals delivered to your inbox daily

Check out www.pjdata.com.au



The Racing Queensland Board (trading as Racing Queensland) and provider are not responsible for the completeness or accuracy of any of the information contained herein, and makes no representations about its suitability for any purpose.

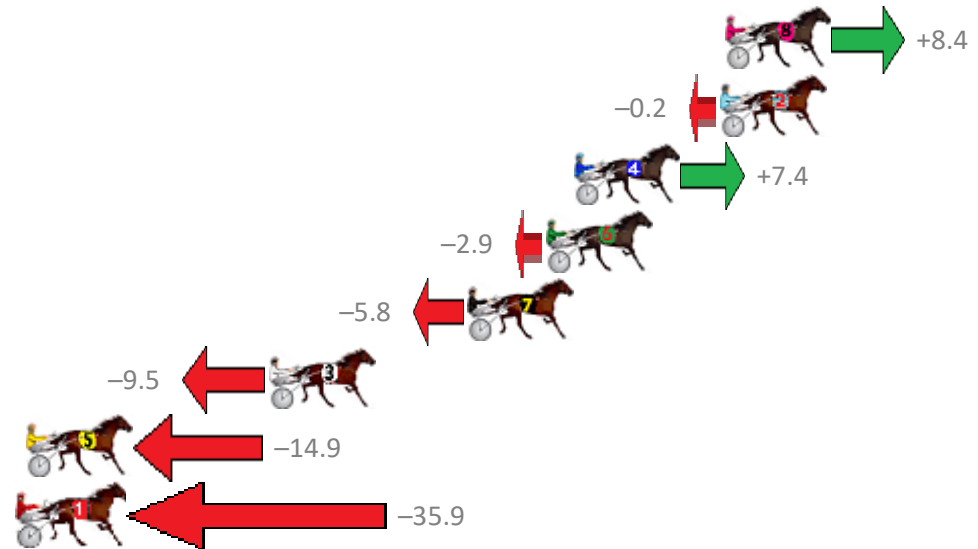
Marburg Race 2 Distance 1850m

Sunday, 5 July 2020

Gross Time: 2:20.40 MileRate: 2:02.20 LeadTime: 17.50s First Qtr: 32.00s Second Qtr: 31.20s Third Qtr: 29.10s Fourth Qtr: 30.60s

NoHorse	Plc	Margin	Time	800Time (W)	400 Time (W)
8 BUTCHERFEELGOOD	1	0.0m	2:20.40	59.08s (0)	29.43s (0)
2 ITS YOU NOT ME	2	0.2m	2:20.42	59.71s (1)	30.62s (0)
4 CHANG	3	6.0m	2:20.88	59.15s (1)	30.30s (2)
6 WECANONLYHOPE	4	7.1m	2:20.97	59.92s (0)	30.32s (0)
7 BAMBOLE NERE	5	10.2m	2:21.22	60.13s (1)	30.93s (1)
3 BETTERTHAN TORQUE	6	18.1m	2:21.85	60.40s (1)	31.19s (1)
5 MOLLIGUANNA	7	27.7m	2:22.62	60.81s (0)	31.17s (0)
1 DANCING IN MANOLOS	8	35.9m	2:23.27	62.36s (0)	32.83s (0)

Finish Position and metres gained from 800m



Sectionals
Powered by



Home of Australian Harness Sectionals

Get your sectionals delivered to your inbox daily

Check out www.pjdata.com.au



The Racing Queensland Board (trading as Racing Queensland) and provider are not responsible for the completeness or accuracy of any of the information contained herein, and makes no representations about its suitability for any purpose.

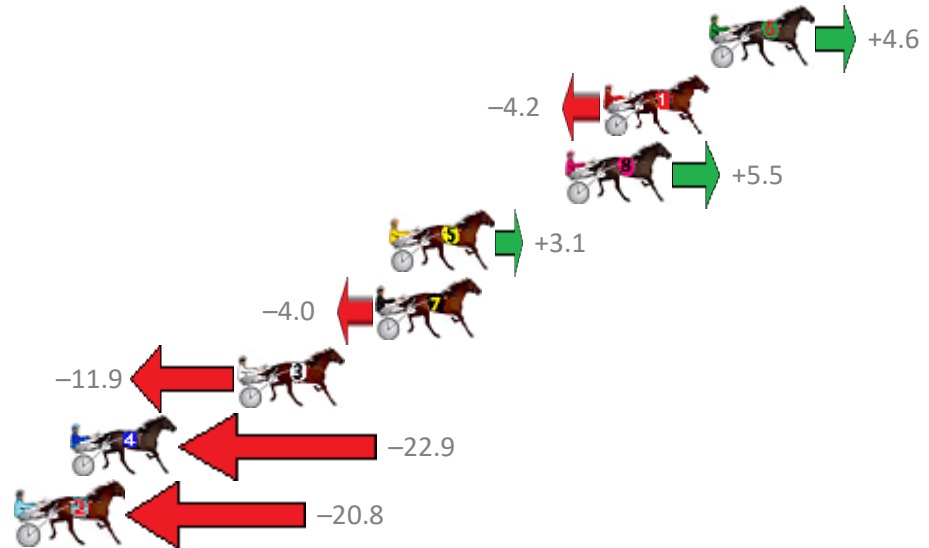
Marburg Race 3 Distance 1850m

Sunday, 5 July 2020

Gross Time: 2:17.50 MileRate: 1:59.60 LeadTime: 17.20s First Qtr: 29.60s Second Qtr: 31.10s Third Qtr: 29.40s Fourth Qtr: 30.20s

NoHorse	Plc	Margin	Time	800Time (W)	400 Time (W)
6 SHADYS DELIGHT	1	0.0m	2:17.50	59.26s (0)	29.87s (0)
1 BE ON THE SLY	2	4.2m	2:17.83	59.91s (0)	30.52s (0)
8 AWESOME OLLIE	3	5.7m	2:17.95	59.19s (2)	29.77s (3)
5 KAY NORA SHANNON	4	12.7m	2:18.50	59.37s (1)	30.03s (0)
7 ZENMACH	5	13.2m	2:18.54	59.90s (0)	30.52s (0)
3 GHOST GUM	6	18.7m	2:18.98	60.48s (1)	30.75s (1)
4 NIFTY STUDLEIGH	7	25.3m	2:19.50	61.30s (1)	31.59s (1)
2 JAMAICAN RESORT	8	27.4m	2:19.67	61.14s (2)	31.27s (2)

Finish Position and metres gained from 800m



Sectionals
Powered by



Home of Australian Harness Sectionals

Get your sectionals delivered to your inbox daily

Check out www.pjdata.com.au



The Racing Queensland Board (trading as Racing Queensland) and provider are not responsible for the completeness or accuracy of any of the information contained herein, and makes no representations about its suitability for any purpose.

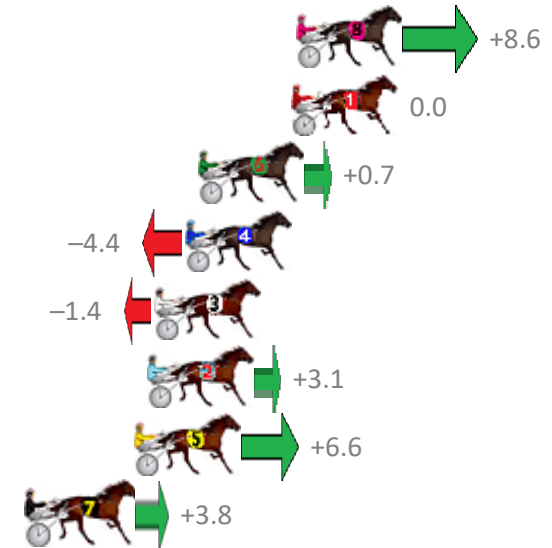
Marburg Race 4 Distance 1850m

Sunday, 5 July 2020

Gross Time: 2:17.60 MileRate: 1:59.70 LeadTime: 17.20s First Qtr: 30.50s Second Qtr: 31.50s Third Qtr: 28.80s Fourth Qtr: 29.60s

NoHorse	Plc	Margin	Time	800Time (W)	400 Time (W)
8 BUKTHSYSTEM	1	0.0m	2:17.60	57.78s (1)	29.06s (2)
1 IFYOUBELIEVE	2	0.2m	2:17.62	58.40s (0)	29.61s (0)
6 RANCHO MAN	3	3.9m	2:17.90	58.35s (0)	29.58s (0)
4 GUTS	4	4.4m	2:17.94	58.72s (1)	29.78s (1)
3 ONYAJANS	5	5.6m	2:18.03	58.50s (1)	29.51s (1)
2 PIN CODE	6	5.9m	2:18.06	58.17s (0)	29.42s (0)
5 GO ANNE GO	7	6.4m	2:18.10	57.92s (1)	29.11s (1)
7 DANCINGINTHEDARK	8	10.6m	2:18.42	58.12s (0)	29.31s (0)

Finish Position and metres gained from 800m



Sectionals
Powered by



Home of Australian Harness Sectionals

Get your sectionals delivered to your inbox daily

Check out www.pjdata.com.au



The Racing Queensland Board (trading as Racing Queensland) and provider are not responsible for the completeness or accuracy of any of the information contained herein, and makes no representations about its suitability for any purpose.

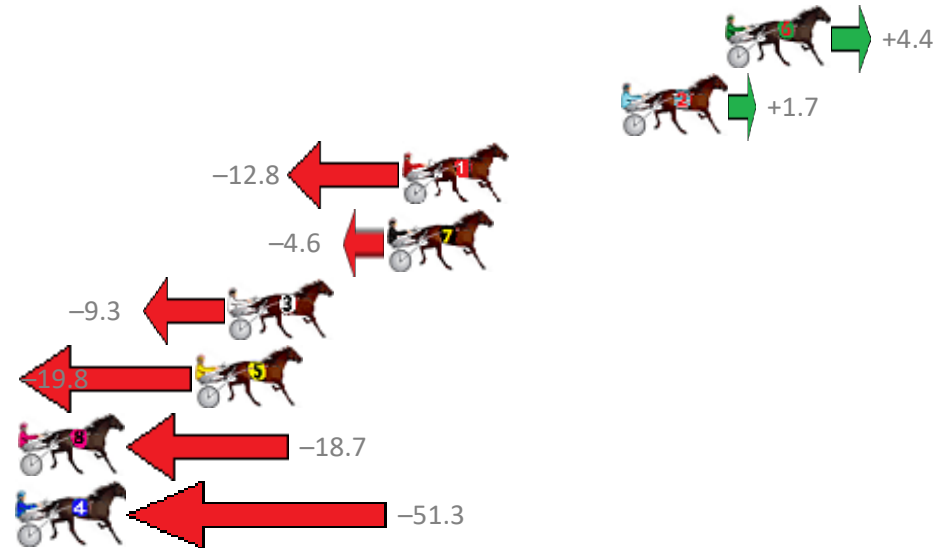
Marburg Race 5 Distance 1850m

Sunday, 5 July 2020

Gross Time: 2:18.80 MileRate: 2:00.70 LeadTime: 17.30s First Qtr: 30.80s Second Qtr: 31.10s Third Qtr: 30.30s Fourth Qtr: 29.30s

NoHorse	Plc	Margin	Time	800Time (W)	400 Time (W)
6 BETTERTHANSPRAYING	1	0.0m	2:18.80	59.27s (0)	28.95s (1)
2 WANJIRU	2	4.1m	2:19.12	59.47s (1)	29.38s (2)
1 RISKY BUZINESS	3	12.8m	2:19.78	60.55s (0)	30.23s (0)
7 DOMESTIC ART	4	13.4m	2:19.83	59.94s (0)	29.58s (0)
3 WHATA STRIDE	5	19.7m	2:20.31	60.29s (1)	30.08s (1)
5 PHIL BROMAC	6	21.0m	2:20.41	61.07s (1)	30.80s (1)
8 DOOLITTLE DANDY	7	33.3m	2:21.36	60.99s (1)	31.11s (2)
4 MISTER ROCKTOBER	8	56.5m	2:23.14	63.40s (2)	32.16s (1)

Finish Position and metres gained from 800m



Sectionals
Powered by



Home of Australian Harness Sectionals

Get your sectionals delivered to your inbox daily

Check out www.pjdata.com.au



The Racing Queensland Board (trading as Racing Queensland) and provider are not responsible for the completeness or accuracy of any of the information contained herein, and makes no representations about its suitability for any purpose.

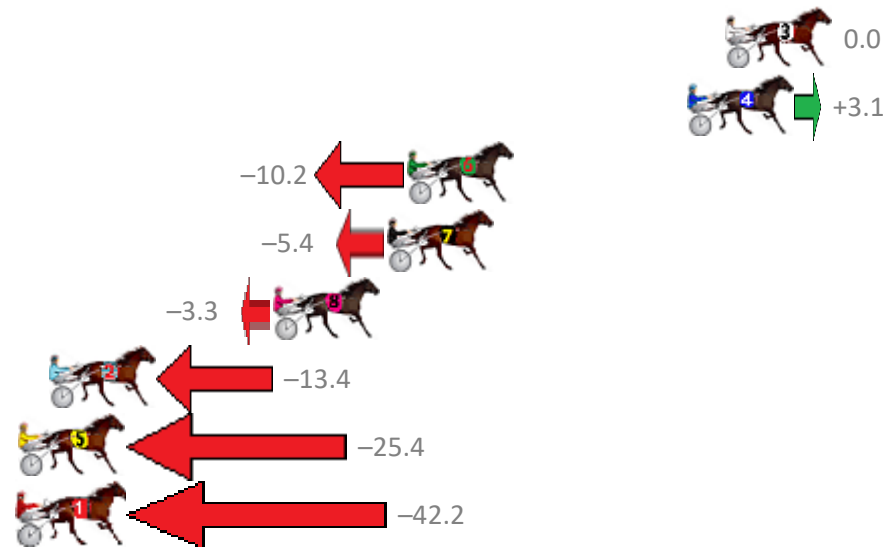
Marburg Race 6 Distance 1850m

Sunday, 5 July 2020

Gross Time: 2:16.70 MileRate: 1:58.90 LeadTime: 16.30s First Qtr: 31.80s Second Qtr: 30.30s Third Qtr: 27.80s Fourth Qtr: 30.50s

NoHorse	Plc	Margin	Time	800Time (W)	400 Time (W)
3 ACOLTNAME DSU	1	0.0m	2:16.70	58.30s (0)	30.50s (0)
4 SOULWRITER	2	1.5m	2:16.82	58.08s (0)	30.02s (0)
6 VIEWBYTHEROCK	3	12.6m	2:17.71	59.04s (1)	30.80s (1)
7 PAGO PAGO	4	13.4m	2:17.77	58.69s (1)	30.47s (0)
8 HIGH ON MONTANA	5	17.9m	2:18.13	58.54s (0)	29.70s (1)
2 JINGLES BROMAC	6	26.8m	2:18.84	59.27s (1)	30.76s (1)
5 MERRYWOOD PEARL	7	35.0m	2:19.49	60.14s (0)	31.46s (0)
1 FORBIDDEN FEELINGS	8	82.2m	2:23.26	61.36s (0)	32.18s (0)

Finish Position and metres gained from 800m



Sectionals
Powered by



Home of Australian Harness Sectionals

Get your sectionals delivered to your inbox daily

Check out www.pjdata.com.au



The Racing Queensland Board (trading as Racing Queensland) and provider are not responsible for the completeness or accuracy of any of the information contained herein, and makes no representations about its suitability for any purpose.

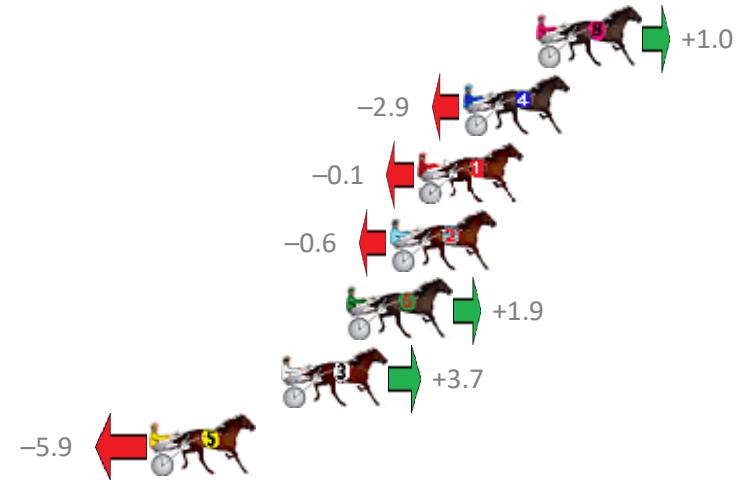
Marburg Race 7 Distance 2200m

Sunday, 5 July 2020

Gross Time: 2:44.60 MileRate: 2:00.40 LeadTime: 43.10s First Qtr: 31.90s Second Qtr: 31.30s Third Qtr: 28.10s Fourth Qtr: 30.20s

NoHorse	Plc	Margin	Time	800Time (W)	400 Time (W)
8 CALLMEDEMARO	1	0.0m	2:44.60	58.23s (1)	30.20s (1)
4 SCHEU CREEK	2	2.9m	2:44.83	58.51s (0)	30.42s (0)
1 DONNY JONES	3	4.7m	2:44.97	58.31s (0)	30.21s (0)
2 DONT CALL ME	4	5.8m	2:45.06	58.34s (1)	30.23s (1)
6 ROCKNROLL PROMISE	5	7.5m	2:45.19	58.16s (0)	30.10s (0)
3 PITTSWORTH MAN	6	10.1m	2:45.40	58.03s (0)	29.82s (1)
5 ROWDYS ACE	7	15.3m	2:45.81	58.73s (1)	30.55s (1)

Finish Position and metres gained from 800m



Sectionals
Powered by



Home of Australian Harness Sectionals

Get your sectionals delivered to your inbox daily

Check out www.pjdata.com.au



The Racing Queensland Board (trading as Racing Queensland) and provider are not responsible for the completeness or accuracy of any of the information contained herein, and makes no representations about its suitability for any purpose.

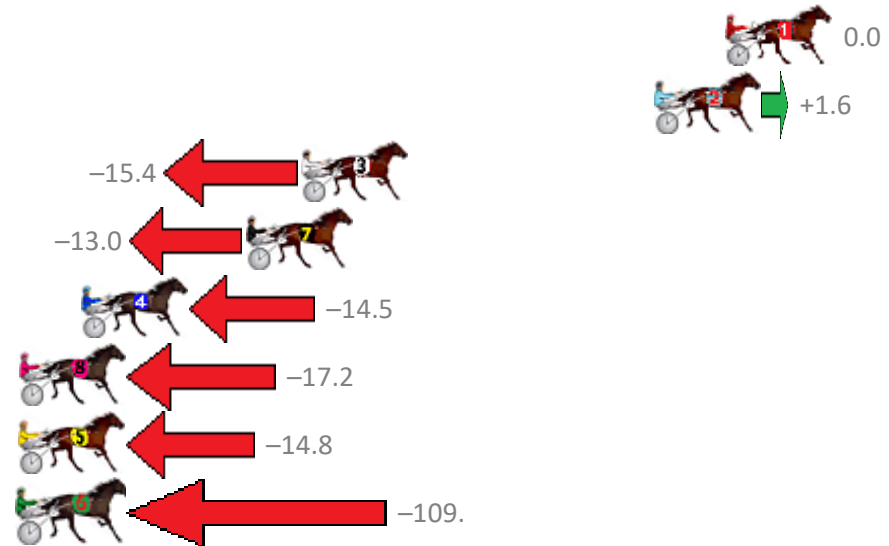
Marburg Race 8 Distance 1850m

Sunday, 5 July 2020

Gross Time: 2:16.40 MileRate: 1:58.60 LeadTime: 16.60s First Qtr: 30.70s Second Qtr: 31.00s Third Qtr: 28.60s Fourth Qtr: 29.50s

NoHorse	Plc	Margin	Time	800Time (W)	400 Time (W)
1 BALLATOR THOR	1	0.0m	2:16.40	58.10s (0)	29.50s (0)
2 SHAZAM SHANNON	2	2.8m	2:16.62	57.98s (0)	29.28s (0)
3 IDEAL TIGER	3	16.8m	2:17.70	59.21s (1)	30.59s (1)
7 MAYWYN A JUG ORTW	4	19.0m	2:17.87	59.04s (1)	30.29s (1)
4 ARTISTIC SAINT	5	25.5m	2:18.37	59.15s (0)	30.34s (0)
8 DOLLARBILL	6	29.8m	2:18.70	59.34s (1)	30.26s (1)
5 TINTED LASS	7	30.4m	2:18.75	59.17s (0)	30.32s (0)
6 ADMIRAL	8	159.9m	2:28.77	66.04s (0)	33.89s (0)

Finish Position and metres gained from 800m



Sectionals
Powered by



Home of Australian Harness Sectionals

Get your sectionals delivered to your inbox daily

Check out www.pjdata.com.au



The Racing Queensland Board (trading as Racing Queensland) and provider are not responsible for the completeness or accuracy of any of the information contained herein, and makes no representations about its suitability for any purpose.

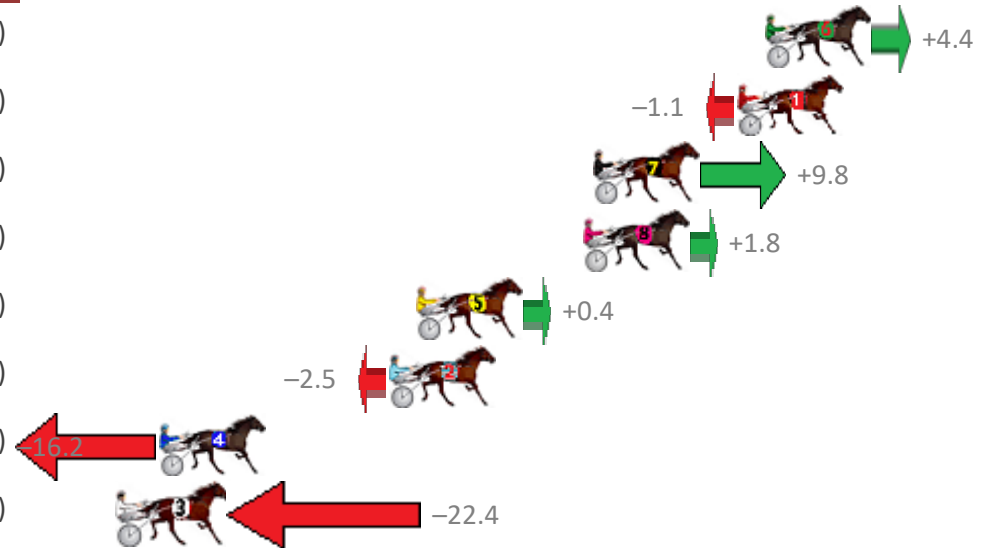
Marburg Race 9 Distance 1850m

Sunday, 5 July 2020

Gross Time: 2:15.80 MileRate: 1:58.10 LeadTime: 16.20s First Qtr: 30.00s Second Qtr: 31.50s Third Qtr: 28.70s Fourth Qtr: 29.40s

NoHorse	Plc	Margin	Time	800Time (W)	400 Time (W)
6 ALE ALE KAI	1	0.0m	2:15.80	57.78s (0)	29.09s (0)
1 KARLOO MAC	2	1.1m	2:15.88	58.18s (0)	29.48s (0)
7 ELMS CREEK	3	6.8m	2:16.32	57.39s (1)	29.39s (2)
8 HES NOVAK	4	7.2m	2:16.36	57.97s (0)	29.30s (0)
5 MAJORDOIT	5	13.8m	2:16.86	58.07s (0)	29.43s (1)
2 CAMROLLER	6	14.9m	2:16.95	58.28s (1)	29.54s (2)
4 COLOMBIAN GOLD	7	24.0m	2:17.65	59.27s (1)	30.50s (1)
3 ELMAUR JOY	8	25.6m	2:17.77	59.72s (1)	31.07s (1)

Finish Position and metres gained from 800m



Sectionals
Powered by



Home of Australian Harness Sectionals

Get your sectionals delivered to your inbox daily

Check out www.pjdata.com.au



The Racing Queensland Board (trading as Racing Queensland) and provider are not responsible for the completeness or accuracy of any of the information contained herein, and makes no representations about its suitability for any purpose.