

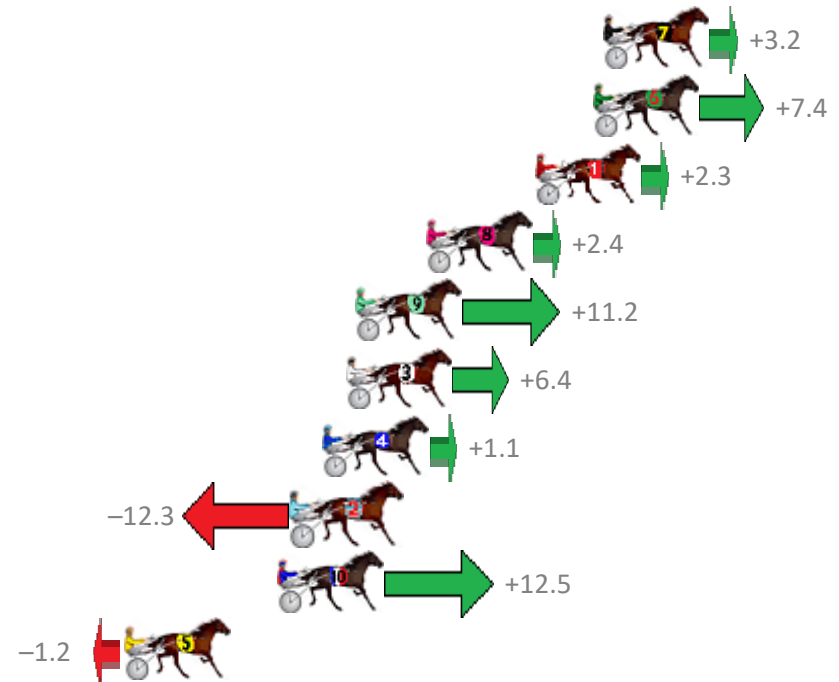
Albion Park Race 1 Distance 2138m

Saturday, 20 June 2020

Gross Time: 2:32.50 MileRate: 1:54.80 LeadTime: 37.20s First Qtr: 30.20s Second Qtr: 28.70s Third Qtr: 27.80s Fourth Qtr: 28.60s

NoHorse	Plc	Margin	Time	800Time (W)	400 Time (W)
7 TENNYSON BROMAC	1	0.0m	2:32.50	56.18s (1)	28.54s (1)
6 SOLE AMBITION	2	0.4m	2:32.53	55.88s (1)	28.26s (1)
1 HUGHIE GREEN	3	2.7m	2:32.70	56.24s (0)	28.46s (0)
8 JUMPING JOLT	4	7.0m	2:33.03	56.23s (0)	28.47s (0)
9 SPARKLING CULLECT	5	9.8m	2:33.24	55.61s (1)	28.09s (2)
3 CLASSIE AMERICAN	6	10.2m	2:33.27	55.95s (1)	28.36s (1)
4 IMA TOP TYCOON	7	11.1m	2:33.33	56.32s (1)	28.71s (1)
2 INVINCIBLE LOXTON	8	12.3m	2:33.42	57.26s (0)	29.47s (0)
10 ULTIMATE AD	9	12.9m	2:33.47	55.52s (1)	27.94s (1)
5 SAMS THE MASTER	10	19.0m	2:33.93	56.48s (0)	29.00s (0)

Finish Position and metres gained from 800m



Sectionals
Powered by



Home of Australian Harness Sectionals

Get your sectionals delivered to your inbox daily

Check out www.pjdata.com.au



The Racing Queensland Board (trading as Racing Queensland) and provider are not responsible for the completeness or accuracy of any of the information contained herein, and makes no representations about its suitability for any purpose.

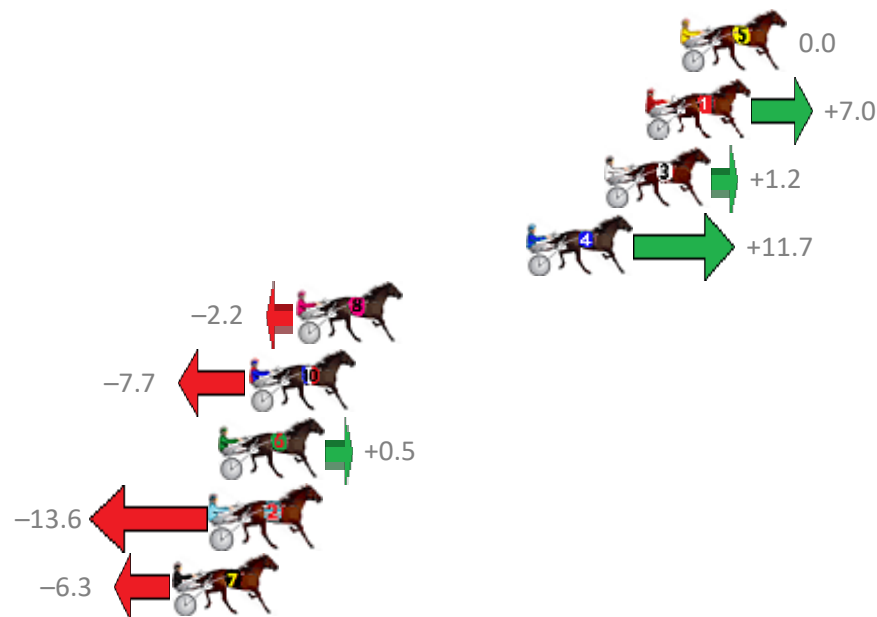
Albion Park Race 2 Distance 1660m

Saturday, 20 June 2020

Gross Time: 1:59.80 MileRate: 1:56.10 LeadTime: 3.40s First Qtr: 28.30s Second Qtr: 31.40s Third Qtr: 28.90s Fourth Qtr: 27.80s

NoHorse	Plc	Margin	Time	800Time (W)	400 Time (W)
5 THE CRUISE MISSILE	1	0.0m	1:59.80	56.70s (0)	27.80s (0)
1 BLUE MOON RISING	2	1.4m	1:59.90	56.21s (0)	27.32s (0)
3 KILLARA KAOS	3	3.0m	2:00.02	56.62s (0)	27.72s (0)
4 MY SECRET BEACH	4	6.1m	2:00.25	55.88s (0)	27.21s (0)
8 OYSTER STRIDE	5	15.2m	2:00.91	56.86s (0)	28.02s (1)
10 LIVE ATOM	6	17.1m	2:01.05	57.24s (1)	28.40s (2)
6 BETTERTHANAJEEP	7	18.3m	2:01.14	56.66s (1)	28.07s (2)
2 CC JONES	8	18.6m	2:01.16	57.66s (1)	28.77s (1)
7 ROGER THAT	9	20.1m	2:01.27	57.14s (1)	28.58s (3)

Finish Position and metres gained from 800m



Sectionals
Powered by



Home of Australian Harness Sectionals

Get your sectionals delivered to your inbox daily

Check out www.pjdata.com.au



The Racing Queensland Board (trading as Racing Queensland) and provider are not responsible for the completeness or accuracy of any of the information contained herein, and makes no representations about its suitability for any purpose.

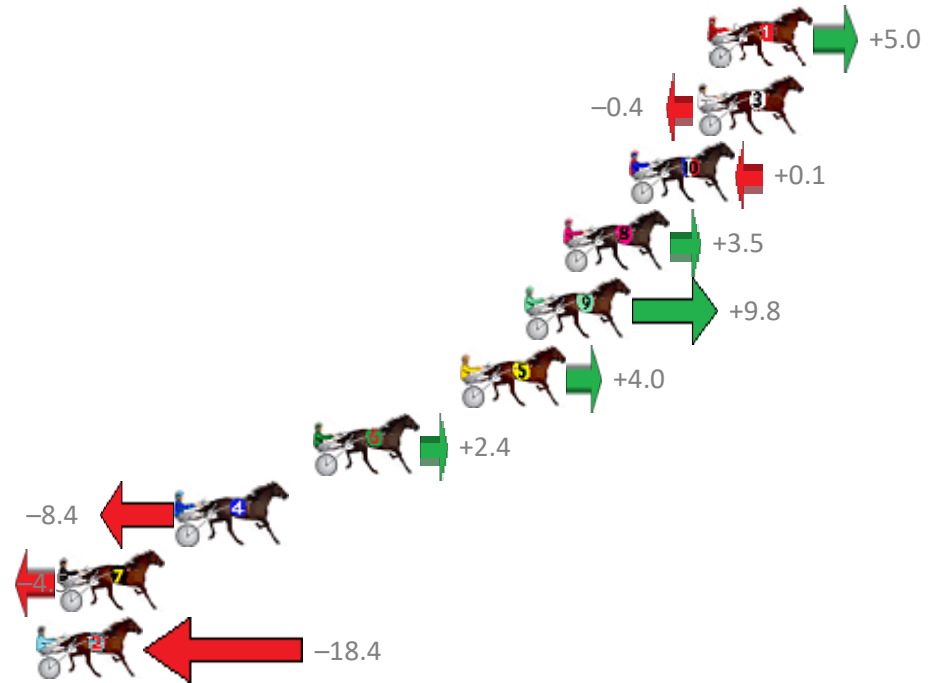
Albion Park Race 3 Distance 2138m

Saturday, 20 June 2020

Gross Time: 2:34.60 MileRate: 1:56.40 LeadTime: 37.90s First Qtr: 31.10s Second Qtr: 28.70s Third Qtr: 28.30s Fourth Qtr: 28.60s

NoHorse	Plc	Margin	Time	800Time (W)	400 Time (W)
1 WATTLEBANK FLYER	1	0.0m	2:34.60	56.55s (0)	28.26s (0)
3 KURAHAUPO GAMBLER	2	0.4m	2:34.63	56.93s (0)	28.63s (0)
10 OUTLAW FELLA	3	3.1m	2:34.83	56.89s (1)	28.72s (1)
8 JAMES DEAN	4	5.7m	2:35.03	56.65s (0)	28.37s (0)
9 RED CHARMER	5	7.2m	2:35.14	56.21s (1)	28.09s (3)
5 LANCELOT BROMAC	6	9.8m	2:35.34	56.62s (0)	28.36s (0)
6 HES NOVAK	7	15.6m	2:35.77	56.73s (0)	28.57s (1)
4 WEEDONS EXPRESS	8	21.0m	2:36.18	57.49s (1)	29.18s (2)
7 DAPPER	9	25.7m	2:36.53	57.22s (1)	29.12s (2)
2 TOMEARA	10	26.6m	2:36.60	58.20s (1)	29.91s (1)

Finish Position and metres gained from 800m



Sectionals
Powered by



Home of Australian Harness Sectionals

Get your sectionals delivered to your inbox daily

Check out www.pjdata.com.au



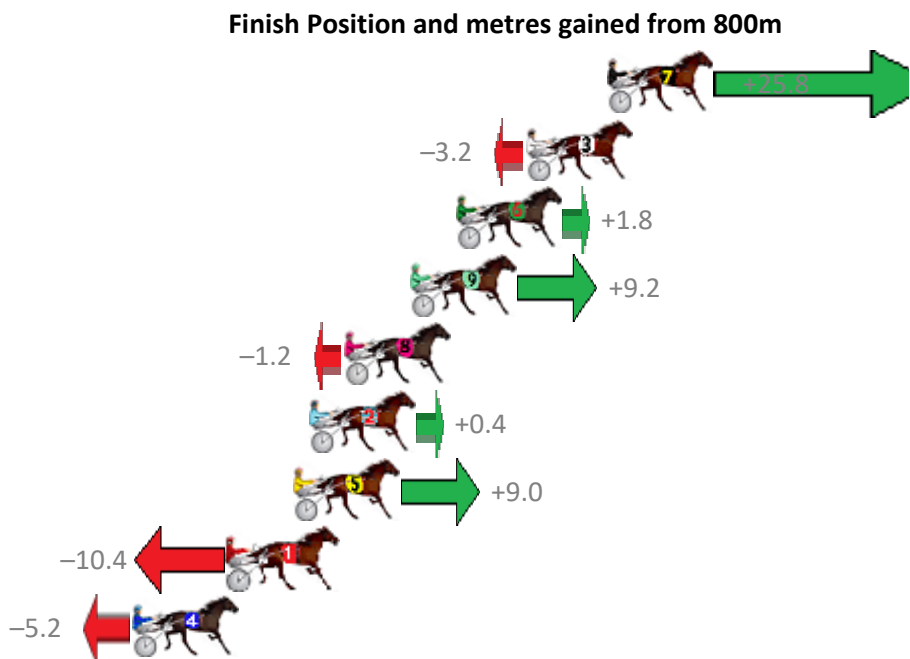
The Racing Queensland Board (trading as Racing Queensland) and provider are not responsible for the completeness or accuracy of any of the information contained herein, and makes no representations about its suitability for any purpose.

Albion Park Race 4 Distance 1660m

Saturday, 20 June 2020

Gross Time: 1:59.40 MileRate: 1:55.80 LeadTime: 3.40s First Qtr: 29.40s Second Qtr: 29.80s Third Qtr: 27.90s Fourth Qtr: 28.90s

NoHorse	Plc	Margin	Time	800Time (W)	400 Time (W)
7 TACT BESS	1	0.0m	1:59.40	54.98s (1)	27.15s (1)
3 KOTARE ELITE	2	3.2m	1:59.64	57.03s (0)	29.13s (0)
6 CORSINI	3	6.0m	1:59.86	56.67s (1)	28.94s (1)
9 ARK ME	4	7.8m	1:59.99	56.15s (1)	28.35s (1)
8 RUNFORTHROSES	5	10.4m	2:00.19	56.88s (0)	28.96s (0)
2 MISS CATALINA	6	11.8m	2:00.29	56.77s (1)	29.00s (1)
5 ZARAS DANCE	7	12.4m	2:00.34	56.16s (1)	28.37s (1)
1 ASHLEE NITRO	8	15.0m	2:00.54	57.53s (0)	29.63s (0)
4 CHROMOZONE	9	18.8m	2:00.83	57.17s (0)	29.27s (0)



Sectionals
Powered by



Home of Australian Harness Sectionals

Get your sectionals delivered to your inbox daily

Check out www.pjdata.com.au



The Racing Queensland Board (trading as Racing Queensland) and provider are not responsible for the completeness or accuracy of any of the information contained herein, and makes no representations about its suitability for any purpose.

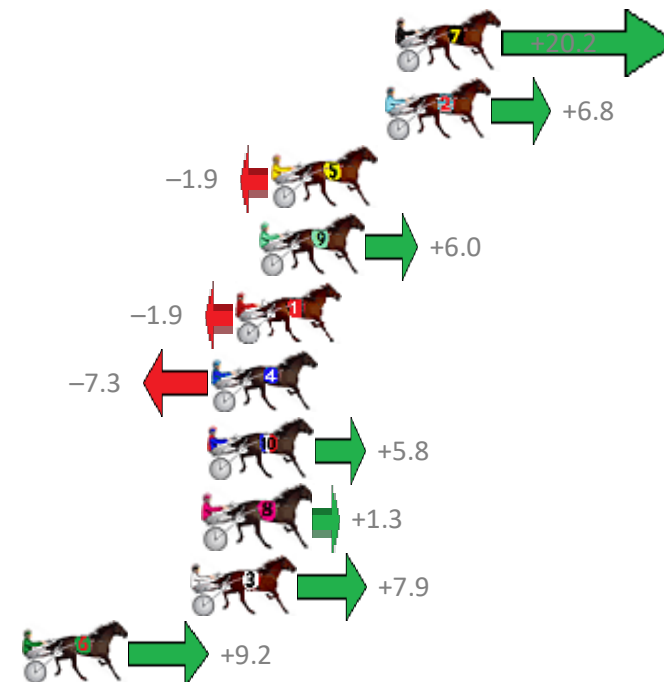
Albion Park Race 5 Distance 1660m

Saturday, 20 June 2020

Gross Time: 1:59.50 MileRate: 1:55.90 LeadTime: 3.40s First Qtr: 27.90s Second Qtr: 29.80s Third Qtr: 29.20s Fourth Qtr: 29.20s

NoHorse	Plc	Margin	Time	800Time (W)	400 Time (W)
7 HEZA BROMAC	1	0.0m	1:59.50	56.93s (1)	27.70s (2)
2 HUNTAWAY	2	0.4m	1:59.53	57.91s (1)	28.66s (2)
5 JILLIBY GIZMO	3	4.9m	1:59.88	58.54s (1)	29.32s (1)
9 KAAPALI	4	5.4m	1:59.91	57.96s (1)	28.68s (1)
1 ROCKNROLL TURBO	5	6.3m	1:59.98	58.54s (0)	29.28s (0)
4 SOMEBEACHSOME GIFT	6	7.3m	2:00.06	58.93s (0)	29.73s (0)
10 RISKY BUZINESS	7	7.4m	2:00.07	57.98s (0)	28.66s (0)
8 CROWNING GLORY	8	7.5m	2:00.07	58.31s (0)	29.02s (0)
3 COBALT BLUES	9	8.1m	2:00.12	57.83s (1)	28.55s (1)
6 STUDLEIGH WILL	10	14.8m	2:00.63	57.73s (2)	28.69s (0)

Finish Position and metres gained from 800m



Sectionals
Powered by



Home of Australian Harness Sectionals

Get your sectionals delivered to your inbox daily

Check out www.pjdata.com.au



The Racing Queensland Board (trading as Racing Queensland) and provider are not responsible for the completeness or accuracy of any of the information contained herein, and makes no representations about its suitability for any purpose.

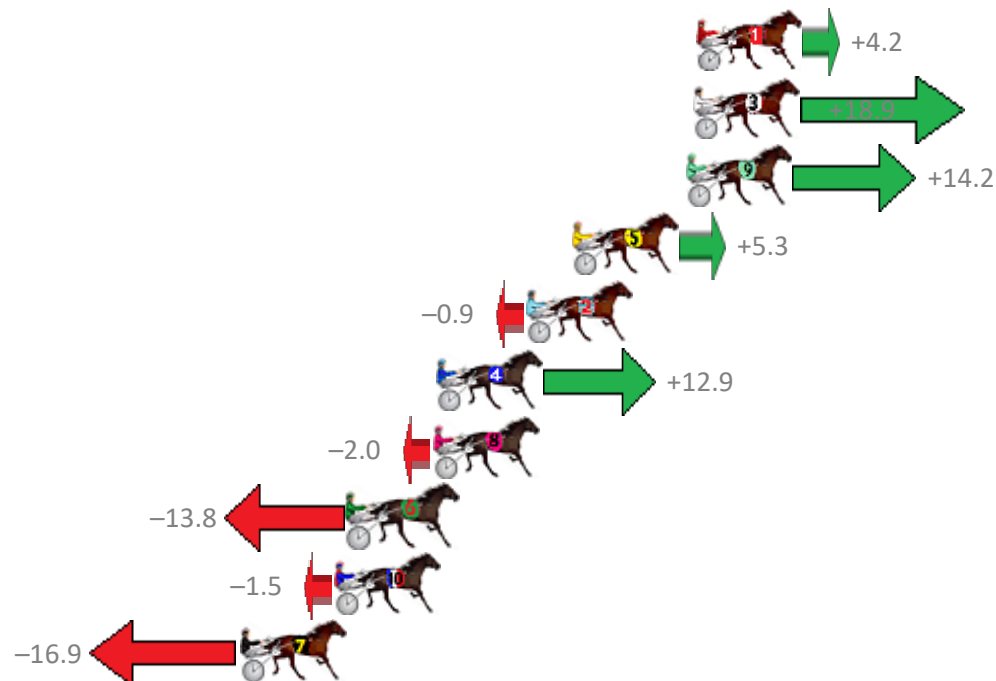
Albion Park Race 6 Distance 2138m

Saturday, 20 June 2020

Gross Time: 2:32.70 MileRate: 1:55.00 LeadTime: 36.90s First Qtr: 29.20s Second Qtr: 29.90s Third Qtr: 28.60s Fourth Qtr: 28.10s

NoHorse	Plc	Margin	Time	800Time (W)	400 Time (W)
1 SPEECH IS SILVER	1	0.0m	2:32.70	56.40s (0)	27.81s (0)
3 SAM IS PERFECTION	2	0.1m	2:32.71	55.37s (1)	27.70s (2)
9 BRIDGET BLUE CHIP	3	0.4m	2:32.73	55.70s (1)	28.03s (2)
5 JOHNNY WHITE	4	4.9m	2:33.06	56.33s (1)	27.65s (1)
2 MONTANA CHIEF	5	6.7m	2:33.19	56.76s (1)	28.07s (1)
4 SIR JULIAN	6	10.3m	2:33.46	55.79s (1)	28.05s (2)
8 MARK OF INTEGRITY	7	10.4m	2:33.47	56.84s (0)	28.21s (0)
6 MYMATEPOG	8	13.8m	2:33.72	57.67s (0)	29.06s (0)
10 EL GRAN SENOR	9	14.3m	2:33.76	56.81s (0)	28.15s (0)
7 MARETTI	10	18.1m	2:34.04	57.89s (1)	29.18s (1)

Finish Position and metres gained from 800m



Sectionals
Powered by



Home of Australian Harness Sectionals

Get your sectionals delivered to your inbox daily

Check out www.pjdata.com.au



The Racing Queensland Board (trading as Racing Queensland) and provider are not responsible for the completeness or accuracy of any of the information contained herein, and makes no representations about its suitability for any purpose.

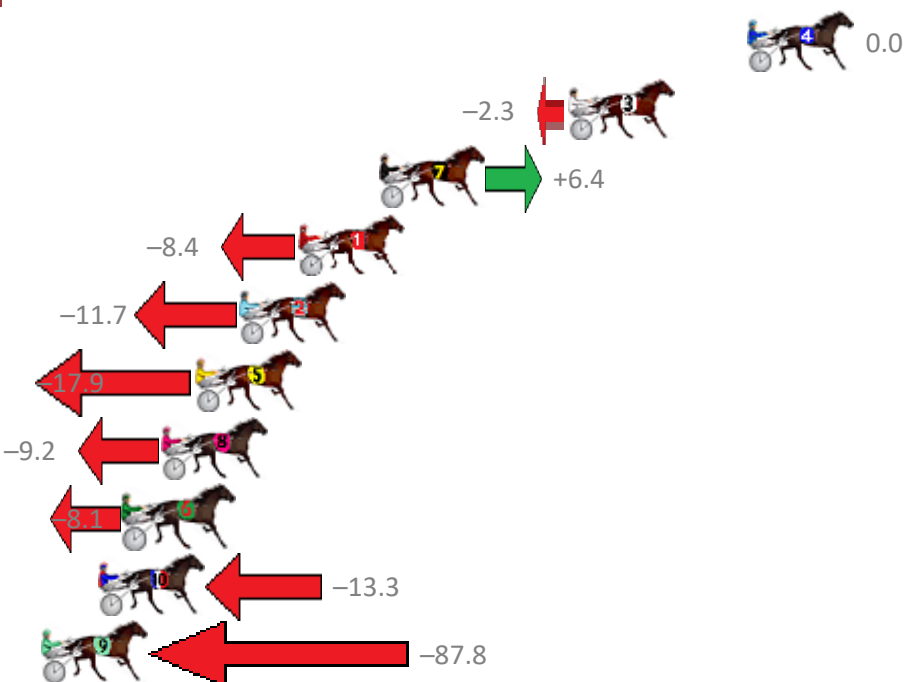
Albion Park Race 7 Distance 1660m

Saturday, 20 June 2020

Gross Time: 1:56.50 MileRate: 1:53.00 LeadTime: 3.40s First Qtr: 27.40s Second Qtr: 29.40s Third Qtr: 28.60s Fourth Qtr: 27.70s

NoHorse	Plc	Margin	Time	800Time (W)	400 Time (W)
4 ROLL WITH LACHLAN	1	0.0m	1:56.50	56.30s (0)	27.70s (0)
3 LIFES A JUNGLE	2	7.1m	1:57.02	56.46s (0)	27.86s (0)
7 HANDSOME HERO	3	14.6m	1:57.56	55.85s (1)	27.63s (2)
1 LIVING GRAND	4	17.8m	1:57.80	56.89s (0)	28.20s (0)
2 HEART OF COOPER	5	20.1m	1:57.96	57.12s (1)	28.52s (1)
5 LITTLE BOLT	6	21.9m	1:58.10	57.55s (1)	28.95s (1)
8 CELTIC CRUZA	7	23.2m	1:58.19	56.94s (0)	28.37s (1)
6 HAVANA MOON	8	24.7m	1:58.30	56.87s (1)	28.63s (2)
10 GOTTA MOMENT	9	25.7m	1:58.37	57.23s (1)	29.06s (2)
9 JUST JOSHIN	10	207.8m	2:11.64	62.44s (0)	33.75s (0)

Finish Position and metres gained from 800m



Sectionals
Powered by



Home of Australian Harness Sectionals

Get your sectionals delivered to your inbox daily

Check out www.pjdata.com.au



The Racing Queensland Board (trading as Racing Queensland) and provider are not responsible for the completeness or accuracy of any of the information contained herein, and makes no representations about its suitability for any purpose.

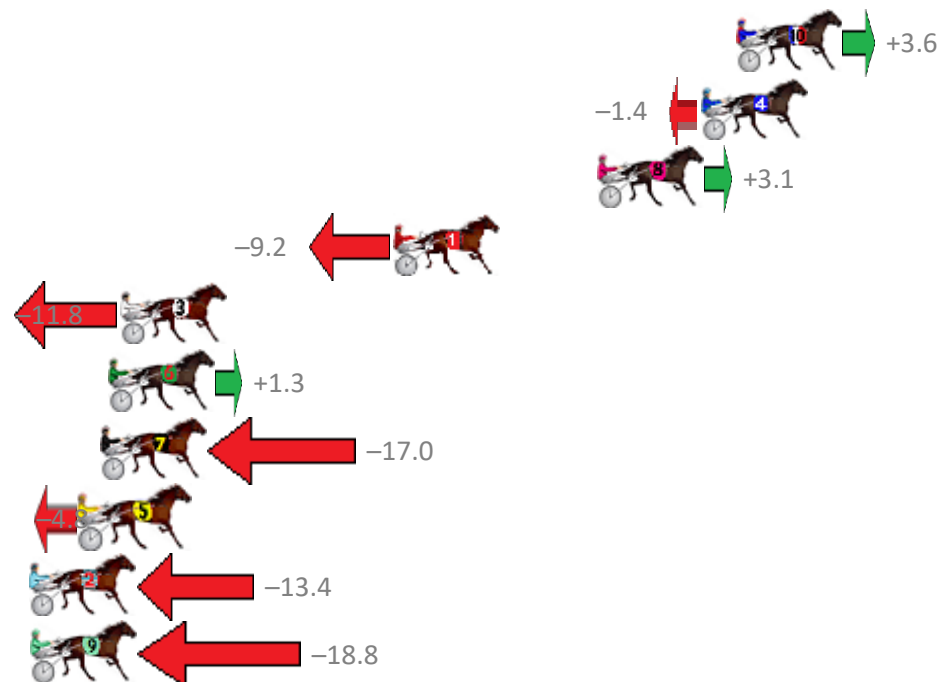
Albion Park Race 8 Distance 2138m

Saturday, 20 June 2020

Gross Time: 2:31.80 MileRate: 1:54.20 LeadTime: 37.10s First Qtr: 30.60s Second Qtr: 29.50s Third Qtr: 27.50s Fourth Qtr: 27.10s

NoHorse	Plc	Margin	Time	800Time (W)	400 Time (W)
10 COLT THIRTY ONE	1	0.0m	2:31.80	54.36s (1)	26.86s (1)
4 NORTHVIEW HUSTLER	2	1.4m	2:31.90	54.70s (0)	27.19s (0)
8 SUBTLE DELIGHT	3	5.5m	2:32.19	54.39s (0)	26.76s (0)
1 SMOOTH SHOWGIRL	4	13.6m	2:32.77	55.22s (0)	27.60s (0)
3 ROCK WITH SAM	5	24.4m	2:33.54	55.40s (1)	27.92s (2)
6 MAJOR CAM	6	24.9m	2:33.58	54.51s (1)	27.40s (2)
7 GLENFERRIE HOOD	7	25.2m	2:33.60	55.75s (1)	28.08s (1)
5 CLINTAL DO	8	26.0m	2:33.66	54.93s (1)	27.32s (1)
2 DREAM TO SHARE	9	30.4m	2:33.97	55.51s (1)	27.91s (1)
9 ALWAYS IN COMMAND	10	32.0m	2:34.08	55.88s (0)	27.92s (0)

Finish Position and metres gained from 800m



Sectionals
Powered by



Home of Australian Harness Sectionals

Get your sectionals delivered to your inbox daily

Check out www.pjdata.com.au



The Racing Queensland Board (trading as Racing Queensland) and provider are not responsible for the completeness or accuracy of any of the information contained herein, and makes no representations about its suitability for any purpose.

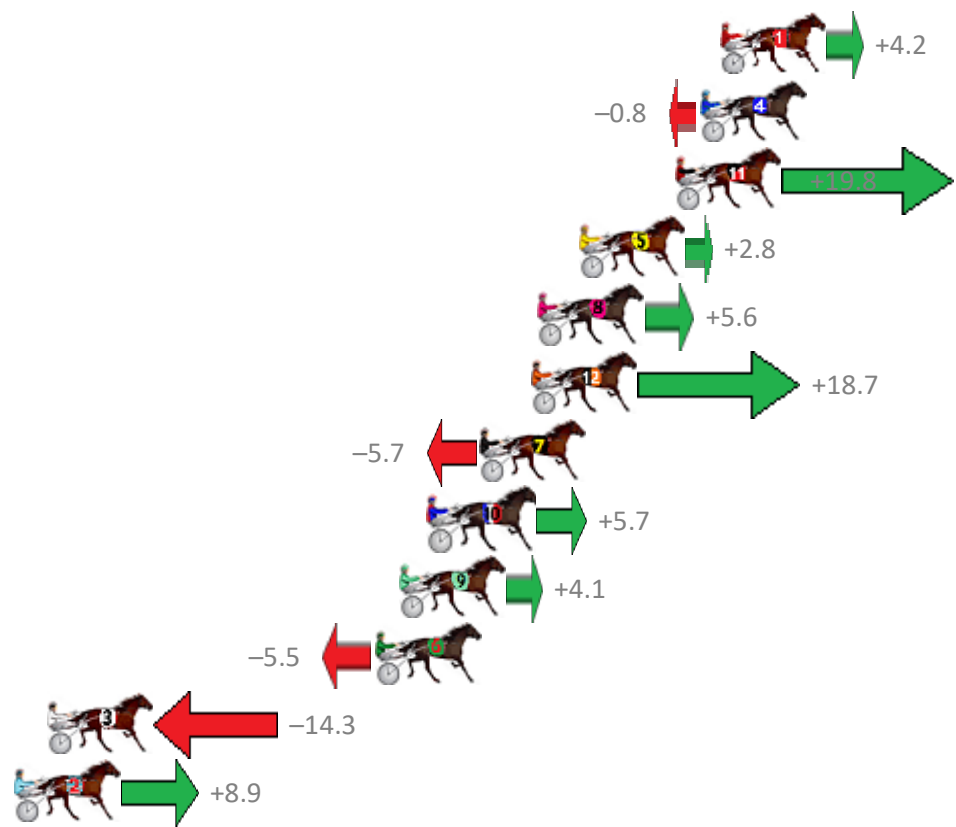
Albion Park Race 9 Distance 2647m

Saturday, 20 June 2020

Gross Time: 3:24.40 MileRate: 2:04.30 LeadTime: 84.00s First Qtr: 31.30s Second Qtr: 30.80s Third Qtr: 29.30s Fourth Qtr: 29.00s

NoHorse	Plc	Margin	Time	800Time (W)	400 Time (W)
1 SIR FAHRENHEIT NZ (LA)	1	0.0m	3:24.40	58.00s (0)	28.70s (0)
4 MIRACLE RISING	2	0.8m	3:24.46	58.36s (0)	29.06s (0)
11 NORTHERN MUSCLE	3	1.8m	3:24.54	56.87s (1)	28.31s (3)
5 MUSCULUS	4	5.6m	3:24.83	58.10s (0)	28.75s (0)
8 LAVROS TEXAS	5	7.2m	3:24.95	57.89s (0)	28.55s (0)
12 OUR OVERANOVA	6	7.5m	3:24.97	56.94s (1)	28.40s (2)
7 HAVANA MAGIC	7	9.5m	3:25.12	58.71s (1)	29.53s (1)
10 QUIETLY SPOKEN	8	11.5m	3:25.28	57.89s (0)	28.72s (1)
9 JUSTABITNOISY	9	12.7m	3:25.37	58.00s (1)	29.11s (1)
6 IVANOV	10	13.7m	3:25.44	58.70s (1)	29.51s (1)
3 MELPARK MAGIC	11	26.7m	3:26.43	59.34s (1)	30.41s (2)
2 JEDDY R YA READY	12	33.1m	3:26.92	57.66s (0)	29.08s (0)

Finish Position and metres gained from 800m



Sectionals
Powered by



Home of Australian Harness Sectionals

Get your sectionals delivered to your inbox daily

Check out www.pjdata.com.au



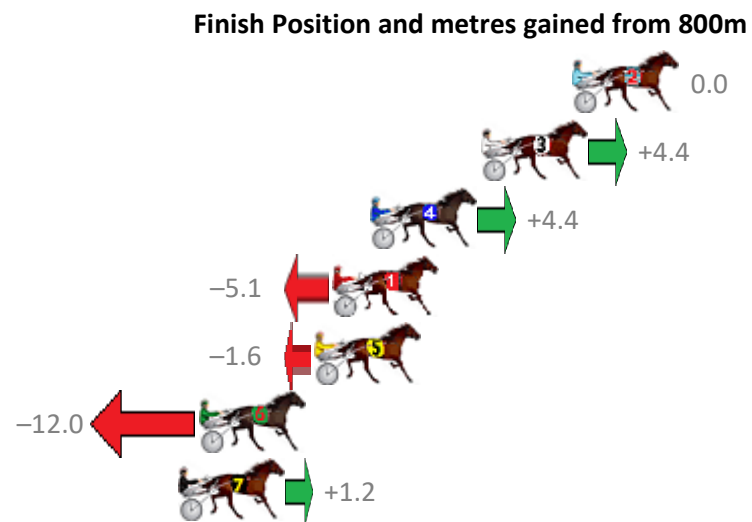
The Racing Queensland Board (trading as Racing Queensland) and provider are not responsible for the completeness or accuracy of any of the information contained herein, and makes no representations about its suitability for any purpose.

Albion Park Race 10 Distance 2138m

Saturday, 20 June 2020

Gross Time: 2:37.40 MileRate: 1:58.50 LeadTime: 39.40s First Qtr: 31.10s Second Qtr: 31.30s Third Qtr: 28.60s Fourth Qtr: 27.00s

NoHorse	Plc	Margin	Time	800Time (W)	400 Time (W)
2 WITH THE BAND	1	0.0m	2:37.40	55.60s (0)	27.00s (0)
3 SAINT KILDA BEACH	2	3.6m	2:37.66	55.30s (1)	26.88s (2)
4 HARPAGUS	3	8.0m	2:37.97	55.30s (1)	26.85s (1)
1 CHINOOK WINDS	4	9.5m	2:38.08	55.95s (0)	27.32s (0)
5 COMIGAL	5	10.2m	2:38.13	55.71s (0)	27.04s (0)
6 GODDESS JUJON	6	14.8m	2:38.45	56.43s (1)	27.83s (1)
7 JUST ROKIN	7	15.6m	2:38.51	55.52s (1)	27.30s (2)



Sectionals
Powered by



Home of Australian Harness Sectionals

Get your sectionals delivered to your inbox daily

Check out www.pjdata.com.au



The Racing Queensland Board (trading as Racing Queensland) and provider are not responsible for the completeness or accuracy of any of the information contained herein, and makes no representations about its suitability for any purpose.

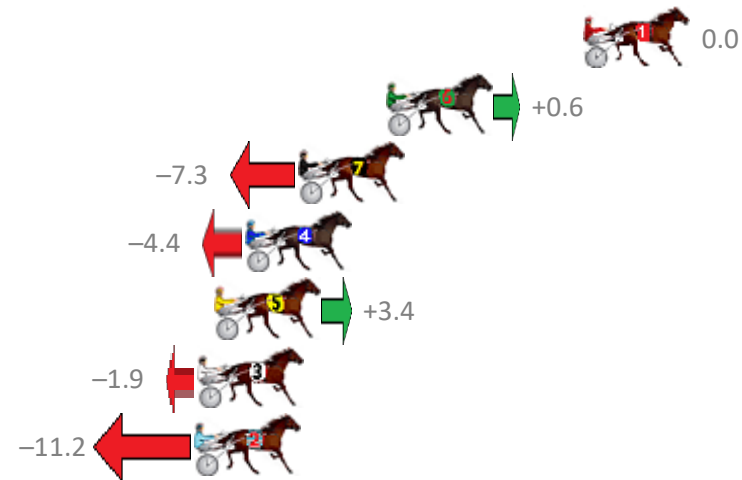
Albion Park Race 11 Distance 2138m

Saturday, 20 June 2020

Gross Time: 2:39.00 MileRate: 1:59.70 LeadTime: 40.30s First Qtr: 32.40s Second Qtr: 29.40s Third Qtr: 28.80s Fourth Qtr: 28.10s

NoHorse	Plc	Margin	Time	800Time (W)	400 Time (W)
1 HAVING THE FAITH	1	0.0m	2:39.00	56.90s (0)	28.10s (0)
6 HEEZ PERFECT	2	7.8m	2:39.58	56.86s (0)	28.00s (0)
7 GINATIANO	3	11.3m	2:39.83	57.42s (1)	28.72s (1)
4 THE CASUAL GOOSE	4	13.4m	2:39.99	57.21s (1)	28.64s (2)
5 DONNY JONES	5	14.6m	2:40.08	56.66s (1)	28.38s (2)
3 ARTS PEREGRINE	6	15.3m	2:40.13	57.03s (1)	28.51s (1)
2 WAVEDANCER	7	15.4m	2:40.14	57.69s (0)	28.83s (0)

Finish Position and metres gained from 800m



Sectionals
Powered by



Home of Australian Harness Sectionals

Get your sectionals delivered to your inbox daily

Check out www.pjdata.com.au



The Racing Queensland Board (trading as Racing Queensland) and provider are not responsible for the completeness or accuracy of any of the information contained herein, and makes no representations about its suitability for any purpose.