

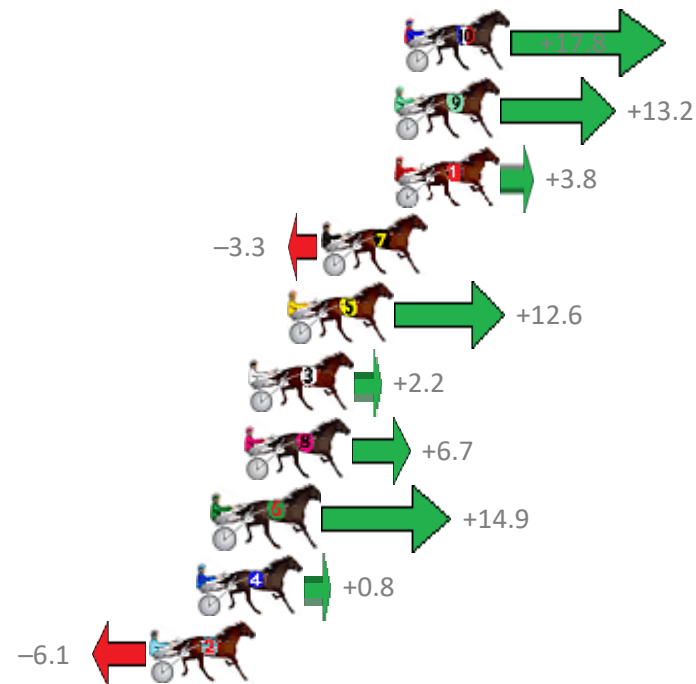
# Albion Park Race 1 Distance 1660m

Saturday, 13 June 2020

Gross Time: 1:56.30 MileRate: 1:52.70 LeadTime: 3.50s First Qtr: 27.00s Second Qtr: 29.00s Third Qtr: 28.30s Fourth Qtr: 28.50s

NoHorse	Plc	Margin	Time	800Time (W)	400 Time (W)
10 SIR JULIAN	1	0.0m	1:56.30	55.54s (1)	27.38s (2)
9 BRIDGET BLUE CHIP	2	0.4m	1:56.33	55.87s (1)	27.73s (2)
1 OYSTER STRIDE	3	0.4m	1:56.33	56.53s (0)	28.22s (0)
7 COREY WILLIAM	4	3.3m	1:56.55	57.03s (0)	28.73s (0)
5 MARK OF INTEGRITY	5	4.6m	1:56.64	55.91s (0)	27.64s (1)
3 LEFT A TERROR	6	6.2m	1:56.76	56.64s (0)	28.29s (0)
8 SAM IS PERFECTION	7	6.3m	1:56.77	56.33s (0)	27.98s (0)
6 MAFUTA VAUTIN	8	7.5m	1:56.86	55.75s (1)	27.59s (2)
4 FEELINGFORAMIRACLE	9	8.2m	1:56.91	56.74s (1)	28.40s (1)
2 NEWMERELLA SHARKIE	10	10.1m	1:57.06	57.23s (1)	28.90s (1)

Finish Position and metres gained from 800m



Sectionals  
Powered by



Home of Australian Harness Sectionals

Get your sectionals delivered to your inbox daily

Check out [www.pjdata.com.au](http://www.pjdata.com.au)



The Racing Queensland Board (trading as Racing Queensland) and provider are not responsible for the completeness or accuracy of any of the information contained herein, and makes no representations about its suitability for any purpose.


# Albion Park Race 2 Distance 1660m

Saturday, 13 June 2020

Gross Time: 1:56.00 MileRate: 1:52.40 LeadTime: 3.50s First Qtr: 27.40s Second Qtr: 29.60s Third Qtr: 28.40s Fourth Qtr: 27.10s

NoHorse	Plc	Margin	Time	800Time (W)	400 Time (W)
3 ALWAYS IN COMMAND	1	0.0m	1:56.00	55.50s (0)	27.10s (0)
2 IMA TOP TYCOON	2	6.3m	1:56.45	55.64s (0)	27.24s (0)
8 DREAM TO SHARE	3	10.6m	1:56.76	55.36s (0)	26.94s (0)
1 CHANTREY	4	11.1m	1:56.79	55.69s (0)	27.28s (0)
10 MIDNIGHT MAN	5	12.1m	1:56.86	55.12s (1)	26.82s (1)
9 MY MASTERCRAFTSMA	6	13.4m	1:56.96	55.56s (1)	27.21s (1)
5 SPARKLING COLLECT	7	15.0m	1:57.07	55.38s (0)	26.91s (0)
4 JUST ROKIN	8	15.3m	1:57.09	55.99s (1)	27.63s (1)
7 CLASSIE AMERICAN	9	15.7m	1:57.12	54.97s (0)	26.62s (0)
6 THREE MUGS IN	10	19.2m	1:57.37	55.28s (1)	27.01s (1)

Finish Position and metres gained from 800m



Sectionals  
Powered by



Home of Australian Harness Sectionals

Get your sectionals delivered to your inbox daily

Check out [www.pjdata.com.au](http://www.pjdata.com.au)



The Racing Queensland Board (trading as Racing Queensland) and provider are not responsible for the completeness or accuracy of any of the information contained herein, and makes no representations about its suitability for any purpose.

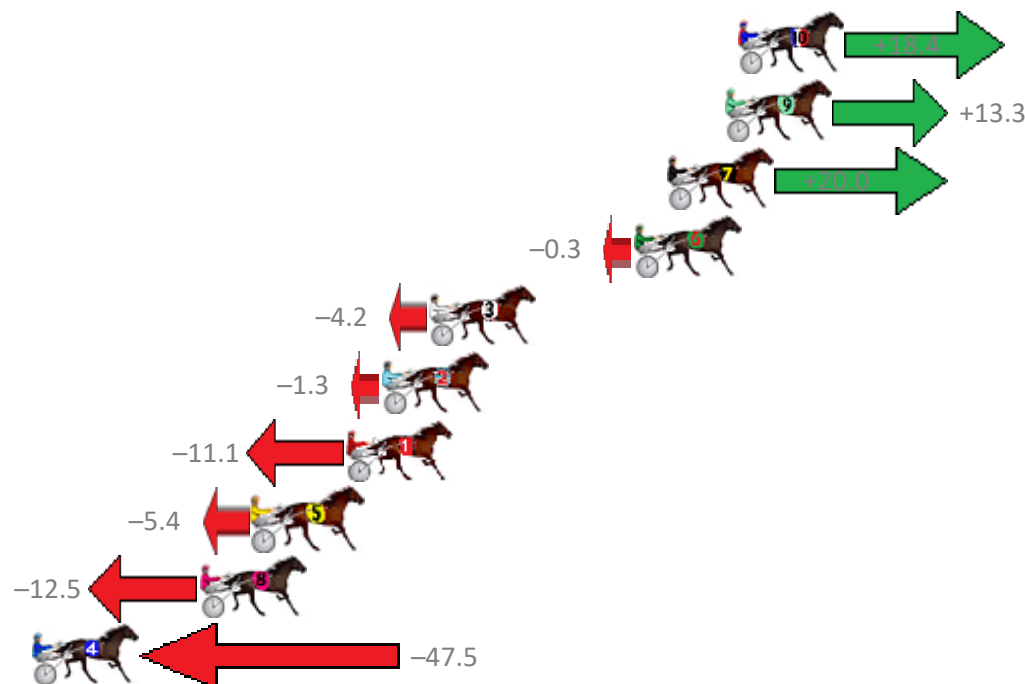
# Albion Park Race 3 Distance 2138m

Saturday, 13 June 2020

Gross Time: 2:33.90 MileRate: 1:55.80 LeadTime: 36.40s First Qtr: 29.40s Second Qtr: 30.60s Third Qtr: 29.10s Fourth Qtr: 28.40s

NoHorse	Plc	Margin	Time	800Time (W)	400 Time (W)
10 THE MONEY BALL	1	0.0m	2:33.90	56.18s (2)	28.06s (2)
9 JUST JOSHIN	2	0.5m	2:33.94	56.55s (2)	28.39s (2)
7 HAVANA MOON	3	2.8m	2:34.11	56.07s (2)	27.96s (2)
6 COMMODORE JUJON	4	4.1m	2:34.21	57.52s (1)	28.69s (1)
3 CAMROLLER	5	12.2m	2:34.81	57.80s (1)	28.95s (1)
2 THE CASUAL GOOSE	6	14.1m	2:34.95	57.59s (1)	28.76s (1)
1 THE BIG CHEESE	7	15.5m	2:35.06	58.29s (0)	28.89s (0)
5 SHAZAM SHANNON	8	19.2m	2:35.33	57.89s (0)	28.78s (1)
8 JILLIBY GIZMO	9	21.3m	2:35.49	58.39s (0)	28.96s (0)
4 GOTTA MOMENT	10	47.5m	2:37.44	60.89s (0)	31.47s (0)

Finish Position and metres gained from 800m



Sectionals  
Powered by



Home of Australian Harness Sectionals

Get your sectionals delivered to your inbox daily

Check out [www.pjdata.com.au](http://www.pjdata.com.au)



The Racing Queensland Board (trading as Racing Queensland) and provider are not responsible for the completeness or accuracy of any of the information contained herein, and makes no representations about its suitability for any purpose.

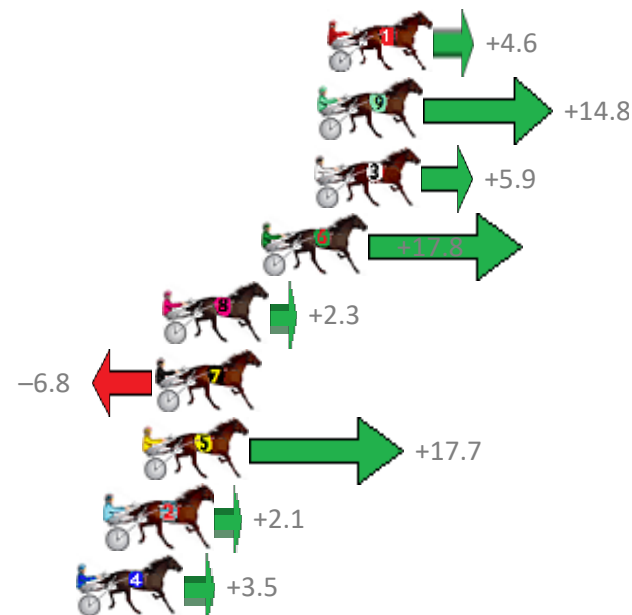
# Albion Park Race 4 Distance 1660m

Saturday, 13 June 2020

Gross Time: 1:56.70 MileRate: 1:53.10 LeadTime: 3.30s First Qtr: 27.50s Second Qtr: 30.60s Third Qtr: 27.00s Fourth Qtr: 28.30s

NoHorse	Plc	Margin	Time	800Time (W)	400 Time (W)
1 JUMPING JOLT	1	0.0m	1:56.70	54.98s (0)	27.98s (0)
9 MAYWYNS BEST	2	0.4m	1:56.73	54.28s (1)	28.23s (1)
3 SOLE AMBITION	3	0.5m	1:56.74	54.89s (1)	27.80s (1)
6 TENNYSON BROMAC	4	2.6m	1:56.89	54.08s (1)	27.82s (2)
8 CHANGE OF MIND	5	6.5m	1:57.18	55.14s (0)	28.11s (0)
7 LETTUCEFIRESTAR	6	6.8m	1:57.21	55.77s (0)	28.78s (0)
5 CLARKEY	7	7.3m	1:57.24	54.08s (1)	27.83s (2)
2 BODHI TREE	8	8.7m	1:57.35	55.16s (1)	28.05s (1)
4 TULHURST ACE	9	9.9m	1:57.44	55.06s (0)	28.04s (0)

Finish Position and metres gained from 800m



Sectionals  
Powered by



Home of Australian Harness Sectionals

Get your sectionals delivered to your inbox daily

Check out [www.pjdata.com.au](http://www.pjdata.com.au)



The Racing Queensland Board (trading as Racing Queensland) and provider are not responsible for the completeness or accuracy of any of the information contained herein, and makes no representations about its suitability for any purpose.

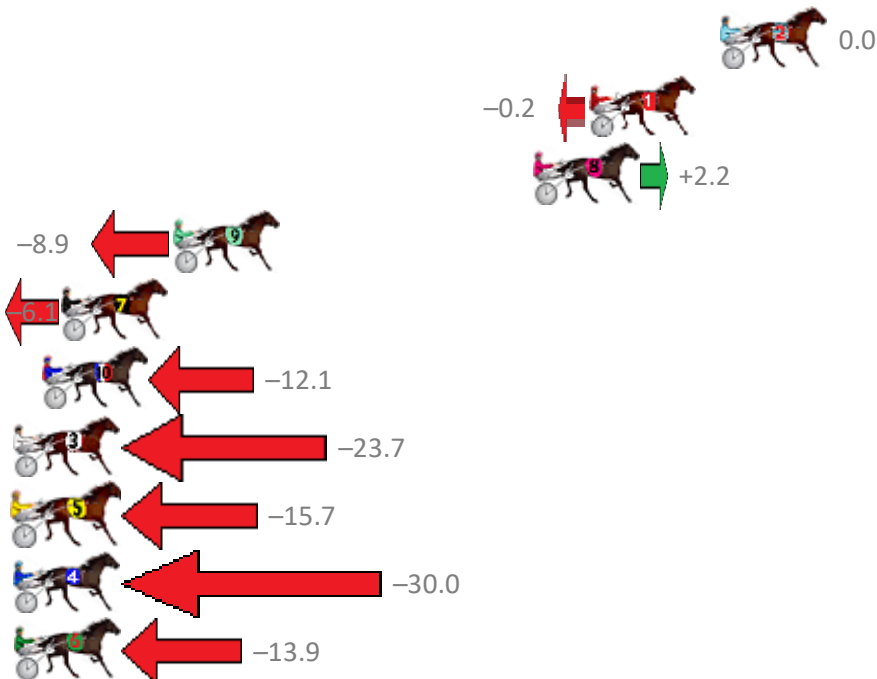
# Albion Park Race 5 Distance 2138m

Saturday, 13 June 2020

Gross Time: 2:32.90 MileRate: 1:55.10 LeadTime: 37.20s First Qtr: 29.90s Second Qtr: 29.80s Third Qtr: 28.60s Fourth Qtr: 27.40s

No	Horse	Plc	Margin	Time	800Time (W)	400 Time (W)
2	MYMATEPOG	1	0.0m	2:32.90	56.00s (0)	27.40s (0)
1	HEART OF COOPER	2	5.2m	2:33.27	56.01s (0)	27.41s (0)
8	CONVAIR HUSTLER	3	7.4m	2:33.43	55.85s (0)	27.18s (0)
9	BLUE MOON RISING	4	21.7m	2:34.46	56.62s (1)	27.58s (1)
7	LIFES A JUNGLE	5	26.1m	2:34.78	56.42s (0)	27.71s (0)
10	ARTISTIC SAINT	6	26.9m	2:34.84	56.84s (0)	28.10s (0)
3	PACIFIC COIN	7	32.1m	2:35.21	57.65s (1)	28.58s (2)
5	BEEF CITY BLAZE	8	32.9m	2:35.27	57.09s (1)	28.06s (1)
4	CELTIC CRUZA	9	34.2m	2:35.37	58.09s (1)	28.98s (1)
6	HEZA BROMAC	10	35.7m	2:35.47	56.97s (1)	27.99s (0)

Finish Position and metres gained from 800m



Sectionals  
Powered by



Home of Australian Harness Sectionals

Get your sectionals delivered to your inbox daily

Check out [www.pjdata.com.au](http://www.pjdata.com.au)



The Racing Queensland Board (trading as Racing Queensland) and provider are not responsible for the completeness or accuracy of any of the information contained herein, and makes no representations about its suitability for any purpose.

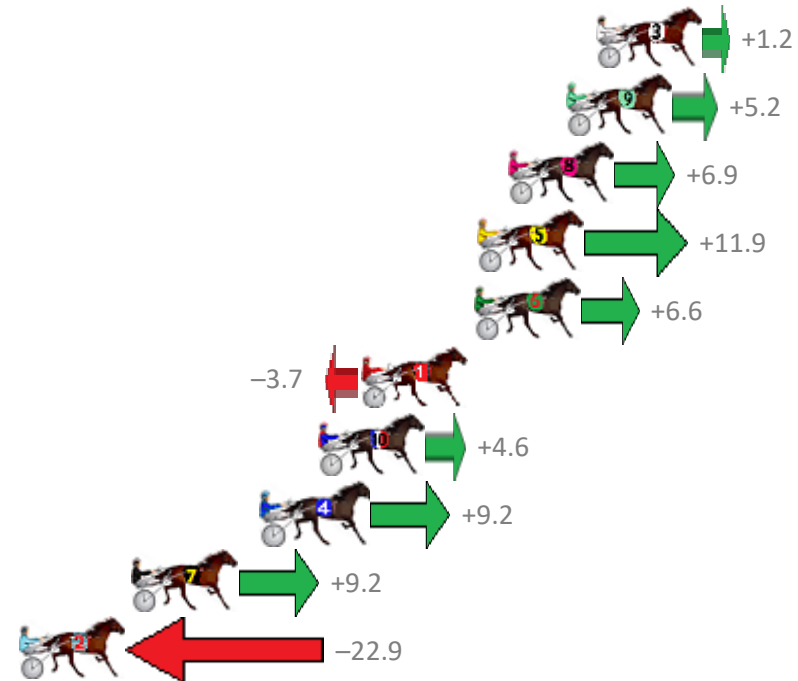
# Albion Park Race 6 Distance 1660m

Saturday, 13 June 2020

Gross Time: 1:57.60 MileRate: 1:54.00 LeadTime: 3.40s First Qtr: 28.60s Second Qtr: 30.20s Third Qtr: 27.20s Fourth Qtr: 28.20s

NoHorse	Plc	Margin	Time	800Time (W)	400 Time (W)
3 ULTIMATE AD	1	0.0m	1:57.60	55.32s (1)	28.20s (1)
9 EL GRAN SENOR	2	1.2m	1:57.69	55.04s (1)	27.96s (1)
8 SPRING CAMPAIGN	3	3.5m	1:57.86	54.92s (0)	27.60s (0)
5 KETUT	4	4.7m	1:57.95	54.58s (1)	27.62s (1)
6 MAYWYNS COURAGE	5	4.8m	1:57.96	54.95s (1)	27.92s (1)
1 RED CHARMER	6	9.3m	1:58.29	55.65s (0)	28.36s (0)
10 KURAHAUPO GAMBLER	7	11.0m	1:58.42	55.08s (0)	27.82s (0)
4 PARISIAN ROCKSTAR	8	13.2m	1:58.58	54.77s (1)	27.81s (1)
7 JOHNNY WHITE	9	18.4m	1:58.96	54.77s (1)	28.44s (2)
2 SOME EXCUSESOMEW	10	22.9m	1:59.30	56.98s (0)	29.64s (0)

Finish Position and metres gained from 800m



Sectionals  
Powered by



Home of Australian Harness Sectionals

Get your sectionals delivered to your inbox daily

Check out [www.pjdata.com.au](http://www.pjdata.com.au)



The Racing Queensland Board (trading as Racing Queensland) and provider are not responsible for the completeness or accuracy of any of the information contained herein, and makes no representations about its suitability for any purpose.

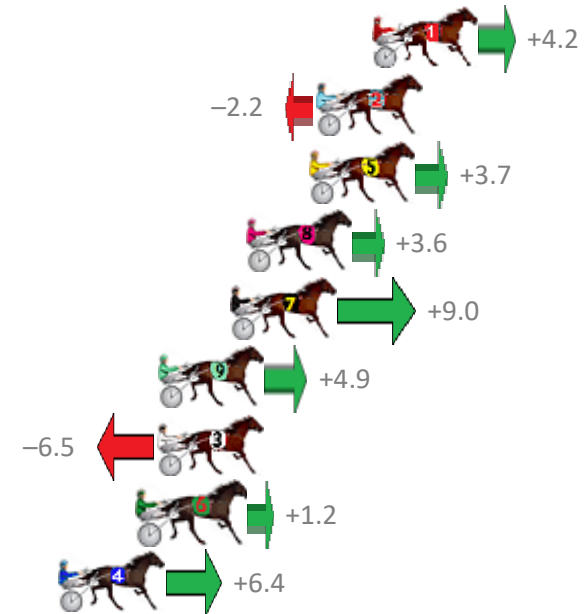
# Albion Park Race 7 Distance 1660m

Saturday, 13 June 2020

Gross Time: 1:57.50 MileRate: 1:53.90 LeadTime: 3.40s First Qtr: 27.80s Second Qtr: 30.70s Third Qtr: 28.10s Fourth Qtr: 27.50s

NoHorse	Plc	Margin	Time	800Time (W)	400 Time (W)
1 SAINT KILDA BEACH	1	0.0m	1:57.50	55.31s (0)	27.20s (0)
2 WITH THE BAND	2	2.2m	1:57.66	55.75s (0)	27.65s (0)
5 LAUGHING EMOJI	3	2.5m	1:57.68	55.34s (1)	27.63s (2)
8 GODDESS JUJON	4	5.0m	1:57.86	55.35s (0)	27.16s (0)
7 RUBIES FOR TASH	5	5.6m	1:57.91	54.98s (1)	26.97s (2)
9 HARPAGUS	6	8.5m	1:58.12	55.26s (0)	27.07s (0)
3 SLIPPERY JADE	7	8.5m	1:58.12	56.05s (1)	27.82s (1)
6 INNOCENT CROCKER	8	9.2m	1:58.17	55.52s (1)	27.50s (2)
4 KOTIRO	9	12.4m	1:58.40	55.16s (1)	27.19s (1)

Finish Position and metres gained from 800m



Sectionals  
Powered by



Home of Australian Harness Sectionals

Get your sectionals delivered to your inbox daily

Check out [www.pjdata.com.au](http://www.pjdata.com.au)



The Racing Queensland Board (trading as Racing Queensland) and provider are not responsible for the completeness or accuracy of any of the information contained herein, and makes no representations about its suitability for any purpose.

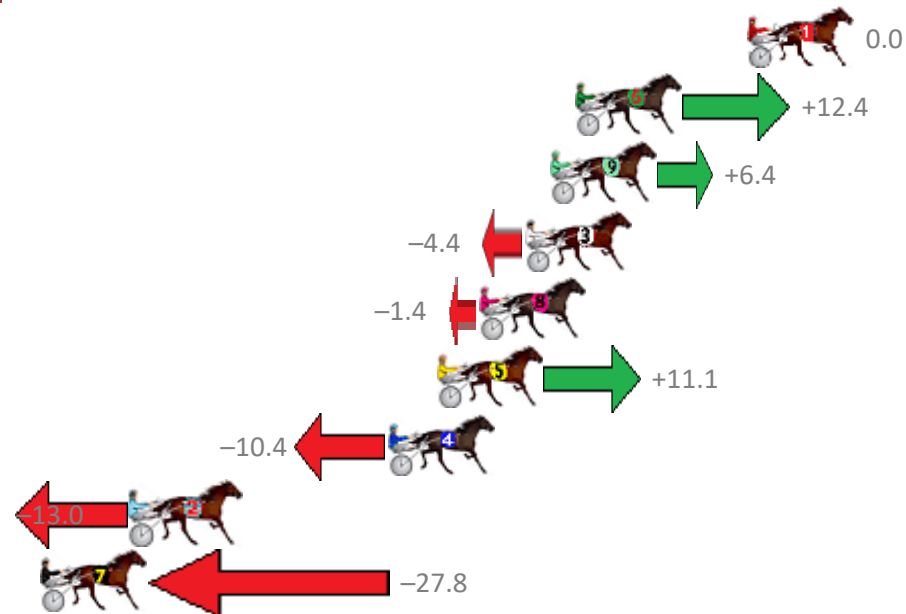
# Albion Park Race 8 Distance 1660m

Saturday, 13 June 2020

Gross Time: 1:55.50 MileRate: 1:52.00 LeadTime: 3.50s First Qtr: 26.80s Second Qtr: 28.40s Third Qtr: 27.90s Fourth Qtr: 28.90s

NoHorse	Plc	Margin	Time	800Time (W)	400 Time (W)
1 WINKANDITSOVER	1	0.0m	1:55.50	56.80s (0)	28.90s (0)
6 PSYCHEDELIC	2	6.8m	1:56.02	55.92s (1)	27.81s (2)
9 WITH AUTHORITY	3	7.8m	1:56.09	56.35s (1)	28.14s (1)
3 WEEDONS EXPRESS	4	8.8m	1:56.17	57.11s (0)	29.04s (0)
8 OUTLAW FELLA	5	10.6m	1:56.30	56.90s (1)	28.68s (1)
5 FEEL THE REIGN	6	12.3m	1:56.43	56.02s (1)	28.06s (1)
4 JAMES DEAN	7	14.2m	1:56.58	57.53s (1)	29.27s (1)
2 CONDAFEW	8	24.4m	1:57.35	57.72s (0)	29.37s (0)
7 HES NOVAK	9	46.6m	1:59.03	58.76s (0)	30.52s (0)

Finish Position and metres gained from 800m



Sectionals  
Powered by



Home of Australian Harness Sectionals

Get your sectionals delivered to your inbox daily

Check out [www.pjdata.com.au](http://www.pjdata.com.au)



The Racing Queensland Board (trading as Racing Queensland) and provider are not responsible for the completeness or accuracy of any of the information contained herein, and makes no representations about its suitability for any purpose.




# Albion Park Race 9 Distance 1660m

Saturday, 13 June 2020

Gross Time: 1:59.20 MileRate: 1:55.50 LeadTime: 3.50s First Qtr: 28.90s Second Qtr: 30.80s Third Qtr: 28.10s Fourth Qtr: 27.90s

NoHorse	Plc	Margin	Time	800Time (W)	400 Time (W)
1 OUR DELIGHT	1	0.0m	1:59.20	55.71s (0)	27.57s (0)
8 CORSINI	2	0.8m	1:59.26	55.47s (0)	27.29s (0)
2 KOTARE ELITE	3	1.2m	1:59.29	56.08s (0)	27.98s (0)
5 TACT BESS	4	1.9m	1:59.34	55.34s (1)	27.10s (1)
10 SPORTS STORY	5	2.8m	1:59.41	55.71s (1)	27.51s (1)
9 RUNFORTHROSES	6	8.0m	1:59.79	55.62s (0)	27.40s (0)
3 MACH TORQUE	7	8.4m	1:59.82	56.39s (1)	28.25s (1)
6 SIRIUS VICKI	8	10.1m	1:59.94	55.59s (1)	27.34s (1)
4 ARK ME	9	16.0m	2:00.37	55.57s (1)	27.40s (1)
7 CHROMOZONE	10	24.0m	2:00.96	56.35s (0)	28.08s (0)

Finish Position and metres gained from 800m



Sectionals  
Powered by



Home of Australian Harness Sectionals

Get your sectionals delivered to your inbox daily

Check out [www.pjdata.com.au](http://www.pjdata.com.au)



The Racing Queensland Board (trading as Racing Queensland) and provider are not responsible for the completeness or accuracy of any of the information contained herein, and makes no representations about its suitability for any purpose.

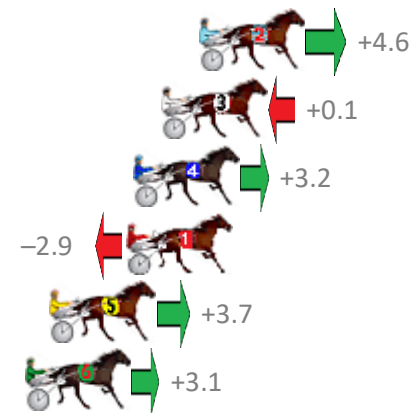
# Albion Park Race 10 Distance 2138m

Saturday, 13 June 2020

Gross Time: 2:35.10    MileRate: 1:56.80    LeadTime: 38.10s    First Qtr: 31.30s    Second Qtr: 30.70s    Third Qtr: 28.70s    Fourth Qtr: 26.30s

NoHorse	Plc	Margin	Time	800Time (W)	400 Time (W)
2 MAJOR CAM	1	0.0m	2:35.10	54.69s (0)	25.99s (0)
3 COLT THIRTY ONE	2	1.5m	2:35.20	54.99s (1)	26.33s (1)
4 WATCH PULP FICTION	3	2.6m	2:35.28	54.78s (1)	26.10s (1)
1 MACH ALERT	4	2.9m	2:35.30	55.20s (0)	26.49s (0)
5 ANYCHANCE	5	5.9m	2:35.51	54.75s (0)	26.02s (0)
6 SMOOTH SHOWGIRL	6	6.9m	2:35.58	54.79s (1)	26.08s (1)

## Finish Position and metres gained from 800m



Sectionals  
Powered by



Home of Australian Harness Sectionals

Get your sectionals delivered to your inbox daily

Check out [www.pjdata.com.au](http://www.pjdata.com.au)



The Racing Queensland Board (trading as Racing Queensland) and provider are not responsible for the completeness or accuracy of any of the information contained herein, and makes no representations about its suitability for any purpose.

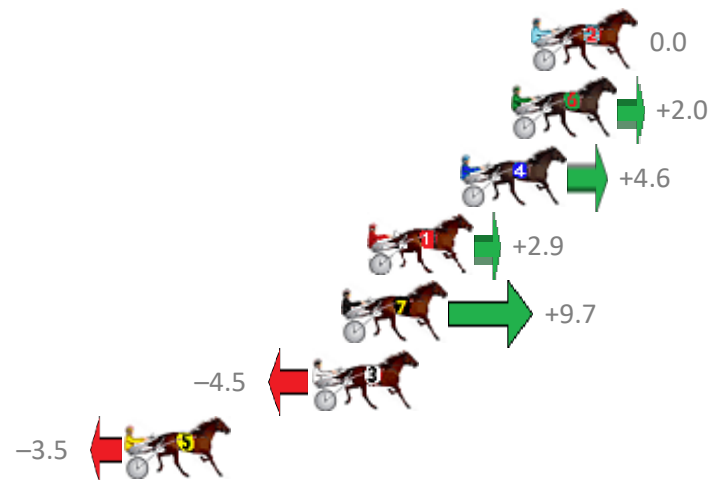
# Albion Park Race 11 Distance 2138m

Saturday, 13 June 2020

Gross Time: 2:38.30 MileRate: 1:59.20 LeadTime: 37.70s First Qtr: 31.30s Second Qtr: 31.60s Third Qtr: 29.30s Fourth Qtr: 28.40s

NoHorse	Plc	Margin	Time	800Time (W)	400 Time (W)
2 GARLAND GREENE	1	0.0m	2:38.30	57.70s (0)	28.40s (0)
6 OUR OVERANOVA	2	0.8m	2:38.36	57.56s (1)	28.43s (1)
4 JUSTABITNOISY	3	2.8m	2:38.51	57.37s (1)	28.17s (1)
1 LAVROS TEXAS	4	6.5m	2:38.78	57.49s (0)	28.20s (0)
7 MAJESTIC SIMON	5	7.5m	2:38.86	57.00s (1)	28.65s (2)
3 GREG THE GREAT	6	8.7m	2:38.95	58.02s (0)	28.65s (0)
5 QUIETLY SPOKEN	7	16.1m	2:39.50	57.95s (1)	28.75s (2)

Finish Position and metres gained from 800m



Sectionals  
Powered by



Home of Australian Harness Sectionals

Get your sectionals delivered to your inbox daily

Check out [www.pjdata.com.au](http://www.pjdata.com.au)



The Racing Queensland Board (trading as Racing Queensland) and provider are not responsible for the completeness or accuracy of any of the information contained herein, and makes no representations about its suitability for any purpose.