

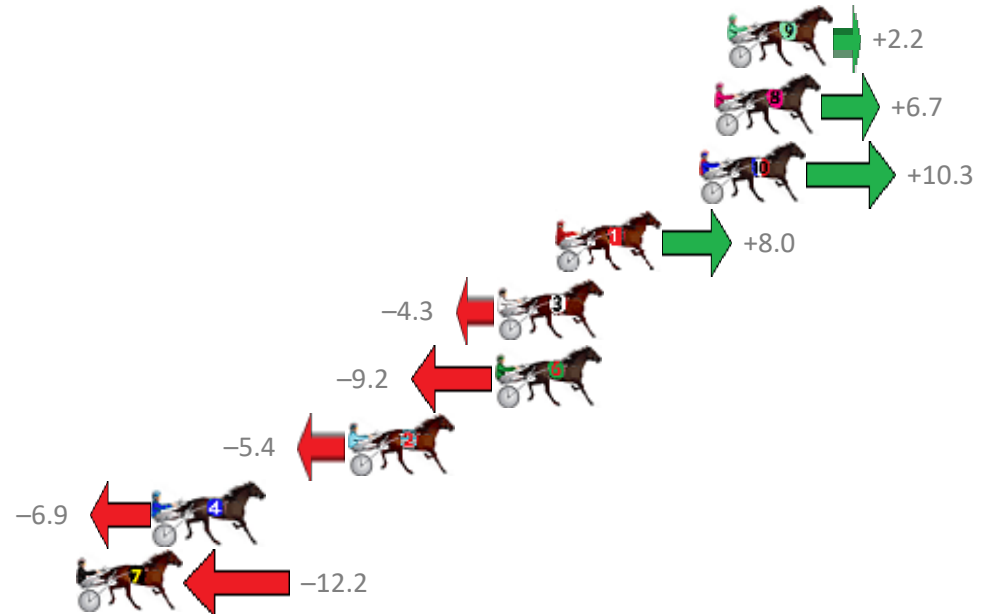
Albion Park Race 1 Distance 2138m

Saturday, 30 May 2020

Gross Time: 2:33.10 MileRate: 1:55.20 LeadTime: 37.20s First Qtr: 28.60s Second Qtr: 31.60s Third Qtr: 27.20s Fourth Qtr: 28.50s

NoHorse	Plc	Margin	Time	800Time (W)	400 Time (W)
9 DEMETER	1	0.0m	2:33.10	55.55s (1)	28.50s (1)
8 BRIDGET BLUE CHIP	2	0.5m	2:33.14	55.24s (1)	28.39s (2)
10 GODDESS JUJON	3	1.1m	2:33.18	54.99s (1)	28.17s (1)
1 ALE ALE KAI	4	6.8m	2:33.61	55.15s (0)	28.03s (1)
3 SLIPPERY JADE	5	9.1m	2:33.78	56.00s (0)	28.65s (0)
6 JUST ROKIN	6	9.2m	2:33.79	56.34s (0)	29.11s (0)
2 INNOCENT CROCKER	7	15.0m	2:34.22	56.07s (0)	28.71s (0)
4 SWEET AS	8	22.7m	2:34.80	56.18s (1)	29.19s (2)
7 SAINT KILDA BEACH	9	25.8m	2:35.03	56.54s (2)	29.76s (2)

Finish Position and metres gained from 800m



Sectionals
Powered by



Home of Australian Harness Sectionals

Get your sectionals delivered to your inbox daily

Check out www.pjdata.com.au



The Racing Queensland Board (trading as Racing Queensland) and provider are not responsible for the completeness or accuracy of any of the information contained herein, and makes no representations about its suitability for any purpose.


Albion Park Race 2 Distance 1660m

Saturday, 30 May 2020

Gross Time: 1:58.70 MileRate: 1:55.00 LeadTime: 3.40s First Qtr: 28.60s Second Qtr: 31.10s Third Qtr: 28.50s Fourth Qtr: 27.10s

NoHorse	Plc	Margin	Time	800Time (W)	400 Time (W)
2 LETTUCEFIRESTAR	1	0.0m	1:58.70	55.60s (0)	27.10s (0)
1 RED CHARMER	2	3.0m	1:58.91	55.52s (0)	26.97s (0)
8 SOME EXCUSESOMEW	3	4.8m	1:59.04	55.35s (0)	26.78s (0)
3 SAM IS PERFECTION	4	6.0m	1:59.13	55.92s (1)	27.37s (1)
9 FEELINGFORAMIRACLE	5	7.3m	1:59.22	55.68s (1)	27.25s (2)
4 JUMPING JOLT	6	7.8m	1:59.26	55.42s (1)	26.97s (1)
5 MAFUTA VAUTIN	7	9.1m	1:59.35	55.22s (1)	27.34s (3)
10 HES NOVAK	8	9.4m	1:59.37	55.37s (0)	26.76s (0)
7 NEWMERELLA SHARKIE	9	11.0m	1:59.49	55.13s (0)	26.76s (2)
6 SIR JULIAN	10	13.0m	1:59.63	55.13s (1)	27.28s (2)

Finish Position and metres gained from 800m



Sectionals
Powered by



Home of Australian Harness Sectionals

Get your sectionals delivered to your inbox daily

Check out www.pjdata.com.au



The Racing Queensland Board (trading as Racing Queensland) and provider are not responsible for the completeness or accuracy of any of the information contained herein, and makes no representations about its suitability for any purpose.

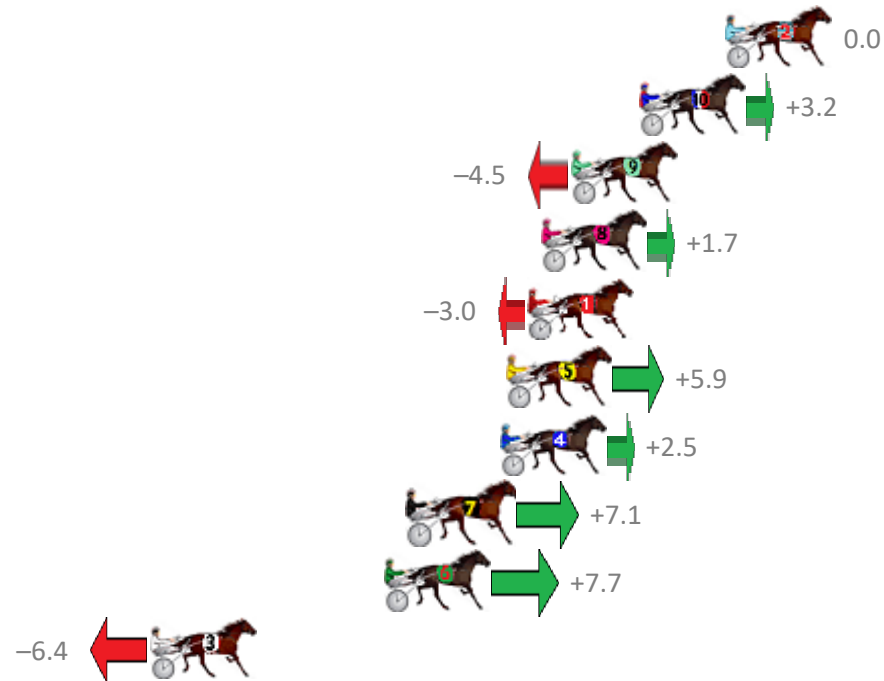
Albion Park Race 3 Distance 1660m

Saturday, 30 May 2020

Gross Time: 1:56.60 MileRate: 1:53.10 LeadTime: 3.40s First Qtr: 27.40s Second Qtr: 30.50s Third Qtr: 27.70s Fourth Qtr: 27.60s

NoHorse	Plc	Margin	Time	800Time (W)	400 Time (W)
2 BIG BANG LEONARD	1	0.0m	1:56.60	55.30s (0)	27.60s (0)
10 LEFT A TERROR	2	3.4m	1:56.85	55.08s (1)	27.44s (1)
9 COREY WILLIAM	3	6.1m	1:57.04	55.61s (1)	28.02s (1)
8 MAYWYNS COURAGE	4	7.3m	1:57.13	55.18s (0)	27.41s (0)
1 KURAHAUPO GAMBLER	5	7.8m	1:57.17	55.51s (0)	27.76s (0)
5 OUR LITTLE DIGGER	6	8.7m	1:57.23	54.89s (0)	27.18s (0)
4 SO KOOL MASTER	7	8.9m	1:57.25	55.13s (1)	27.46s (1)
7 SHERIFF JUJON	8	12.5m	1:57.51	54.81s (0)	27.07s (0)
6 FEEL THE REIGN	9	13.5m	1:57.58	54.77s (1)	27.09s (1)
3 KAPOW SHANNON	10	22.8m	1:58.26	55.74s (1)	28.05s (1)

Finish Position and metres gained from 800m



Sectionals
Powered by



Home of Australian Harness Sectionals

Get your sectionals delivered to your inbox daily

Check out www.pjdata.com.au



The Racing Queensland Board (trading as Racing Queensland) and provider are not responsible for the completeness or accuracy of any of the information contained herein, and makes no representations about its suitability for any purpose.

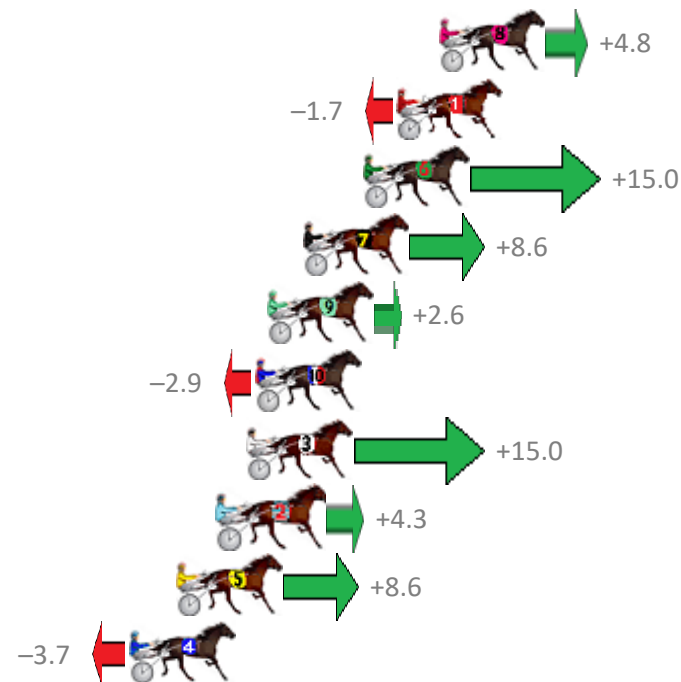
Albion Park Race 4 Distance 2138m

Saturday, 30 May 2020

Gross Time: 2:37.10 MileRate: 1:58.30 LeadTime: 38.90s First Qtr: 31.40s Second Qtr: 30.20s Third Qtr: 28.50s Fourth Qtr: 28.10s

NoHorse	Plc	Margin	Time	800Time (W)	400 Time (W)
8 MAJOR GENERALJUJON	1	0.0m	2:37.10	56.26s (0)	27.75s (0)
1 CELTIC CRUZA	2	1.7m	2:37.23	56.72s (0)	28.22s (0)
6 LIFES A JUNGLE	3	3.0m	2:37.32	55.54s (1)	27.00s (1)
7 LOYOLA TRIOS	4	5.4m	2:37.50	55.99s (0)	27.35s (0)
9 THE CASUAL GOOSE	5	6.8m	2:37.60	56.42s (0)	27.81s (0)
10 COOL SCOOTER	6	7.3m	2:37.64	56.80s (1)	28.36s (1)
3 CAMROLLER	7	7.6m	2:37.66	55.54s (1)	27.01s (1)
2 HEZA BROMAC	8	8.7m	2:37.74	56.30s (1)	27.73s (1)
5 GHOST GUM	9	10.4m	2:37.87	55.99s (0)	27.32s (0)
4 PACIFIC COIN	10	12.3m	2:38.01	56.86s (1)	28.34s (1)

Finish Position and metres gained from 800m



Sectionals
Powered by



Home of Australian Harness Sectionals

Get your sectionals delivered to your inbox daily

Check out www.pjdata.com.au



The Racing Queensland Board (trading as Racing Queensland) and provider are not responsible for the completeness or accuracy of any of the information contained herein, and makes no representations about its suitability for any purpose.

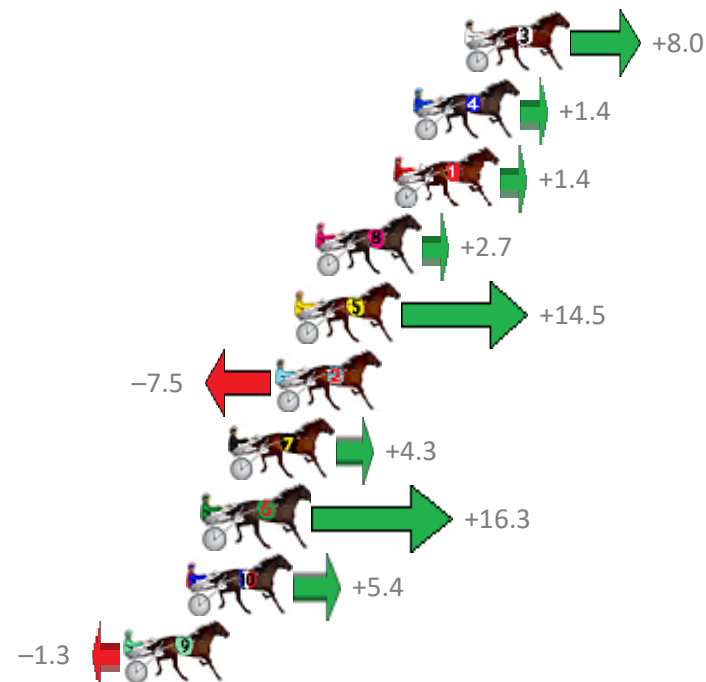
Albion Park Race 5 Distance 2138m

Saturday, 30 May 2020

Gross Time: 2:33.30 MileRate: 1:55.40 LeadTime: 36.70s First Qtr: 30.10s Second Qtr: 29.70s Third Qtr: 28.40s Fourth Qtr: 28.40s

NoHorse	Plc	Margin	Time	800Time (W)	400 Time (W)
3 JOHNNY WHITE	1	0.0m	2:33.30	56.24s (1)	27.98s (1)
4 ULTIMATE AD	2	2.0m	2:33.45	56.70s (1)	28.43s (1)
1 BLUE MOON RISING	3	2.8m	2:33.51	56.70s (0)	28.30s (0)
8 HAVANA MOON	4	5.9m	2:33.74	56.61s (0)	28.21s (0)
5 HEART OF COOPER	5	6.7m	2:33.80	55.78s (1)	27.59s (1)
2 CONVAIR HUSTLER	6	7.5m	2:33.86	57.33s (0)	28.93s (0)
7 TOO GOOD FOR YOU	7	9.3m	2:33.99	56.50s (0)	28.03s (0)
6 COMMODORE JUJON	8	10.3m	2:34.07	55.65s (1)	27.46s (1)
10 PACIFIC DRUMS	9	11.0m	2:34.12	56.42s (1)	28.05s (2)
9 SHAZAM SHANNON	10	13.5m	2:34.31	56.89s (1)	28.45s (1)

Finish Position and metres gained from 800m



Sectionals
Powered by



Home of Australian Harness Sectionals

Get your sectionals delivered to your inbox daily

Check out www.pjdata.com.au



The Racing Queensland Board (trading as Racing Queensland) and provider are not responsible for the completeness or accuracy of any of the information contained herein, and makes no representations about its suitability for any purpose.

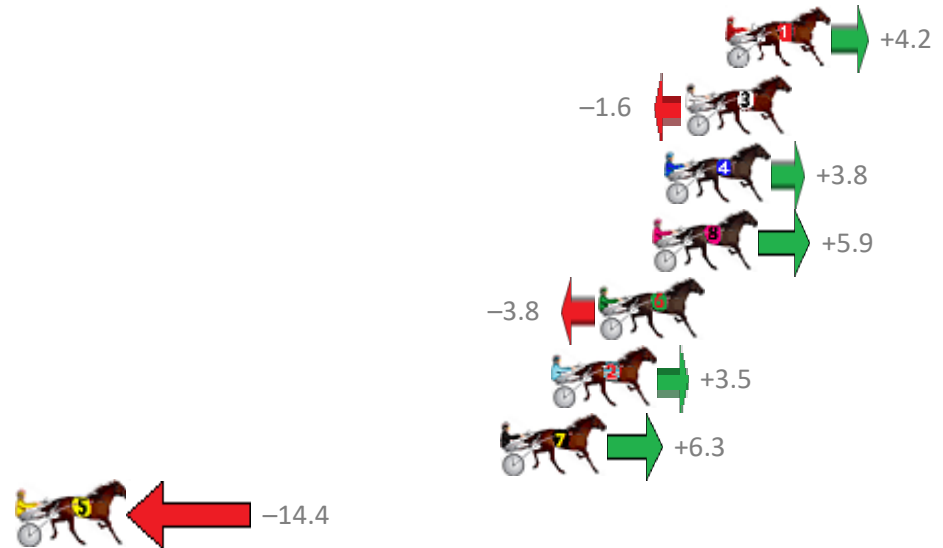
Albion Park Race 6 Distance 2138m

Saturday, 30 May 2020

Gross Time: 2:33.90 MileRate: 1:55.80 LeadTime: 38.50s First Qtr: 31.10s Second Qtr: 29.20s Third Qtr: 27.40s Fourth Qtr: 27.70s

NoHorse	Plc	Margin	Time	800Time (W)	400 Time (W)
1 THREE MUGS IN	1	0.0m	2:33.90	54.81s (0)	27.37s (0)
3 MIDNIGHT MAN	2	1.6m	2:34.02	55.21s (0)	27.81s (0)
4 SOLE AMBITION	3	2.4m	2:34.07	54.84s (1)	27.40s (1)
8 CLARKEY	4	2.9m	2:34.11	54.70s (0)	27.25s (0)
6 SUBTLE DELIGHT	5	5.0m	2:34.26	55.36s (1)	27.89s (1)
2 CLASSIE AMERICAN	6	6.9m	2:34.40	54.86s (1)	27.39s (1)
7 DREAM TO SHARE	7	8.9m	2:34.55	54.67s (1)	27.20s (1)
5 CHAL FIRE	8	28.2m	2:35.95	56.09s (0)	28.57s (0)

Finish Position and metres gained from 800m



Sectionals
Powered by



Home of Australian Harness Sectionals

Get your sectionals delivered to your inbox daily

Check out www.pjdata.com.au



The Racing Queensland Board (trading as Racing Queensland) and provider are not responsible for the completeness or accuracy of any of the information contained herein, and makes no representations about its suitability for any purpose.

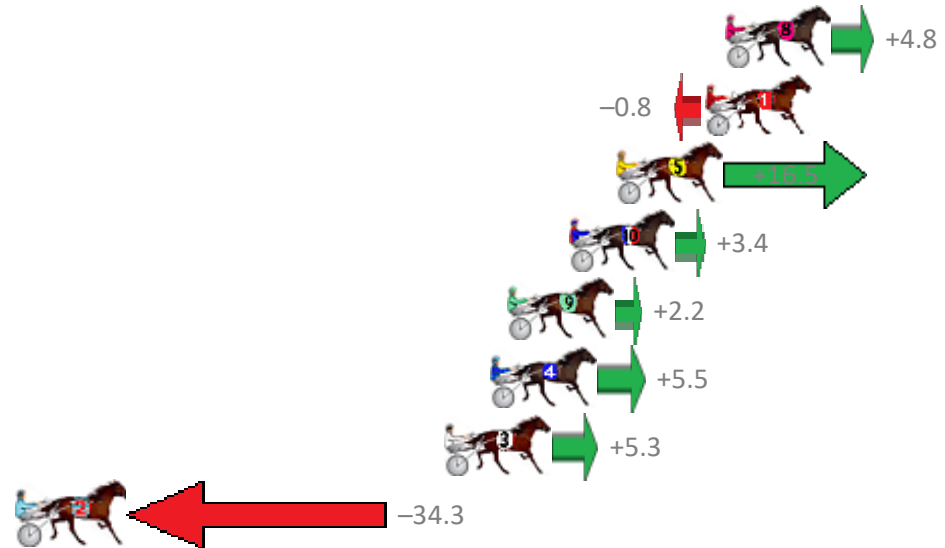
Albion Park Race 7 Distance 1660m

Saturday, 30 May 2020

Gross Time: 1:58.10 MileRate: 1:54.50 LeadTime: 3.40s First Qtr: 28.10s Second Qtr: 29.40s Third Qtr: 28.30s Fourth Qtr: 28.90s

NoHorse	Plc	Margin	Time	800Time (W)	400 Time (W)
8 KOTIRO	1	0.0m	1:58.10	56.86s (0)	28.58s (0)
1 KOTARE ELITE	2	0.8m	1:58.16	57.26s (0)	28.96s (0)
5 SPORTS STORY	3	4.3m	1:58.43	56.03s (1)	28.02s (2)
10 RUNFORTHROSES	4	6.2m	1:58.57	56.96s (0)	28.68s (0)
9 OUR DELIGHT	5	8.6m	1:58.75	57.04s (1)	29.17s (1)
4 SIRIUS VICKI	6	9.3m	1:58.81	56.81s (0)	28.52s (0)
3 DE VOYAGE	7	11.1m	1:58.94	56.82s (1)	28.89s (2)
2 CHROMOZONE	8	40.9m	2:01.20	59.64s (1)	31.08s (1)

Finish Position and metres gained from 800m



Sectionals
Powered by



Home of Australian Harness Sectionals

Get your sectionals delivered to your inbox daily

Check out www.pjdata.com.au



The Racing Queensland Board (trading as Racing Queensland) and provider are not responsible for the completeness or accuracy of any of the information contained herein, and makes no representations about its suitability for any purpose.

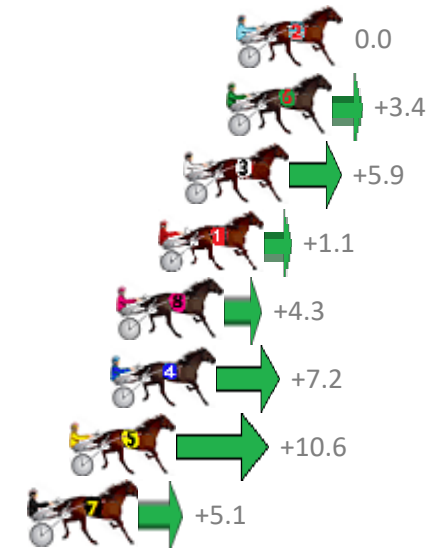
Albion Park Race 8 Distance 1660m

Saturday, 30 May 2020

Gross Time: 1:59.40 MileRate: 1:55.70 LeadTime: 3.50s First Qtr: 27.60s Second Qtr: 31.30s Third Qtr: 28.80s Fourth Qtr: 28.20s

NoHorse	Plc	Margin	Time	800Time (W)	400 Time (W)
2 MARK OF INTEGRITY	1	0.0m	1:59.40	57.00s (0)	28.20s (0)
6 OUTLAW FELLA	2	0.4m	1:59.43	56.76s (1)	27.99s (1)
3 WEEDONS EXPRESS	3	2.1m	1:59.56	56.58s (1)	27.77s (1)
1 OUR BONDI BEACH	4	3.1m	1:59.63	56.92s (0)	28.12s (0)
8 MAJORDOIT	5	4.7m	1:59.75	56.70s (0)	27.90s (0)
4 CONDAFEW	6	5.0m	1:59.77	56.49s (1)	27.68s (1)
5 WITH AUTHORITY	7	6.6m	1:59.89	56.25s (1)	27.47s (1)
7 JAMES DEAN	8	8.1m	2:00.00	56.64s (0)	27.81s (0)

Finish Position and metres gained from 800m



Sectionals
Powered by



Home of Australian Harness Sectionals

Get your sectionals delivered to your inbox daily

Check out www.pjdata.com.au



The Racing Queensland Board (trading as Racing Queensland) and provider are not responsible for the completeness or accuracy of any of the information contained herein, and makes no representations about its suitability for any purpose.

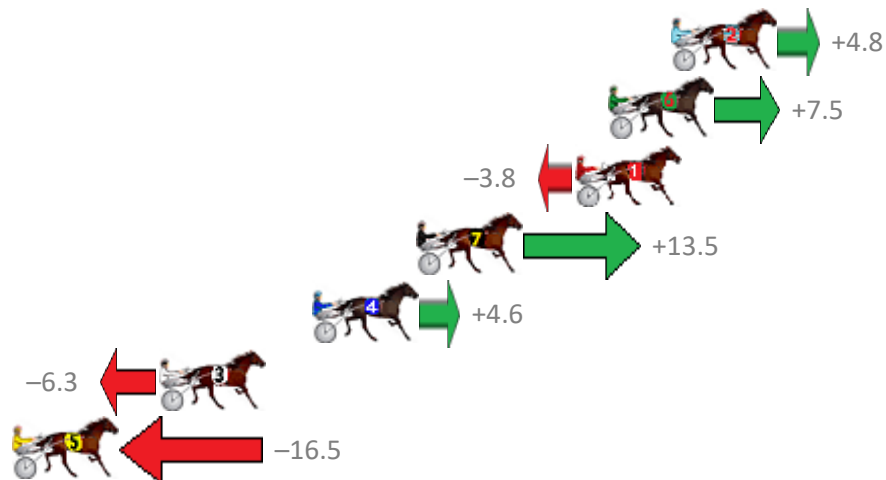
Albion Park Race 9 Distance 2138m

Saturday, 30 May 2020

Gross Time: 2:32.60 MileRate: 1:54.90 LeadTime: 37.40s First Qtr: 29.60s Second Qtr: 29.70s Third Qtr: 28.20s Fourth Qtr: 27.70s

NoHorse	Plc	Margin	Time	800Time (W)	400 Time (W)
2 MY MASTERCRAFTSMA	1	0.0m	2:32.60	55.57s (0)	27.37s (0)
6 ANYCHANCE	2	2.5m	2:32.78	55.38s (0)	27.21s (0)
1 MARETTI	3	3.8m	2:32.88	56.16s (0)	27.96s (0)
7 TENNYSON BROMAC	4	10.1m	2:33.34	54.96s (1)	27.09s (2)
4 TULHURST ACE	5	14.2m	2:33.63	55.58s (1)	27.76s (2)
3 BODHI TREE	6	20.3m	2:34.08	56.34s (1)	28.41s (1)
5 ALWAYS IN COMMAND	7	26.1m	2:34.50	57.05s (1)	29.14s (1)

Finish Position and metres gained from 800m



Sectionals
Powered by



Home of Australian Harness Sectionals

Get your sectionals delivered to your inbox daily

Check out www.pjdata.com.au



The Racing Queensland Board (trading as Racing Queensland) and provider are not responsible for the completeness or accuracy of any of the information contained herein, and makes no representations about its suitability for any purpose.

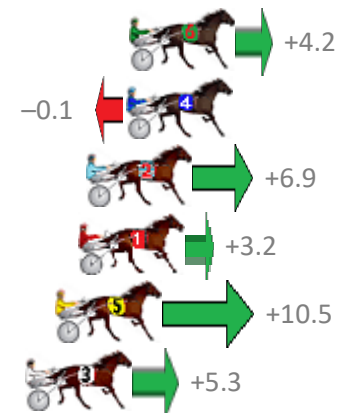
Albion Park Race 10 Distance 1660m

Saturday, 30 May 2020

Gross Time: 1:56.70 MileRate: 1:53.10 LeadTime: 3.40s First Qtr: 28.00s Second Qtr: 30.00s Third Qtr: 28.30s Fourth Qtr: 27.00s

NoHorse	Plc	Margin	Time	800Time (W)	400 Time (W)
6 COLT THIRTY ONE	1	0.0m	1:56.70	55.01s (1)	26.80s (1)
4 GLENFERRIE HOOD	2	0.1m	1:56.71	55.31s (0)	27.01s (0)
2 WATCH PULP FICTION	3	1.7m	1:56.82	54.83s (1)	26.62s (1)
1 MACH ALERT	4	2.0m	1:56.84	55.08s (0)	26.79s (0)
5 MAJOR CAM	5	2.9m	1:56.91	54.58s (1)	26.38s (1)
3 CLINTAL DO	6	4.1m	1:56.99	54.94s (0)	26.60s (0)

Finish Position and metres gained from 800m



Sectionals
Powered by



Home of Australian Harness Sectionals

Get your sectionals delivered to your inbox daily

Check out www.pjdata.com.au



The Racing Queensland Board (trading as Racing Queensland) and provider are not responsible for the completeness or accuracy of any of the information contained herein, and makes no representations about its suitability for any purpose.

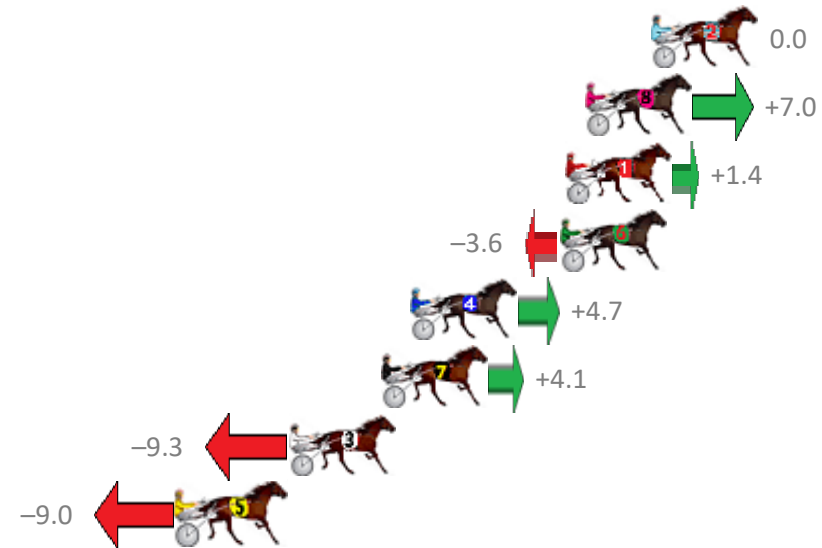
Albion Park Race 11 Distance 2138m

Saturday, 30 May 2020

Gross Time: 2:38.40 MileRate: 1:59.20 LeadTime: 38.20s First Qtr: 30.80s Second Qtr: 30.90s Third Qtr: 29.80s Fourth Qtr: 28.70s

NoHorse	Plc	Margin	Time	800Time (W)	400 Time (W)
2 GARLAND GREENE	1	0.0m	2:38.40	58.50s (0)	28.69s (0)
8 JUSTABITNOISY	2	2.6m	2:38.60	57.99s (0)	28.23s (0)
1 FOURSHARESMOREBEE	3	3.4m	2:38.66	58.40s (0)	28.60s (0)
6 OUR OVERANOVA	4	3.6m	2:38.67	58.76s (1)	28.96s (1)
4 MIRACLE RISING	5	9.5m	2:39.12	58.16s (0)	28.42s (0)
7 ROSEHILL MAGIC	6	10.7m	2:39.21	58.20s (1)	28.44s (1)
3 SOUTHERN ALPS	7	14.3m	2:39.48	59.18s (1)	29.35s (1)
5 SPRINGBANK EDEN	8	18.8m	2:39.82	59.15s (1)	29.34s (1)

Finish Position and metres gained from 800m



Sectionals
Powered by



Home of Australian Harness Sectionals

Get your sectionals delivered to your inbox daily

Check out www.pjdata.com.au



The Racing Queensland Board (trading as Racing Queensland) and provider are not responsible for the completeness or accuracy of any of the information contained herein, and makes no representations about its suitability for any purpose.