

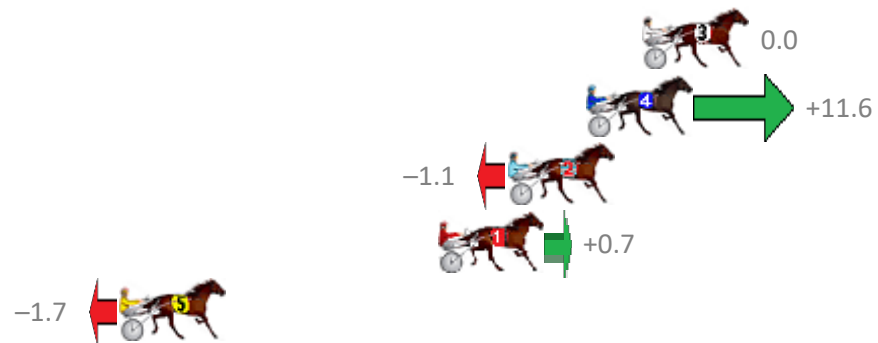
Albion Park Race 1 Distance 1628m

Friday, 29 May 2020

Gross Time: 2:06.10 MileRate: 2:04.60 LeadTime: 2.70s First Qtr: 31.60s Second Qtr: 31.30s Third Qtr: 29.00s Fourth Qtr: 31.50s

NoHorse	Plc	Margin	Time	800Time (W)	400 Time (W)
3 MISS MAIA	1	0.0m	2:06.10	60.50s (0)	31.50s (0)
4 AURORA	2	2.2m	2:06.28	59.63s (0)	30.78s (1)
2 NO LOVE ABOUT IT	3	5.3m	2:06.54	60.58s (0)	31.40s (0)
1 FIRST OFFENCE	4	8.1m	2:06.77	60.45s (0)	31.60s (1)
5 SHEGOTSASS	5	20.7m	2:07.80	60.63s (0)	31.40s (0)

Finish Position and metres gained from 800m



Sectionals
Powered by



Home of Australian Harness Sectionals

Get your sectionals delivered to your inbox daily

Check out www.pjdata.com.au



The Racing Queensland Board (trading as Racing Queensland) and provider are not responsible for the completeness or accuracy of any of the information contained herein, and makes no representations about its suitability for any purpose.

Albion Park Race 2 Distance 2138m

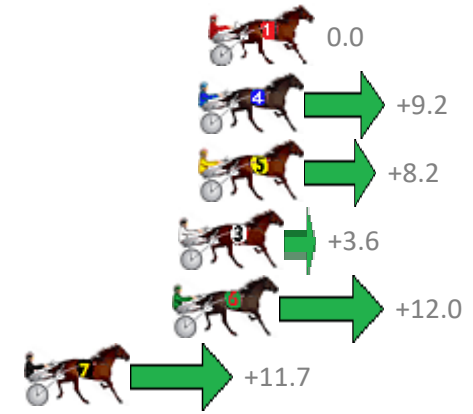
Friday, 29 May 2020

Gross Time: 2:44.30 MileRate: 2:03.70 LeadTime: 42.40s First Qtr: 30.70s Second Qtr: 31.00s Third Qtr: 29.30s Fourth Qtr: 30.90s

NoHorse	Plc	Margin	Time	800Time (W)	400 Time (W)
1 SOH TWISTED	1	0.0m	2:44.30	60.20s (0)	30.90s (0)
4 BOURBONONTHEROCK	2	0.4m	2:44.33	59.51s (0)	30.19s (1)
5 THE REAPER	3	0.4m	2:44.33	59.59s (1)	30.56s (2)
3 EL SWAVO	4	1.2m	2:44.40	59.93s (0)	30.58s (0)
6 DOWN UNDER RORS	5	1.4m	2:44.41	59.30s (1)	30.24s (2)
7 ASTRAL RULER	6	7.3m	2:44.89	59.32s (1)	30.29s (1)
2 MYRTLE BEACH	7	22.8m	2:46.14	61.61s (1)	32.30s (1)



Finish Position and metres gained from 800m



Sectionals
Powered by



Home of Australian Harness Sectionals

Get your sectionals delivered to your inbox daily

Check out www.pjdata.com.au



The Racing Queensland Board (trading as Racing Queensland) and provider are not responsible for the completeness or accuracy of any of the information contained herein, and makes no representations about its suitability for any purpose.

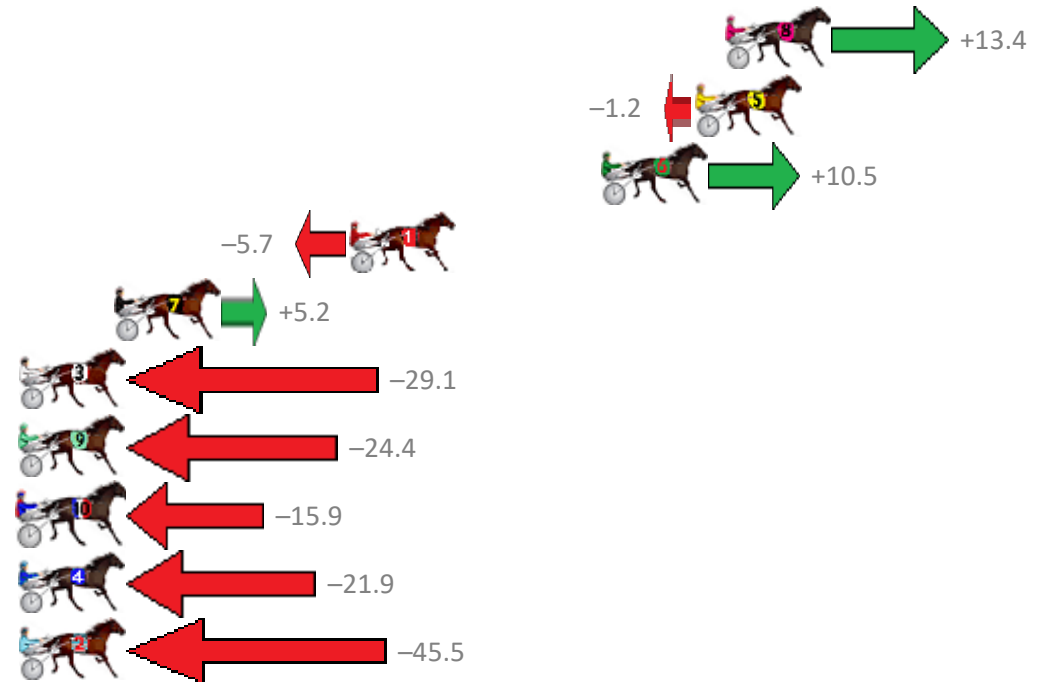
Albion Park Race 3 Distance 1660m

Friday, 29 May 2020

Gross Time: 1:59.00 MileRate: 1:55.30 LeadTime: 3.50s First Qtr: 27.50s Second Qtr: 29.60s Third Qtr: 28.50s Fourth Qtr: 29.90s

NoHorse	Plc	Margin	Time	800Time (W)	400 Time (W)
8 THE RAGNBONE MAN	1	0.0m	1:59.00	57.43s (0)	28.99s (2)
5 SUNNY RICE	2	1.2m	1:59.09	58.49s (0)	29.99s (0)
6 WHERE'S TASCOTT	3	4.9m	1:59.38	57.64s (1)	30.07s (1)
1 ITS YOU NOT ME	4	14.9m	2:00.17	58.81s (0)	30.43s (2)
7 SIR SEMPER FIDELIS	5	24.2m	2:00.90	58.02s (1)	29.84s (3)
3 LITTLEDEE	6	33.7m	2:01.64	60.51s (1)	31.78s (1)
9 DUCHESS DOWNUNDE	7	35.6m	2:01.79	60.17s (1)	31.21s (1)
10 FRANCO NEVAEH	8	36.5m	2:01.86	59.55s (1)	31.02s (2)
4 WRITEABOUTCHELSEA	9	39.9m	2:02.13	59.99s (0)	31.53s (0)
2 THE LAST STARFIRE	10	50.1m	2:02.92	61.70s (0)	32.98s (0)

Finish Position and metres gained from 800m



Sectionals
Powered by



Home of Australian Harness Sectionals

Get your sectionals delivered to your inbox daily

Check out www.pjdata.com.au



The Racing Queensland Board (trading as Racing Queensland) and provider are not responsible for the completeness or accuracy of any of the information contained herein, and makes no representations about its suitability for any purpose.

Albion Park Race 4 Distance 1660m


Friday, 29 May 2020

Gross Time: 1:58.80 MileRate: 1:55.10 LeadTime: 3.40s First Qtr: 27.00s Second Qtr: 32.00s Third Qtr: 27.90s Fourth Qtr: 28.50s

NoHorse	Plc	Margin	Time	800Time (W)	400 Time (W)
---------	-----	--------	------	-------------	--------------

Finish Position and metres gained from 800m

7 BETTERTHANDIAMOND	1	0.0m	1:58.80	56.40s (0)	28.50s (0)
3 BLUE SHARD	2	2.1m	1:58.96	56.24s (0)	28.34s (0)
1 KOOKABURRAPRINCESS	3	20.6m	2:00.34	57.26s (0)	29.29s (0)
5 CAPTAIN THUNDERBOL	4	25.3m	2:00.69	56.55s (1)	28.75s (2)
9 FOREVER ROCKING	5	26.1m	2:00.75	56.94s (1)	29.10s (2)
4 MAKINMEFEELGOOD	6	26.8m	2:00.81	57.65s (1)	29.44s (1)
2 MODERNDAY FALCON	7	31.6m	2:01.17	57.65s (1)	29.46s (1)
8 BELLA GODIVA	8	36.1m	2:01.50	57.99s (0)	29.88s (0)
6 MISS LILY MAY	9	42.8m	2:02.00	59.13s (1)	30.98s (1)



Sectionals
Powered by



Home of Australian Harness Sectionals

Get your sectionals delivered to your inbox daily

Check out www.pjdata.com.au



The Racing Queensland Board (trading as Racing Queensland) and provider are not responsible for the completeness or accuracy of any of the information contained herein, and makes no representations about its suitability for any purpose.

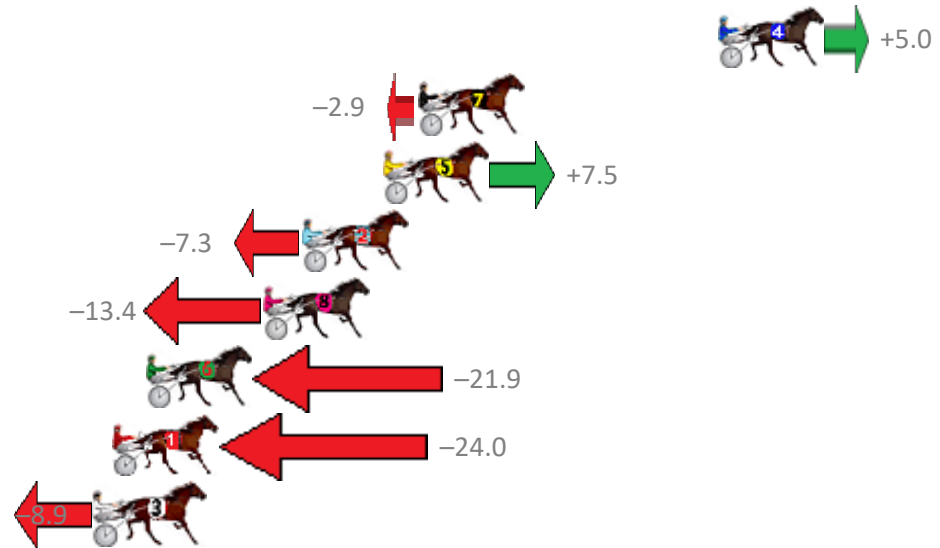
Albion Park Race 5 Distance 1660m

Friday, 29 May 2020

Gross Time: 1:57.20 MileRate: 1:53.60 LeadTime: 3.40s First Qtr: 27.30s Second Qtr: 30.30s Third Qtr: 27.90s Fourth Qtr: 28.30s

NoHorse	Plc	Margin	Time	800Time (W)	400 Time (W)
4 SPRING CAMPAIGN	1	0.0m	1:57.20	55.85s (1)	28.10s (2)
7 EH EF EL	2	11.9m	1:58.08	56.40s (0)	28.56s (0)
5 MONTANA CHIEF	3	13.3m	1:58.19	55.68s (1)	28.38s (2)
2 THREO	4	16.5m	1:58.43	56.71s (1)	28.97s (1)
8 INVINCIBLE LOXTON	5	18.0m	1:58.54	57.14s (0)	29.27s (0)
6 BULL MARKET	6	22.7m	1:58.89	57.73s (1)	29.85s (1)
1 COLOMBIAN GOLD	7	24.0m	1:58.98	57.88s (0)	29.99s (0)
3 HOT ROD HEAVEN	8	24.7m	1:59.04	56.82s (1)	29.49s (2)

Finish Position and metres gained from 800m



Sectionals
Powered by



Home of Australian Harness Sectionals

Get your sectionals delivered to your inbox daily

Check out www.pjdata.com.au



The Racing Queensland Board (trading as Racing Queensland) and provider are not responsible for the completeness or accuracy of any of the information contained herein, and makes no representations about its suitability for any purpose.

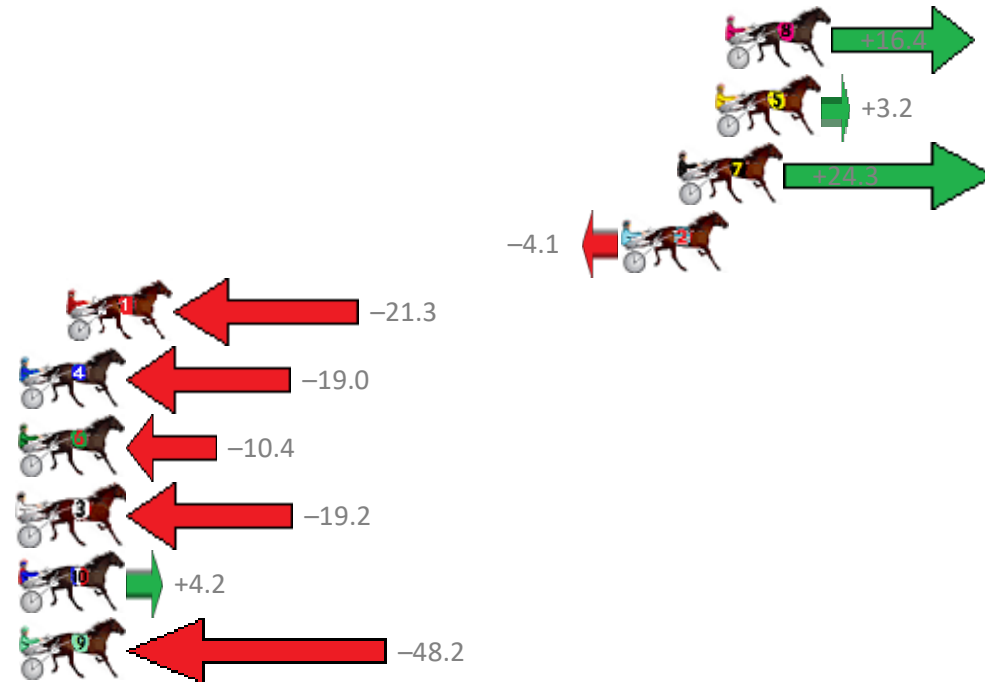
Albion Park Race 6 Distance 2138m

Friday, 29 May 2020

Gross Time: 2:34.50 MileRate: 1:56.30 LeadTime: 36.80s First Qtr: 30.50s Second Qtr: 29.10s Third Qtr: 29.00s Fourth Qtr: 29.10s

NoHorse	Plc	Margin	Time	800Time (W)	400 Time (W)
8 THE HUMMER	1	0.0m	2:34.50	56.92s (1)	28.55s (1)
5 VANTORI HANOVER	2	0.4m	2:34.53	57.87s (1)	28.96s (1)
7 TARGARYEN HANOVER	3	1.9m	2:34.65	56.35s (1)	28.34s (1)
2 FEELS LIKA WINNER	4	4.1m	2:34.81	58.40s (0)	29.40s (0)
1 UTELLA	5	26.1m	2:36.49	59.64s (0)	30.51s (0)
4 DOWNTOWN LUCCA	6	31.0m	2:36.87	59.47s (1)	30.03s (1)
6 WHATELEY	7	31.6m	2:36.91	58.85s (1)	30.03s (2)
3 BAMBOLE NERE	8	37.6m	2:37.37	59.49s (0)	30.29s (0)
10 MAYWYNS JEWEL	9	43.8m	2:37.84	57.80s (0)	29.37s (0)
9 ROCKNTINGIRA	10	56.0m	2:38.78	61.58s (1)	32.15s (0)

Finish Position and metres gained from 800m



Sectionals
Powered by



Home of Australian Harness Sectionals

Get your sectionals delivered to your inbox daily

Check out www.pjdata.com.au



The Racing Queensland Board (trading as Racing Queensland) and provider are not responsible for the completeness or accuracy of any of the information contained herein, and makes no representations about its suitability for any purpose.

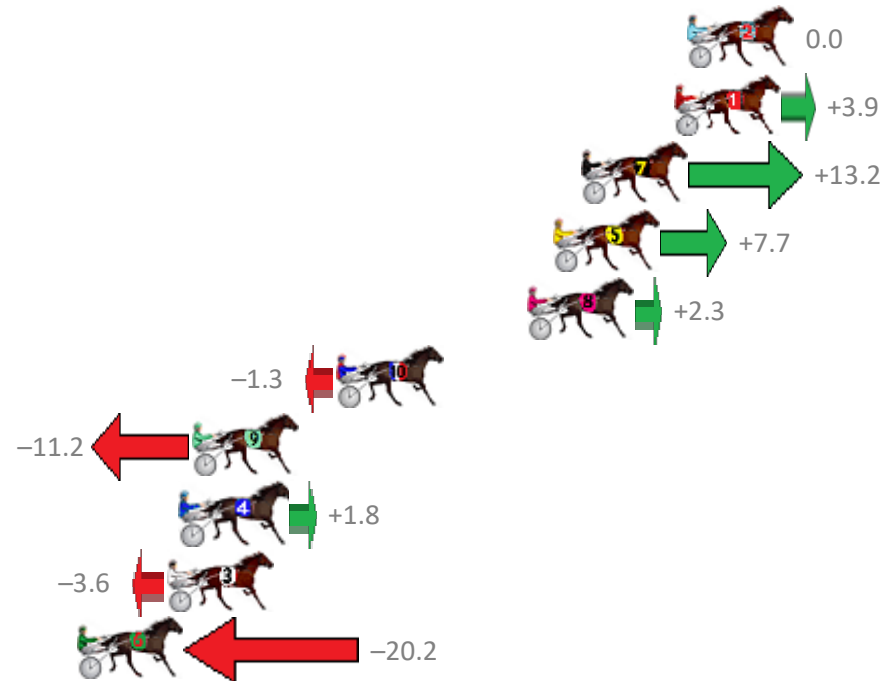
Albion Park Race 7 Distance 1660m

Friday, 29 May 2020

Gross Time: 1:57.90 MileRate: 1:54.30 LeadTime: 3.50s First Qtr: 28.60s Second Qtr: 30.00s Third Qtr: 27.80s Fourth Qtr: 28.00s

NoHorse	Plc	Margin	Time	800Time (W)	400 Time (W)
2 KILLARA KAOS	1	0.0m	1:57.90	55.80s (0)	28.00s (0)
1 BEEF CITY BLAZE	2	0.5m	1:57.94	55.53s (0)	27.73s (0)
7 TACT BESS	3	4.2m	1:58.21	54.88s (0)	27.01s (0)
5 ONE WISE MAN	4	5.3m	1:58.29	55.27s (0)	27.39s (0)
8 ARTISTIC SAINT	5	6.3m	1:58.36	55.64s (0)	27.78s (0)
10 AQUA CRUISER	6	13.9m	1:58.92	55.89s (1)	27.90s (2)
9 JEROSH	7	19.6m	1:59.34	56.58s (1)	28.58s (2)
4 NO CONFESSION	8	20.0m	1:59.37	55.68s (1)	27.87s (1)
3 JILLIBY GIZMO	9	20.6m	1:59.42	56.05s (1)	28.06s (2)
6 GOTTA MOMENT	10	24.2m	1:59.68	57.20s (1)	28.90s (1)

Finish Position and metres gained from 800m



Sectionals
Powered by



Home of Australian Harness Sectionals

Get your sectionals delivered to your inbox daily

Check out www.pjdata.com.au



The Racing Queensland Board (trading as Racing Queensland) and provider are not responsible for the completeness or accuracy of any of the information contained herein, and makes no representations about its suitability for any purpose.

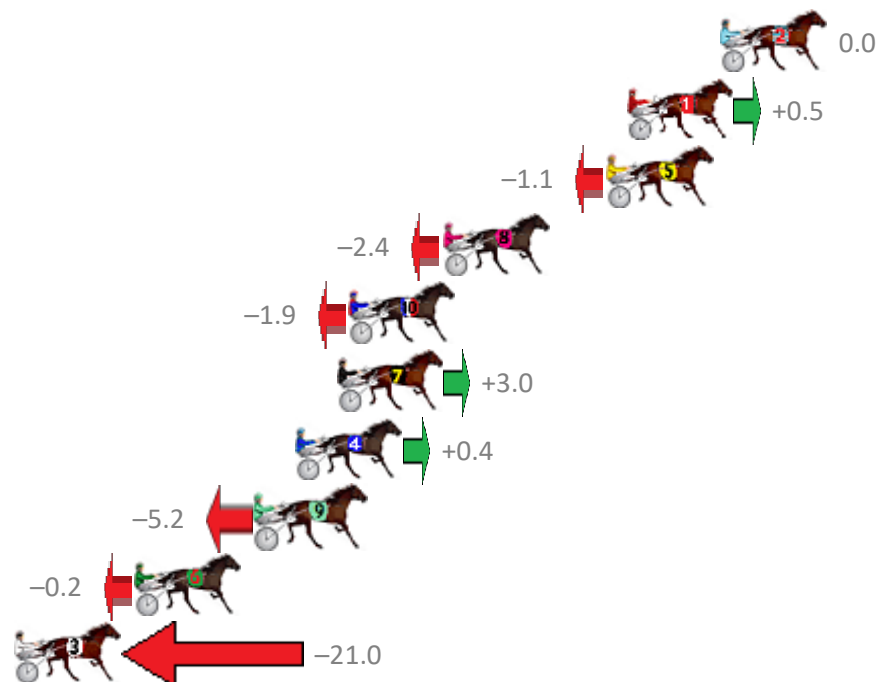
Albion Park Race 8 Distance 1660m

Friday, 29 May 2020

Gross Time: 1:58.90 MileRate: 1:55.30 LeadTime: 3.50s First Qtr: 27.70s Second Qtr: 31.50s Third Qtr: 28.80s Fourth Qtr: 27.40s

NoHorse	Plc	Margin	Time	800Time (W)	400 Time (W)
2 GOLIGHTLY	1	0.0m	1:58.90	56.20s (0)	27.40s (0)
1 SHEZ ALL STYLE	2	3.7m	1:59.17	56.17s (0)	27.34s (0)
5 BETTATHANIDEAL	3	4.5m	1:59.22	56.28s (1)	27.46s (1)
8 BRIGHTON PRINCE	4	11.0m	1:59.69	56.37s (0)	27.51s (0)
10 SOMEHOWSOMEWAY	5	14.7m	1:59.96	56.33s (0)	27.46s (0)
7 GOOD AS IT GETS	6	15.2m	1:60.00	55.99s (1)	27.41s (2)
4 HUGHIES SISTER	7	16.8m	2:00.11	56.17s (0)	27.60s (1)
9 CHUMP CHOP	8	18.4m	2:00.23	56.56s (1)	27.94s (2)
6 MONTANA LAD	9	23.2m	2:00.57	56.21s (1)	27.63s (2)
3 APACHE WHITESOX	10	29.6m	2:01.03	57.67s (1)	28.83s (1)

Finish Position and metres gained from 800m



Sectionals
Powered by



Home of Australian Harness Sectionals

Get your sectionals delivered to your inbox daily

Check out www.pjdata.com.au



The Racing Queensland Board (trading as Racing Queensland) and provider are not responsible for the completeness or accuracy of any of the information contained herein, and makes no representations about its suitability for any purpose.

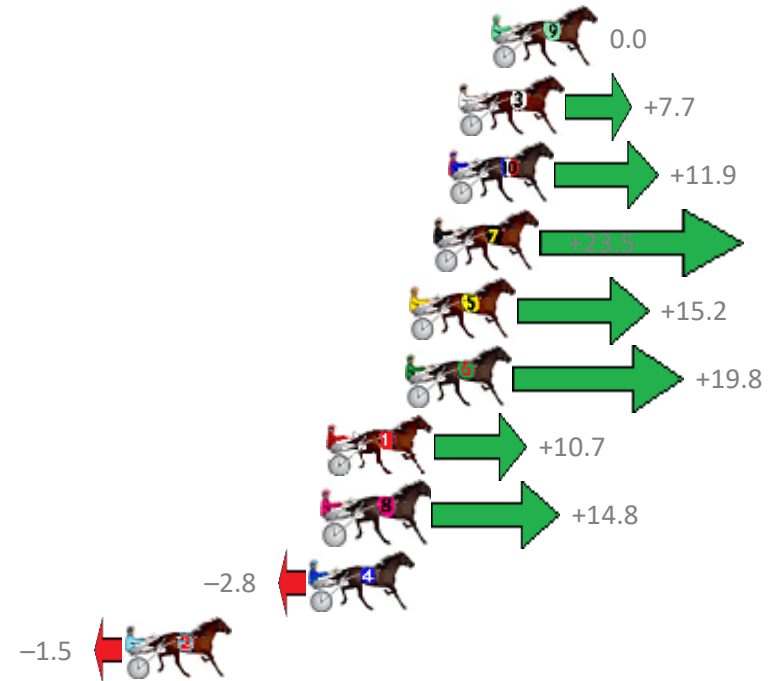
Albion Park Race 9 Distance 2138m

Friday, 29 May 2020

Gross Time: 2:35.20 MileRate: 1:56.80 LeadTime: 37.70s First Qtr: 31.30s Second Qtr: 28.10s Third Qtr: 28.20s Fourth Qtr: 29.90s

NoHorse	Plc	Margin	Time	800Time (W)	400 Time (W)
9 LAUGHING EMOJI	1	0.0m	2:35.20	58.10s (0)	29.90s (0)
3 ARK ME	2	1.3m	2:35.30	57.54s (0)	29.10s (0)
10 CHINOOK WINDS	3	1.7m	2:35.33	57.24s (1)	29.33s (1)
7 ROGER THAT	4	2.3m	2:35.38	56.40s (0)	28.61s (2)
5 ZARAS ALL GOOD	5	3.2m	2:35.45	57.00s (1)	29.01s (1)
6 IDEAL TIGER	6	3.4m	2:35.47	56.67s (1)	28.71s (1)
1 OUR BUSCEMI	7	6.5m	2:35.71	57.33s (0)	28.67s (0)
8 TOP FLIGHT CRUIZE	8	6.6m	2:35.72	57.03s (0)	28.64s (1)
4 NOTORIOUS	9	7.2m	2:35.76	58.30s (0)	29.93s (0)
2 OASIS DREAM	10	14.5m	2:36.34	58.21s (0)	29.61s (0)

Finish Position and metres gained from 800m



Sectionals
Powered by



Home of Australian Harness Sectionals

Get your sectionals delivered to your inbox daily

Check out www.pjdata.com.au



The Racing Queensland Board (trading as Racing Queensland) and provider are not responsible for the completeness or accuracy of any of the information contained herein, and makes no representations about its suitability for any purpose.