

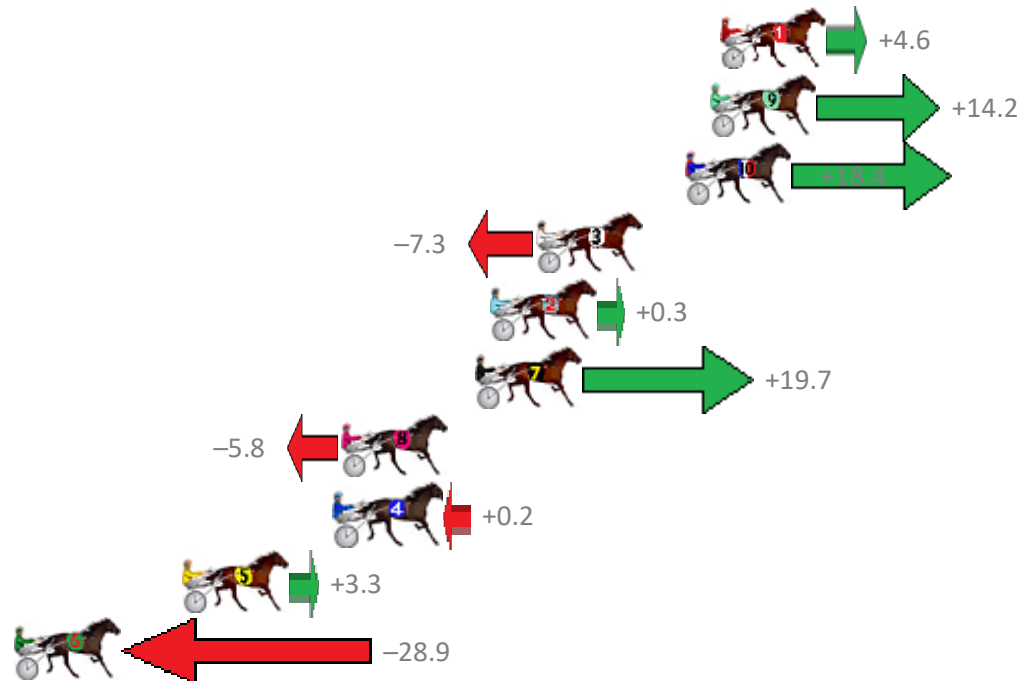
Albion Park Race 1 Distance 1660m

Saturday, 25 April 2020

Gross Time: 1:56.00 MileRate: 1:52.50 LeadTime: 3.40s First Qtr: 26.00s Second Qtr: 29.40s Third Qtr: 28.00s Fourth Qtr: 29.20s

| NoHorse | Plc | Margin | Time | 800Time (W) | 400 Time (W) |
|----------------------|-----|--------|---------|-------------|--------------|
| 1 NEWPORT DREAMZ | 1 | 0.0m | 1:56.00 | 56.87s (0) | 28.94s (1) |
| 9 JUMPING JOLT | 2 | 0.4m | 1:56.03 | 56.19s (1) | 27.97s (2) |
| 10 SAM IS PERFECTION | 3 | 1.4m | 1:56.11 | 55.89s (1) | 27.68s (2) |
| 3 COREY WILLIAM | 4 | 7.3m | 1:56.56 | 57.72s (0) | 29.73s (0) |
| 2 SEA HAWKE | 5 | 9.1m | 1:56.70 | 57.18s (1) | 28.95s (2) |
| 7 MAFUTA VAUTIN | 6 | 9.7m | 1:56.74 | 55.80s (1) | 27.97s (2) |
| 8 HES NOVAK | 7 | 15.0m | 1:57.15 | 57.61s (0) | 29.46s (0) |
| 4 MAJORDOIT | 8 | 15.2m | 1:57.16 | 57.19s (0) | 28.84s (0) |
| 5 BUMPER | 9 | 21.3m | 1:57.63 | 56.97s (1) | 28.86s (1) |
| 6 COLOMBIAN GOLD | 10 | 31.9m | 1:58.44 | 59.25s (1) | 30.48s (1) |

Finish Position and metres gained from 800m



Sectionals
Powered by



Home of Australian Harness Sectionals

Get your sectionals delivered to your inbox daily

Check out www.pjdata.com.au



The Racing Queensland Board (trading as Racing Queensland) and provider are not responsible for the completeness or accuracy of any of the information contained herein, and makes no representations about its suitability for any purpose.

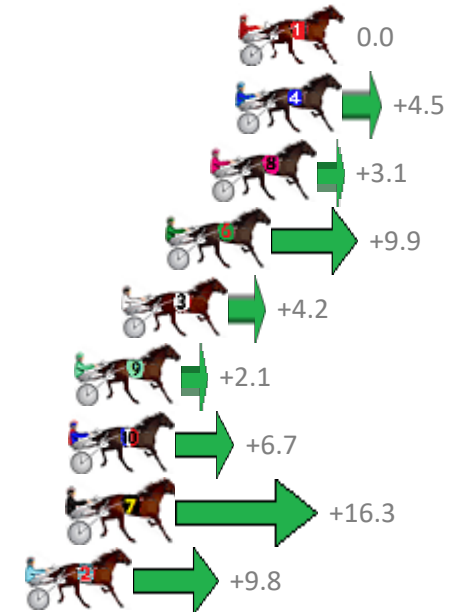
Albion Park Race 2 Distance 1660m

Saturday, 25 April 2020

Gross Time: 1:58.40 MileRate: 1:54.80 LeadTime: 3.40s First Qtr: 26.70s Second Qtr: 31.60s Third Qtr: 28.10s Fourth Qtr: 28.60s

| NoHorse | Plc | Margin | Time | 800Time (W) | 400 Time (W) |
|----------------------|-----|--------|---------|-------------|--------------|
| 1 SOME EXCUSESOMEW | 1 | 0.0m | 1:58.40 | 56.70s (0) | 28.60s (0) |
| 4 NEWMERELLA SHARKIE | 2 | 0.1m | 1:58.41 | 56.38s (1) | 28.11s (1) |
| 8 JAMES DEAN | 3 | 1.1m | 1:58.48 | 56.48s (0) | 28.32s (0) |
| 6 CONDAFEW | 4 | 2.9m | 1:58.62 | 56.00s (0) | 27.80s (0) |
| 3 WITH AUTHORITY | 5 | 4.6m | 1:58.75 | 56.40s (1) | 28.02s (1) |
| 9 LEXUS ON THE BEACH | 6 | 6.5m | 1:58.89 | 56.55s (0) | 28.37s (0) |
| 10 HOT ROD HEAVEN | 7 | 6.7m | 1:58.90 | 56.23s (1) | 27.87s (1) |
| 7 RED CHARMER | 8 | 6.7m | 1:58.90 | 55.55s (1) | 27.24s (1) |
| 2 LANCELOT BROMAC | 9 | 8.4m | 1:59.03 | 56.01s (1) | 27.68s (1) |

Finish Position and metres gained from 800m



Sectionals
Powered by



Home of Australian Harness Sectionals

Get your sectionals delivered to your inbox daily

Check out www.pjdata.com.au



The Racing Queensland Board (trading as Racing Queensland) and provider are not responsible for the completeness or accuracy of any of the information contained herein, and makes no representations about its suitability for any purpose.

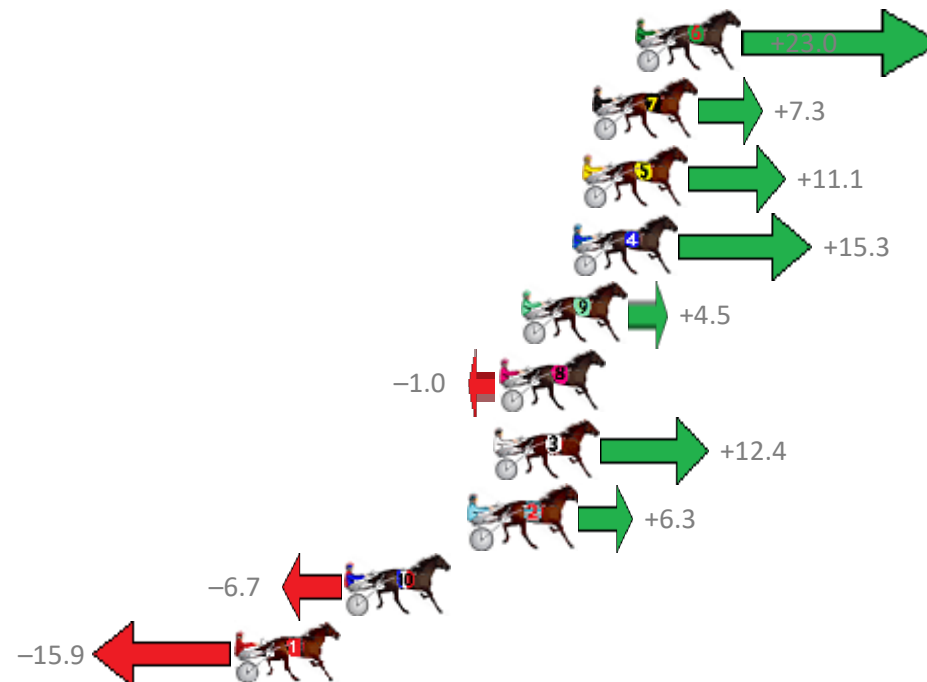
Albion Park Race 3 Distance 1660m

Saturday, 25 April 2020

Gross Time: 2:00.30 MileRate: 1:56.60 LeadTime: 3.50s First Qtr: 27.50s Second Qtr: 30.60s Third Qtr: 28.40s Fourth Qtr: 30.30s

| NoHorse | Plc | Margin | Time | 800Time (W) | 400 Time (W) |
|-------------------|-----|--------|---------|-------------|--------------|
| 6 SPECIAL RESERVE | 1 | 0.0m | 2:00.30 | 57.02s (2) | 29.64s (2) |
| 7 OUR DELIGHT | 2 | 1.7m | 2:00.43 | 58.17s (1) | 30.14s (2) |
| 5 MISS CATALINA | 3 | 2.1m | 2:00.47 | 57.89s (0) | 29.43s (0) |
| 4 ZARAS DANCE | 4 | 2.5m | 2:00.50 | 57.58s (2) | 29.60s (1) |
| 9 JOVIAL JULIE | 5 | 4.5m | 2:00.66 | 58.37s (0) | 29.93s (0) |
| 8 OUR LITTLE GIRL | 6 | 5.4m | 2:00.73 | 58.77s (0) | 30.33s (0) |
| 3 ASHLEE NITRO | 7 | 5.6m | 2:00.74 | 57.80s (0) | 29.58s (2) |
| 2 KOTARE ELITE | 8 | 6.5m | 2:00.82 | 58.24s (2) | 30.79s (1) |
| 10 CHINOOK WINDS | 9 | 11.5m | 2:01.21 | 59.19s (1) | 30.67s (1) |
| 1 CHROMOZONE | 10 | 15.9m | 2:01.56 | 59.86s (0) | 31.44s (0) |

Finish Position and metres gained from 800m



Sectionals
Powered by



Home of Australian Harness Sectionals

Get your sectionals delivered to your inbox daily

Check out www.pjdata.com.au



The Racing Queensland Board (trading as Racing Queensland) and provider are not responsible for the completeness or accuracy of any of the information contained herein, and makes no representations about its suitability for any purpose.


Albion Park Race 4 Distance 2138m

Saturday, 25 April 2020

Gross Time: 2:34.00 MileRate: 1:55.90 LeadTime: 36.60s First Qtr: 30.10s Second Qtr: 30.60s Third Qtr: 28.80s Fourth Qtr: 27.90s

| NoHorse | Plc | Margin | Time | 800Time (W) | 400 Time (W) |
|----------------------|-----|--------|---------|-------------|--------------|
| 4 KURAHAUPO GAMBLER | 1 | 0.0m | 2:34.00 | 56.70s (0) | 27.90s (0) |
| 2 MAJOR GENERALJUJON | 2 | 3.9m | 2:34.29 | 56.54s (1) | 27.77s (1) |
| 1 ARTISTIC SAINT | 3 | 12.0m | 2:34.88 | 57.25s (0) | 28.41s (0) |
| 5 HANDSOME HERO | 4 | 15.6m | 2:35.14 | 56.66s (1) | 27.90s (1) |
| 8 COOL SCOOTER | 5 | 18.4m | 2:35.35 | 57.32s (0) | 28.48s (0) |
| 6 JOHNNY WHITE | 6 | 20.8m | 2:35.53 | 58.04s (1) | 29.25s (1) |
| 3 HESLUVABLE | 7 | 21.5m | 2:35.58 | 57.21s (0) | 28.34s (0) |
| 7 JILLIBY GIZMO | 8 | 22.6m | 2:35.66 | 56.95s (0) | 28.05s (1) |
| 9 OASIS DREAM | 9 | 23.6m | 2:35.73 | 57.59s (1) | 28.82s (1) |
| 10 OUR FRIEND | 10 | 103.0m | 2:41.56 | 62.23s (1) | 31.99s (0) |

Finish Position and metres gained from 800m



Sectionals
Powered by



Home of Australian Harness Sectionals

Get your sectionals delivered to your inbox daily

Check out www.pjdata.com.au



The Racing Queensland Board (trading as Racing Queensland) and provider are not responsible for the completeness or accuracy of any of the information contained herein, and makes no representations about its suitability for any purpose.

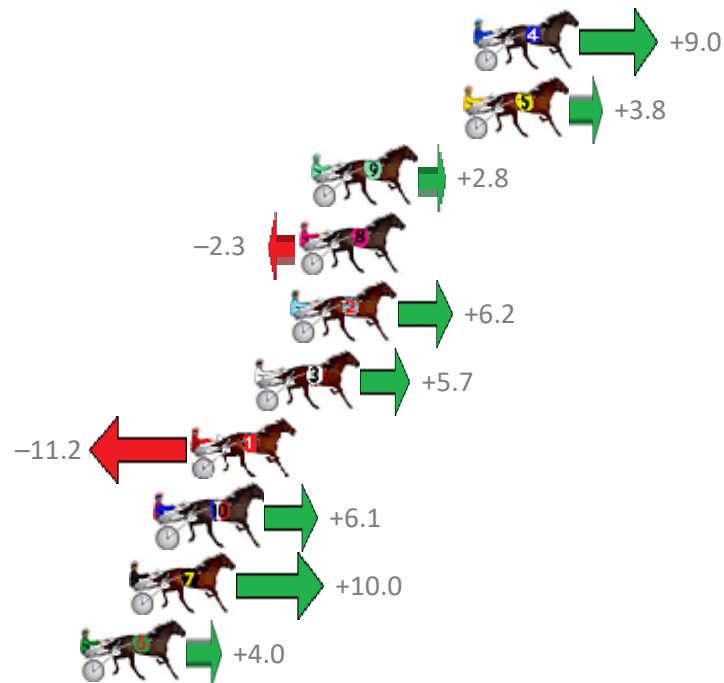
Albion Park Race 5 Distance 2138m

Saturday, 25 April 2020

Gross Time: 2:36.50 MileRate: 1:57.80 LeadTime: 37.70s First Qtr: 31.40s Second Qtr: 30.50s Third Qtr: 28.40s Fourth Qtr: 28.50s

| NoHorse | Plc | Margin | Time | 800Time (W) | 400 Time (W) |
|---------------------|-----|--------|---------|-------------|--------------|
| 4 SHERIFF JUJON | 1 | 0.0m | 2:36.50 | 56.26s (1) | 27.76s (1) |
| 5 JUST JOSHIN | 2 | 0.4m | 2:36.53 | 56.63s (1) | 28.15s (1) |
| 9 TOO GOOD FOR YOU | 3 | 6.4m | 2:36.98 | 56.70s (0) | 28.26s (0) |
| 8 JUSTA DALE | 4 | 6.9m | 2:37.02 | 57.06s (0) | 28.65s (0) |
| 2 SHAZAM SHANNON | 5 | 7.2m | 2:37.04 | 56.46s (1) | 27.92s (1) |
| 3 BEEF CITY STARZZZ | 6 | 8.7m | 2:37.15 | 56.50s (0) | 28.05s (0) |
| 1 BLUE MOON RISING | 7 | 11.2m | 2:37.34 | 57.69s (0) | 29.29s (0) |
| 10 CAMROLLER | 8 | 12.5m | 2:37.44 | 56.47s (1) | 27.95s (2) |
| 7 RIVERLEIGH ROCKET | 9 | 13.6m | 2:37.52 | 56.19s (1) | 28.02s (1) |
| 6 STUDLEIGH WILL | 10 | 15.6m | 2:37.67 | 56.62s (0) | 28.19s (0) |

Finish Position and metres gained from 800m



Sectionals
Powered by



Home of Australian Harness Sectionals

Get your sectionals delivered to your inbox daily

Check out www.pjdata.com.au



The Racing Queensland Board (trading as Racing Queensland) and provider are not responsible for the completeness or accuracy of any of the information contained herein, and makes no representations about its suitability for any purpose.

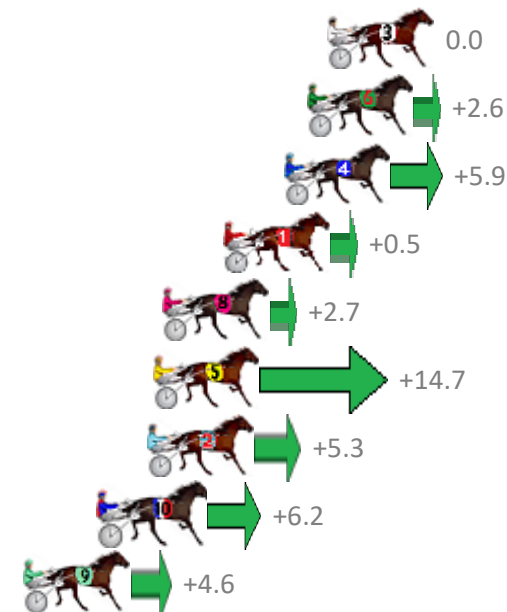
Albion Park Race 6 Distance 1660m

Saturday, 25 April 2020

Gross Time: 1:58.20 MileRate: 1:54.50 LeadTime: 3.40s First Qtr: 27.70s Second Qtr: 31.30s Third Qtr: 28.00s Fourth Qtr: 27.80s

| NoHorse | Plc | Margin | Time | 800Time (W) | 400 Time (W) |
|---------------------|-----|--------|---------|-------------|--------------|
| 3 SABRAGE | 1 | 0.0m | 1:58.20 | 55.80s (0) | 27.80s (0) |
| 6 MIDNIGHT MAN | 2 | 0.8m | 1:58.26 | 55.62s (1) | 27.62s (1) |
| 4 MAYWYNS COURAGE | 3 | 1.7m | 1:58.32 | 55.39s (1) | 27.36s (1) |
| 1 PARISIAN ROCKSTAR | 4 | 4.1m | 1:58.50 | 55.77s (0) | 27.67s (0) |
| 8 LEFT A TERROR | 5 | 6.5m | 1:58.68 | 55.61s (0) | 27.52s (0) |
| 5 MARETTI | 6 | 6.9m | 1:58.70 | 54.78s (1) | 27.17s (2) |
| 2 HES OKEY DOKEY | 7 | 7.1m | 1:58.72 | 55.43s (1) | 27.57s (2) |
| 10 MATRON JUJON | 8 | 9.0m | 1:58.86 | 55.37s (0) | 27.32s (0) |
| 9 BLADE | 9 | 12.0m | 1:59.08 | 55.48s (1) | 27.72s (1) |

Finish Position and metres gained from 800m



Sectionals
Powered by



Home of Australian Harness Sectionals

Get your sectionals delivered to your inbox daily

Check out www.pjdata.com.au



The Racing Queensland Board (trading as Racing Queensland) and provider are not responsible for the completeness or accuracy of any of the information contained herein, and makes no representations about its suitability for any purpose.

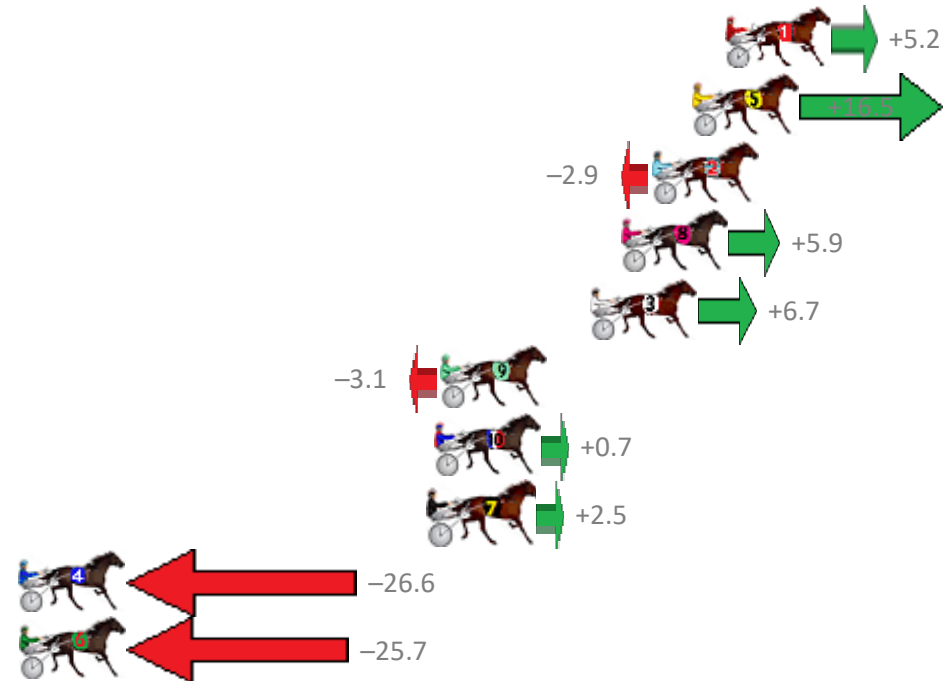
Albion Park Race 7 Distance 2138m

Saturday, 25 April 2020

Gross Time: 2:34.00 MileRate: 1:55.90 LeadTime: 37.10s First Qtr: 29.20s Second Qtr: 28.20s Third Qtr: 29.80s Fourth Qtr: 29.70s

| NoHorse | Plc | Margin | Time | 800Time (W) | 400 Time (W) |
|----------------------|-----|--------|---------|-------------|--------------|
| 1 DARK ENERGY | 1 | 0.0m | 2:34.00 | 59.12s (0) | 29.39s (0) |
| 5 TULHURST ACE | 2 | 1.3m | 2:34.10 | 58.28s (1) | 28.90s (2) |
| 2 INVINCIBLE LOXTON | 3 | 2.9m | 2:34.23 | 59.71s (0) | 29.91s (0) |
| 8 SUBTLE DELIGHT | 4 | 4.1m | 2:34.32 | 59.06s (0) | 29.38s (0) |
| 3 BODHI TREE | 5 | 5.3m | 2:34.41 | 59.00s (3) | 29.50s (2) |
| 9 THE BUS | 6 | 11.3m | 2:34.88 | 59.73s (2) | 29.97s (1) |
| 10 ALWAYS IN COMMAND | 7 | 11.5m | 2:34.90 | 59.45s (1) | 29.68s (1) |
| 7 DREAM TO SHARE | 8 | 11.7m | 2:34.91 | 59.32s (0) | 29.63s (0) |
| 4 JUST ROKIN | 9 | 29.6m | 2:36.30 | 61.47s (1) | 31.63s (1) |
| 6 ANYCHANCE | 10 | 30.3m | 2:36.36 | 61.40s (3) | 31.64s (2) |

Finish Position and metres gained from 800m



Sectionals
Powered by



Home of Australian Harness Sectionals

Get your sectionals delivered to your inbox daily

Check out www.pjdata.com.au



The Racing Queensland Board (trading as Racing Queensland) and provider are not responsible for the completeness or accuracy of any of the information contained herein, and makes no representations about its suitability for any purpose.


Albion Park Race 8 Distance 2138m

Saturday, 25 April 2020

Gross Time: 2:33.70 MileRate: 1:55.70 LeadTime: 37.10s First Qtr: 30.00s Second Qtr: 29.30s Third Qtr: 28.70s Fourth Qtr: 28.60s

| NoHorse | Plc | Margin | Time | 800Time (W) | 400 Time (W) |
|---------------------|-----|--------|---------|-------------|--------------|
| 3 CHERRYS THE BEST | 1 | 0.0m | 2:33.70 | 56.86s (1) | 28.36s (1) |
| 4 MACEY JAYDE | 2 | 0.2m | 2:33.72 | 57.19s (1) | 28.61s (0) |
| 2 BRIDGET BLUE CHIP | 3 | 0.4m | 2:33.73 | 57.03s (0) | 27.99s (1) |
| 6 DEMETER | 4 | 1.6m | 2:33.82 | 56.30s (1) | 27.82s (2) |
| 5 INNOCENT CROCKER | 5 | 3.9m | 2:33.99 | 56.82s (1) | 28.34s (2) |
| 1 GUPTAS CULLEN | 6 | 16.1m | 2:34.91 | 58.45s (0) | 29.35s (0) |

Finish Position and metres gained from 800m



Sectionals
Powered by



Home of Australian Harness Sectionals

Get your sectionals delivered to your inbox daily

Check out www.pjdata.com.au



The Racing Queensland Board (trading as Racing Queensland) and provider are not responsible for the completeness or accuracy of any of the information contained herein, and makes no representations about its suitability for any purpose.

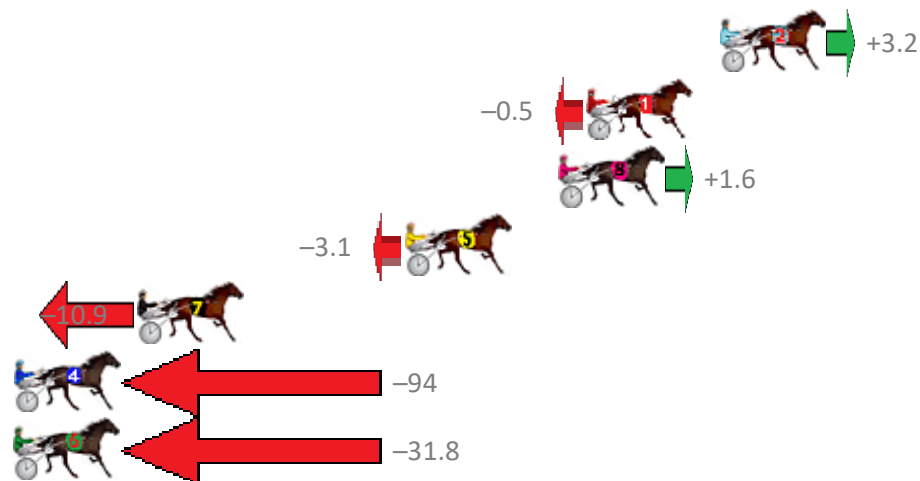
Albion Park Race 9 Distance 2647m

Saturday, 25 April 2020

Gross Time: 3:21.60 MileRate: 2:02.60 LeadTime: 81.30s First Qtr: 31.20s Second Qtr: 31.10s Third Qtr: 29.40s Fourth Qtr: 28.60s

| NoHorse | Plc | Margin | Time | 800Time (W) | 400 Time (W) |
|---------------------|-----|--------|---------|-------------|--------------|
| 2 MAJESTIC SIMON | 1 | 0.0m | 3:21.60 | 57.77s (1) | 28.60s (0) |
| 1 JEDDY R YA READY | 2 | 5.3m | 3:22.00 | 58.04s (0) | 28.15s (1) |
| 8 OUR OVERANOVA | 3 | 6.4m | 3:22.08 | 57.88s (1) | 28.59s (1) |
| 5 FOURSHARESMOREBEE | 4 | 12.5m | 3:22.54 | 58.22s (0) | 28.31s (0) |
| 7 SPRINGBANK EDEN | 5 | 23.1m | 3:23.33 | 58.79s (1) | 29.36s (2) |
| 4 GEE UP NEDDY | 6 | 93.7m | 3:28.64 | 64.76s (0) | 34.68s (0) |
| 6 MAYBETOTHEMAX | 7 | 111.8m | 3:30.00 | 60.29s (0) | 29.79s (0) |

Finish Position and metres gained from 800m



Sectionals
Powered by



Home of Australian Harness Sectionals

Get your sectionals delivered to your inbox daily

Check out www.pjdata.com.au



The Racing Queensland Board (trading as Racing Queensland) and provider are not responsible for the completeness or accuracy of any of the information contained herein, and makes no representations about its suitability for any purpose.