


# Albion Park Race 1 Distance 1660m

Tuesday, 17 March 2020

Gross Time: 2:01.20 MileRate: 1:57.50 LeadTime: 3.50s First Qtr: 28.80s Second Qtr: 32.80s Third Qtr: 28.20s Fourth Qtr: 27.90s

NoHorse	Plc	Margin	Time	800Time (W)	400 Time (W)
4 TALENT TO SPARE	1	0.0m	2:01.20	56.10s (0)	27.90s (0)
5 SHEZA BONNY SHEILA	2	2.1m	2:01.35	55.97s (1)	27.87s (1)
1 NONE GRATER	3	20.9m	2:02.66	57.27s (0)	28.98s (0)
8 GRIGORA	4	21.9m	2:02.73	56.74s (2)	28.87s (1)
6 GLITTER STRIP	5	22.6m	2:02.78	56.44s (1)	28.19s (1)
2 GIDUP CAPTAIN	6	23.3m	2:02.83	57.16s (1)	28.59s (1)
3 BLAZIN THUNDA	7	38.2m	2:03.86	58.16s (0)	29.64s (0)
7 LEFT IN THE WIND	8	41.4m	2:04.09	57.46s (0)	29.24s (0)

## Finish Position and metres gained from 800m



Sectionals  
Powered by



Home of Australian Harness Sectionals

Get your sectionals delivered to your inbox daily

Check out [www.pjdata.com.au](http://www.pjdata.com.au)



The Racing Queensland Board (trading as Racing Queensland) and provider are not responsible for the completeness or accuracy of any of the information contained herein, and makes no representations about its suitability for any purpose.

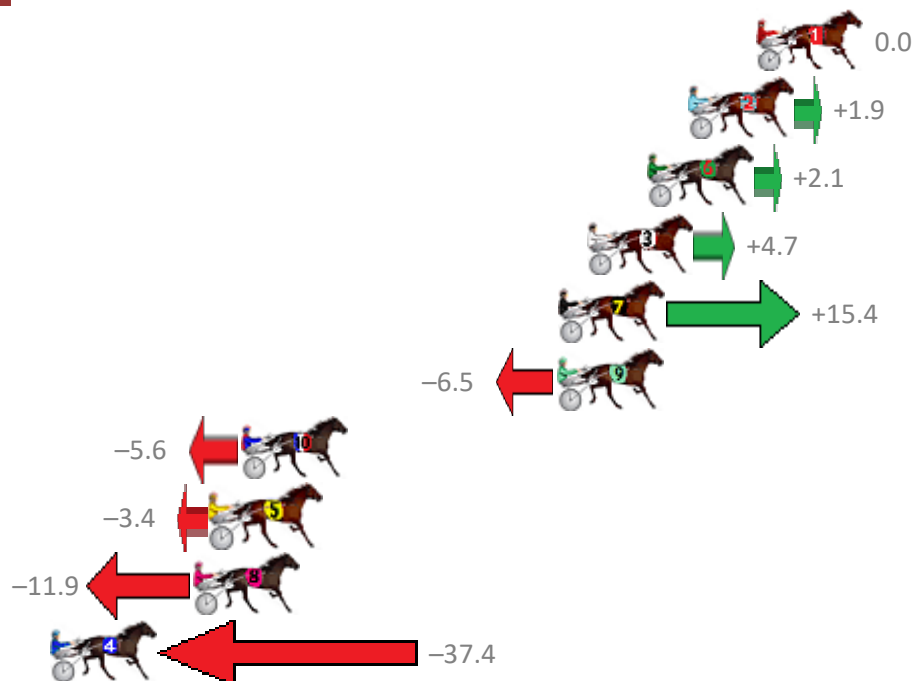
# Albion Park Race 2 Distance 1660m

Tuesday, 17 March 2020

Gross Time: 2:00.90 MileRate: 1:57.20 LeadTime: 3.70s First Qtr: 28.60s Second Qtr: 31.40s Third Qtr: 28.80s Fourth Qtr: 28.40s

No	Horse	Plc	Margin	Time	800Time (W)	400 Time (W)
1	FLO RYDA	1	0.0m	2:00.90	57.20s (0)	28.40s (0)
2	NEWMERELLA MOLLY	2	2.7m	2:01.09	57.06s (0)	28.22s (0)
6	CHANCELESS CENTURY	3	4.3m	2:01.21	57.05s (1)	28.27s (2)
3	FOUR FOR FOUR	4	6.7m	2:01.38	56.86s (2)	28.75s (2)
7	TORQUE WRITER	5	7.8m	2:01.45	56.10s (1)	27.80s (2)
9	LEFT A HURRIKANE	6	7.9m	2:01.46	57.66s (1)	28.79s (1)
10	OCEANSIDE	7	20.4m	2:02.35	57.60s (0)	28.78s (0)
5	PETE MITCHELL	8	21.6m	2:02.43	57.44s (1)	28.78s (1)
8	ITS SUPER EASY	9	22.3m	2:02.48	58.05s (0)	29.23s (0)
4	ILLBEWATCHING	10	48.6m	2:04.35	59.87s (1)	31.04s (1)

Finish Position and metres gained from 800m



Sectionals  
Powered by



Home of Australian Harness Sectionals

Get your sectionals delivered to your inbox daily

Check out [www.pjdata.com.au](http://www.pjdata.com.au)



The Racing Queensland Board (trading as Racing Queensland) and provider are not responsible for the completeness or accuracy of any of the information contained herein, and makes no representations about its suitability for any purpose.

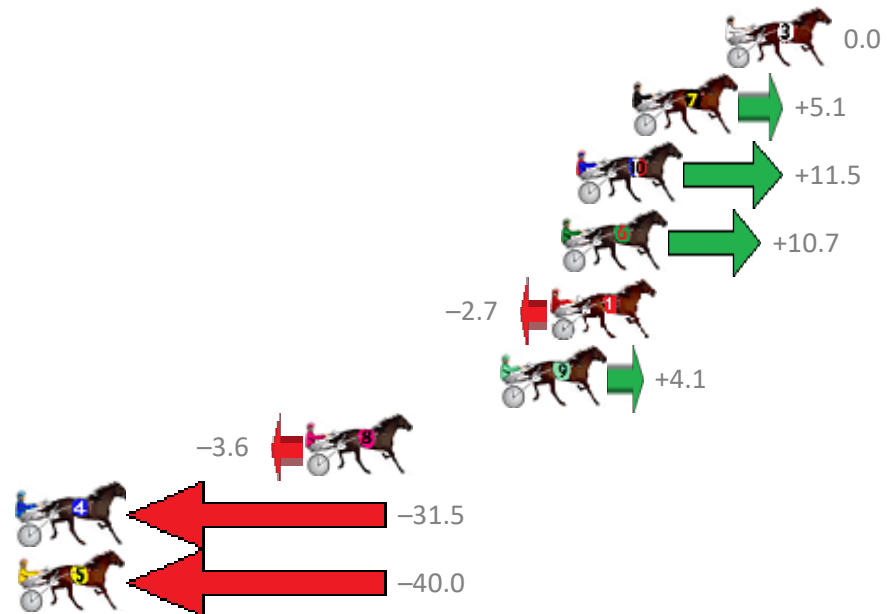
# Albion Park Race 3 Distance 2647m

Tuesday, 17 March 2020

Gross Time: 3:27.50 MileRate: 2:06.20 LeadTime: 85.40s First Qtr: 32.20s Second Qtr: 31.60s Third Qtr: 29.10s Fourth Qtr: 29.20s

NoHorse	Plc	Margin	Time	800Time (W)	400 Time (W)
3 SKYLINE	1	0.0m	3:27.50	58.30s (0)	29.20s (0)
7 AVEROSS DON	2	3.7m	3:27.77	57.93s (0)	28.81s (0)
10 WEE MAN TROUBLE	3	5.9m	3:27.93	57.46s (0)	28.55s (1)
6 IS SOMETHINGBURNIN	4	6.5m	3:27.97	57.52s (1)	28.78s (2)
1 STEVES STAR	5	6.9m	3:28.00	58.50s (0)	29.37s (0)
9 YANKEE COMMANDO	6	8.9m	3:28.15	58.00s (1)	29.28s (2)
8 WHATABOYZ	7	16.6m	3:28.71	58.56s (0)	29.43s (0)
4 DOWN UNDER RORS	8	35.7m	3:30.11	60.60s (1)	31.44s (1)
5 WATTS UP MAORI	9	48.6m	3:31.05	61.22s (1)	31.99s (1)

Finish Position and metres gained from 800m



Sectionals  
Powered by



Home of Australian Harness Sectionals

Get your sectionals delivered to your inbox daily

Check out [www.pjdata.com.au](http://www.pjdata.com.au)



The Racing Queensland Board (trading as Racing Queensland) and provider are not responsible for the completeness or accuracy of any of the information contained herein, and makes no representations about its suitability for any purpose.


# Albion Park Race 4 Distance 2138m

Tuesday, 17 March 2020

Gross Time: 2:43.00 MileRate: 2:02.70 LeadTime: 42.10s First Qtr: 31.30s Second Qtr: 32.20s Third Qtr: 28.60s Fourth Qtr: 28.80s

NoHorse	Plc	Margin	Time	800Time (W)	400 Time (W)
7 MELPARK MAGIC	1	0.0m	2:43.00	57.40s (0)	28.80s (0)
12 GARLAND GREENE	2	3.2m	2:43.23	57.26s (1)	28.86s (1)
4 MONORAIL	3	3.6m	2:43.26	57.36s (0)	28.74s (0)
9 REIGN ON ME	4	7.8m	2:43.56	57.36s (0)	28.74s (0)
11 MATATOKI	5	9.4m	2:43.68	57.34s (1)	28.90s (1)
13 MAYBETOTHEMAX	6	21.8m	2:44.57	57.84s (1)	29.30s (1)
1 JUSTABILIKEMUM	7	27.3m	2:44.97	58.33s (0)	29.56s (0)
8 ASTRAL RULER	8	33.7m	2:45.43	58.37s (0)	29.50s (0)
3 SCORCHED	9	37.3m	2:45.69	58.31s (0)	29.44s (0)
10 ALS LAW	10	42.1m	2:46.03	58.35s (0)	29.48s (0)
6 ROSEHILL MAGIC	11	91.9m	2:49.62	58.97s (0)	30.02s (0)

Finish Position and metres gained from 800m



Sectionals  
Powered by



Home of Australian Harness Sectionals

Get your sectionals delivered to your inbox daily

Check out [www.pjdata.com.au](http://www.pjdata.com.au)



The Racing Queensland Board (trading as Racing Queensland) and provider are not responsible for the completeness or accuracy of any of the information contained herein, and makes no representations about its suitability for any purpose.

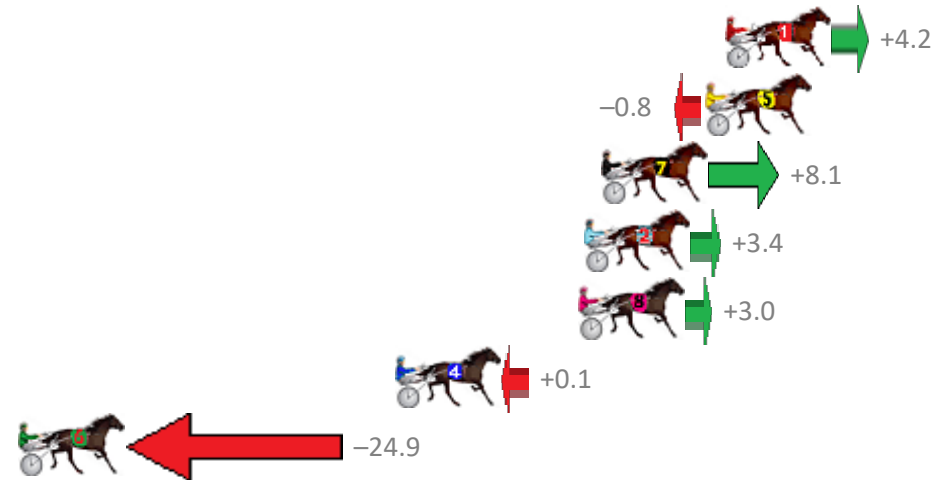
# Albion Park Race 5 Distance 1660m

Tuesday, 17 March 2020

Gross Time: 1:58.80 MileRate: 1:55.20 LeadTime: 3.20s First Qtr: 29.10s Second Qtr: 30.60s Third Qtr: 28.20s Fourth Qtr: 27.70s

NoHorse	Plc	Margin	Time	800Time (W)	400 Time (W)
1 MUCH BETTOR	1	0.0m	1:58.80	55.61s (0)	27.35s (0)
5 MACEY JAYDE	2	0.8m	1:58.86	55.96s (0)	27.76s (0)
7 AZTEC BROMAC	3	4.9m	1:59.14	55.33s (1)	27.46s (1)
2 CHERRYS THE BEST	4	5.6m	1:59.19	55.66s (1)	27.80s (1)
8 MAYWYNS BEST	5	5.8m	1:59.20	55.69s (0)	27.42s (0)
4 ILLAWONG DREAMTIM	6	13.1m	1:59.71	55.89s (0)	27.60s (0)
6 EH EF EL	7	42.9m	2:01.77	57.64s (1)	29.54s (1)

Finish Position and metres gained from 800m



Sectionals  
Powered by



Home of Australian Harness Sectionals

Get your sectionals delivered to your inbox daily

Check out [www.pjdata.com.au](http://www.pjdata.com.au)



The Racing Queensland Board (trading as Racing Queensland) and provider are not responsible for the completeness or accuracy of any of the information contained herein, and makes no representations about its suitability for any purpose.

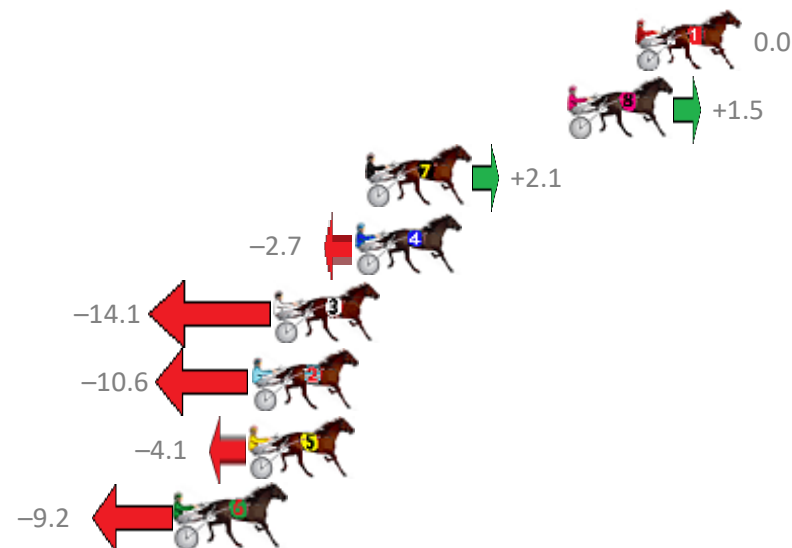
# Albion Park Race 6 Distance 2138m

Tuesday, 17 March 2020

Gross Time: 2:36.20 MileRate: 1:57.60 LeadTime: 38.40s First Qtr: 32.10s Second Qtr: 31.10s Third Qtr: 26.90s Fourth Qtr: 27.70s

NoHorse	Plc	Margin	Time	800Time (W)	400 Time (W)
1 B MAC C	1	0.0m	2:36.20	54.60s (0)	27.70s (0)
8 BUMPER	2	2.7m	2:36.39	54.50s (0)	27.60s (0)
7 KURAHAUPO GAMBLER	3	10.7m	2:36.94	54.46s (0)	27.42s (0)
4 GASMONKEY	4	11.1m	2:36.97	54.78s (0)	27.75s (0)
3 OUR SEQUEL	5	14.3m	2:37.19	55.56s (1)	28.41s (1)
2 ETERNAL PROMISE	6	15.2m	2:37.25	55.32s (1)	28.17s (2)
5 MIDNIGHT MAN	7	15.3m	2:37.26	54.88s (2)	28.47s (2)
6 GOD SAKE	8	18.2m	2:37.46	55.23s (1)	28.12s (1)

Finish Position and metres gained from 800m



Sectionals  
Powered by



Home of Australian Harness Sectionals

Get your sectionals delivered to your inbox daily

Check out [www.pjdata.com.au](http://www.pjdata.com.au)



The Racing Queensland Board (trading as Racing Queensland) and provider are not responsible for the completeness or accuracy of any of the information contained herein, and makes no representations about its suitability for any purpose.

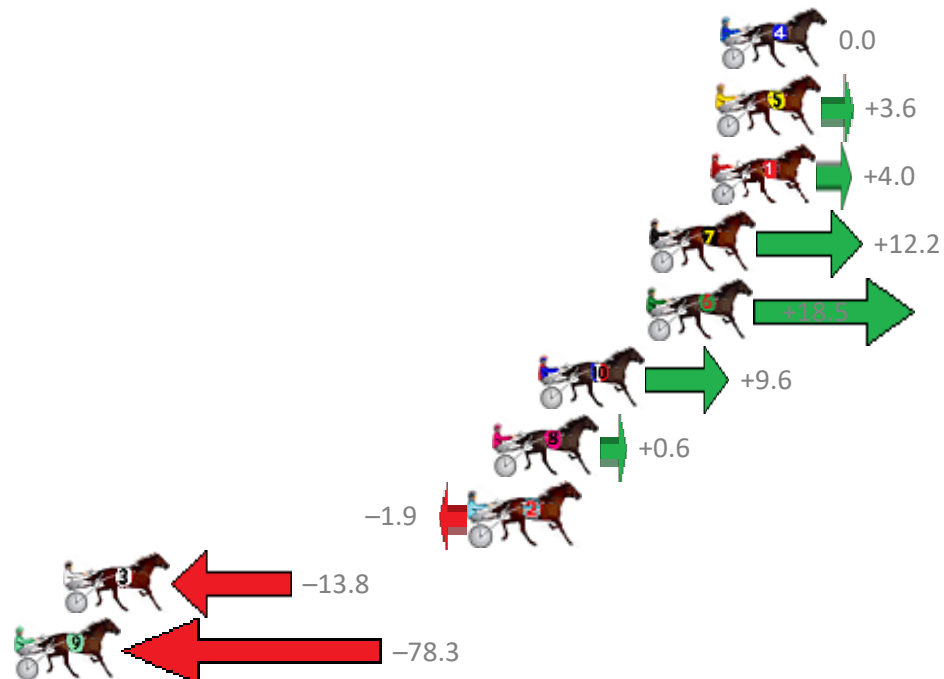
# Albion Park Race 7 Distance 1660m

Tuesday, 17 March 2020

Gross Time: 2:00.90 MileRate: 1:57.20 LeadTime: 3.50s First Qtr: 28.60s Second Qtr: 31.00s Third Qtr: 29.20s Fourth Qtr: 28.60s

NoHorse	Plc	Margin	Time	800Time (W)	400 Time (W)
4 REDS GOOD TO GO	1	0.0m	2:00.90	57.80s (0)	28.60s (0)
5 STORM GILBERT	2	0.2m	2:00.91	57.54s (1)	28.56s (1)
1 THE RAGNBONE MAN	3	0.4m	2:00.93	57.51s (0)	28.33s (0)
7 SWEET JASMINE	4	2.8m	2:01.10	56.92s (0)	27.78s (0)
6 LANCELOT BROMAC	5	2.9m	2:01.11	56.46s (1)	28.46s (2)
10 MISTER COLE	6	7.2m	2:01.41	57.11s (1)	28.41s (2)
8 GETINANHANGON	7	9.0m	2:01.54	57.76s (0)	28.60s (0)
2 ASHLEE NITRO	8	9.9m	2:01.61	57.94s (1)	28.91s (1)
3 MISTER FAHRENHEIT	9	26.0m	2:02.76	58.80s (1)	29.70s (1)
9 OUR FRIEND	10	158.3m	2:12.22	63.46s (0)	30.62s (0)

Finish Position and metres gained from 800m



Sectionals  
Powered by



Home of Australian Harness Sectionals

Get your sectionals delivered to your inbox daily

Check out [www.pjdata.com.au](http://www.pjdata.com.au)



The Racing Queensland Board (trading as Racing Queensland) and provider are not responsible for the completeness or accuracy of any of the information contained herein, and makes no representations about its suitability for any purpose.

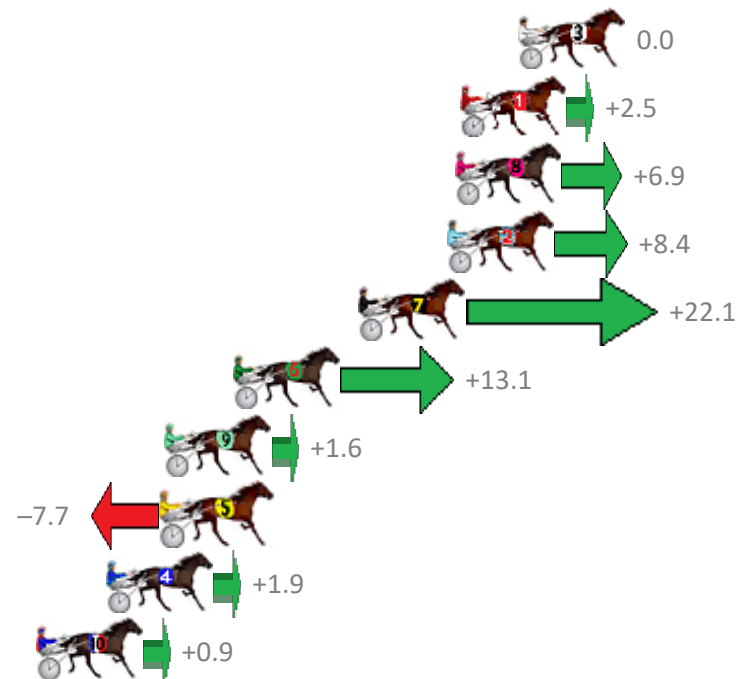
# Albion Park Race 8 Distance 1660m

Tuesday, 17 March 2020

Gross Time: 1:57.60 MileRate: 1:54.00 LeadTime: 3.40s First Qtr: 28.20s Second Qtr: 29.30s Third Qtr: 28.10s Fourth Qtr: 28.60s

NoHorse	Plc	Margin	Time	800Time (W)	400 Time (W)
3 JUSTA DALE	1	0.0m	1:57.60	56.70s (0)	28.60s (0)
1 MONTANA NIGHTS	2	2.3m	1:57.76	56.52s (0)	28.44s (0)
8 CAUTIVAR	3	2.5m	1:57.78	56.21s (0)	28.15s (0)
2 BETTERTHANAJEEP	4	2.8m	1:57.80	56.10s (1)	28.39s (2)
7 ROCKNROLL CLASSIC	5	6.3m	1:58.05	55.13s (1)	28.26s (2)
6 ARK ME	6	11.3m	1:58.41	55.77s (1)	28.24s (2)
9 HUNTAWAY	7	14.0m	1:58.60	56.59s (1)	28.71s (1)
5 KYRONTA	8	14.1m	1:58.61	57.25s (1)	29.29s (1)
4 MISS MONEYBAGS	9	16.3m	1:58.77	56.57s (0)	28.71s (0)
10 LITTLELIONELJAMES	10	19.1m	1:58.97	56.64s (1)	29.52s (3)

Finish Position and metres gained from 800m



Sectionals  
Powered by



Home of Australian Harness Sectionals

Get your sectionals delivered to your inbox daily

Check out [www.pjdata.com.au](http://www.pjdata.com.au)



The Racing Queensland Board (trading as Racing Queensland) and provider are not responsible for the completeness or accuracy of any of the information contained herein, and makes no representations about its suitability for any purpose.