

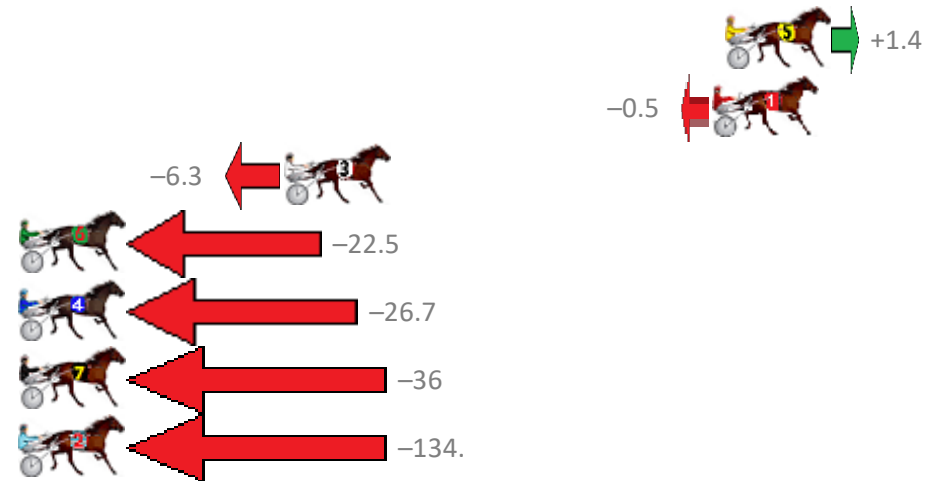
Redcliffe Race 1 Distance 1780m

Thursday, 12 March 2020

Gross Time: 2:14.00 MileRate: 2:01.10 LeadTime: 11.80s First Qtr: 31.80s Second Qtr: 31.40s Third Qtr: 29.60s Fourth Qtr: 29.40s

NoHorse	Plc	Margin	Time	800Time (W)	400 Time (W)
5 BRIGHTON PRINCE	1	0.0m	2:14.00	58.90s (1)	29.16s (1)
1 SARIE MARAIS	2	0.5m	2:14.04	59.04s (0)	29.44s (0)
3 A BETTER CHANCE	3	17.5m	2:15.29	59.46s (1)	29.33s (2)
6 JUST ROMAN	4	31.9m	2:16.34	60.66s (0)	30.72s (0)
4 FAIREACHDAINN	5	33.3m	2:16.45	60.97s (1)	30.55s (1)
7 ROLLON TWICE	6	39.3m	2:16.89	61.59s (0)	31.69s (0)
2 MAYWYNS JEWEL	7	234.5m	2:31.24	68.92s (0)	34.88s (0)

Finish Position and metres gained from 800m



Sectionals
Powered by



Home of Australian Harness Sectionals

Get your sectionals delivered to your inbox daily

Check out www.pjdata.com.au



The Racing Queensland Board (trading as Racing Queensland) and provider are not responsible for the completeness or accuracy of any of the information contained herein, and makes no representations about its suitability for any purpose.

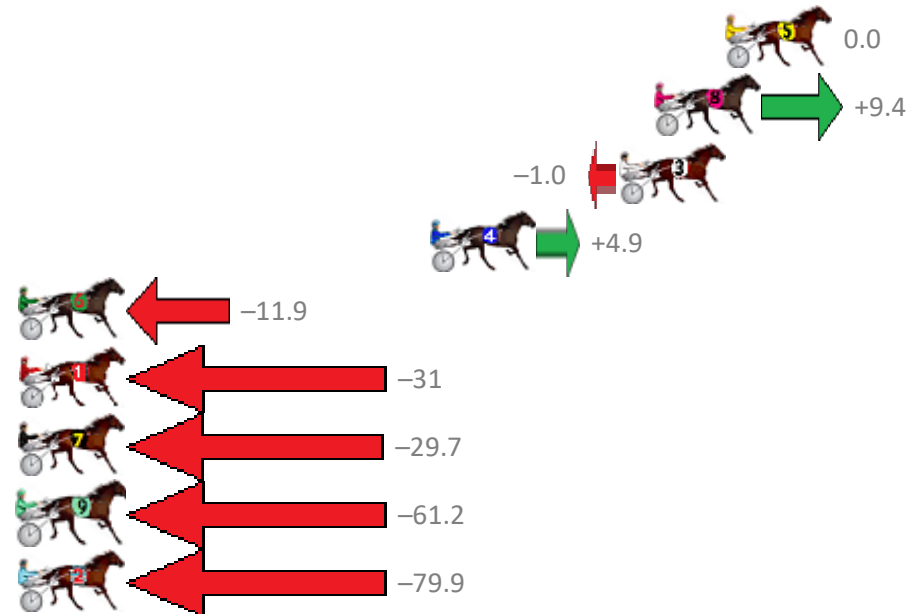
Redcliffe Race 2 Distance 1780m

Thursday, 12 March 2020

Gross Time: 2:11.70 MileRate: 1:59.10 LeadTime: 11.70s First Qtr: 29.70s Second Qtr: 30.60s Third Qtr: 30.00s Fourth Qtr: 29.70s

NoHorse	Plc	Margin	Time	800Time (W)	400 Time (W)
5 FEEL THE THRILL	1	0.0m	2:11.70	59.70s (0)	29.70s (0)
8 LEFTHOOKRIGHTCROSS	2	2.8m	2:11.91	59.00s (1)	29.03s (2)
3 LOOKS JUST RIGHT	3	4.2m	2:12.01	59.77s (1)	29.61s (1)
4 CROSSED LEGS	4	11.7m	2:12.57	59.33s (1)	29.35s (2)
6 PROMISES MADE	5	32.7m	2:14.13	60.59s (1)	30.32s (2)
1 THE LAST STARFIRE	6	35.1m	2:14.31	61.95s (0)	31.79s (0)
7 JAKES ARK	7	39.7m	2:14.65	61.92s (0)	31.42s (0)
9 ILLUMINOSCITY	8	76.2m	2:17.36	64.27s (0)	33.83s (1)
2 SOMEWHEREINHEAVEN	9	87.5m	2:18.20	65.66s (1)	35.32s (1)

Finish Position and metres gained from 800m



Sectionals
Powered by



Home of Australian Harness Sectionals

Get your sectionals delivered to your inbox daily

Check out www.pjdata.com.au



The Racing Queensland Board (trading as Racing Queensland) and provider are not responsible for the completeness or accuracy of any of the information contained herein, and makes no representations about its suitability for any purpose.

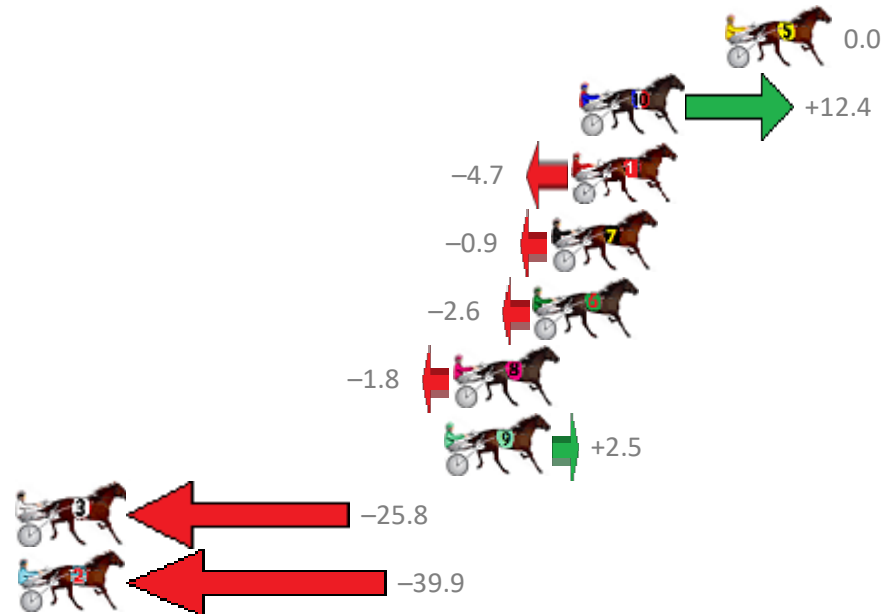
Redcliffe Race 3 Distance 1780m

Thursday, 12 March 2020

Gross Time: 2:13.10 MileRate: 2:00.30 LeadTime: 11.20s First Qtr: 32.00s Second Qtr: 31.10s Third Qtr: 28.90s Fourth Qtr: 29.90s

NoHorse	Plc	Margin	Time	800Time (W)	400 Time (W)
5 THANKHEAVNFORGIRLS	1	0.0m	2:13.10	58.80s (1)	29.90s (0)
10 JINGLES BROMAC	2	5.8m	2:13.53	57.89s (1)	29.38s (2)
1 CHEYENNE AUTUMN	3	6.1m	2:13.56	59.15s (0)	30.00s (0)
7 FEEL THE THUNDER	4	6.9m	2:13.62	58.87s (0)	29.70s (0)
6 WILLSINTOWN	5	7.6m	2:13.67	58.99s (1)	30.03s (1)
8 A ROCKNROLL LEGACY	6	10.8m	2:13.91	58.93s (1)	29.75s (1)
9 MANHATTAN DANCER	7	11.1m	2:13.93	58.62s (1)	29.38s (2)
3 ROCKA BELLA	8	40.8m	2:16.15	60.70s (0)	31.08s (1)
2 GROOVY MISS ANNIE	9	50.5m	2:16.87	61.73s (0)	31.96s (0)

Finish Position and metres gained from 800m



Sectionals
Powered by



Home of Australian Harness Sectionals

Get your sectionals delivered to your inbox daily

Check out www.pjdata.com.au



The Racing Queensland Board (trading as Racing Queensland) and provider are not responsible for the completeness or accuracy of any of the information contained herein, and makes no representations about its suitability for any purpose.


Redcliffe Race 4 Distance 1780m

Thursday, 12 March 2020

Gross Time: 2:12.90 MileRate: 2:00.10 LeadTime: 11.40s First Qtr: 31.40s Second Qtr: 30.50s Third Qtr: 29.10s Fourth Qtr: 30.50s

NoHorse	Plc	Margin	Time	800Time (W)	400 Time (W)
10 AROONA	1	0.0m	2:12.90	58.42s (1)	29.34s (2)
1 PEGGY STARDUST	2	0.2m	2:12.92	59.61s (0)	30.52s (0)
6 CANNAN	3	1.4m	2:13.01	58.20s (1)	29.07s (2)
3 MAGHERA MAGGIE	4	3.3m	2:13.15	59.74s (1)	30.45s (1)
5 WHATA STRIDE	5	6.4m	2:13.39	59.57s (1)	30.01s (1)
7 WECANONLYHOPE	6	7.3m	2:13.46	59.40s (0)	30.34s (0)
8 KID CALVERT	7	11.3m	2:13.76	59.61s (1)	30.25s (0)
2 CHROMOZONE	8	16.8m	2:14.18	60.46s (0)	31.41s (0)
9 MA KOO LOO MASUNG	9	28.1m	2:15.04	60.46s (0)	30.86s (0)

Finish Position and metres gained from 800m



Sectionals
Powered by



Home of Australian Harness Sectionals

Get your sectionals delivered to your inbox daily

Check out www.pjdata.com.au



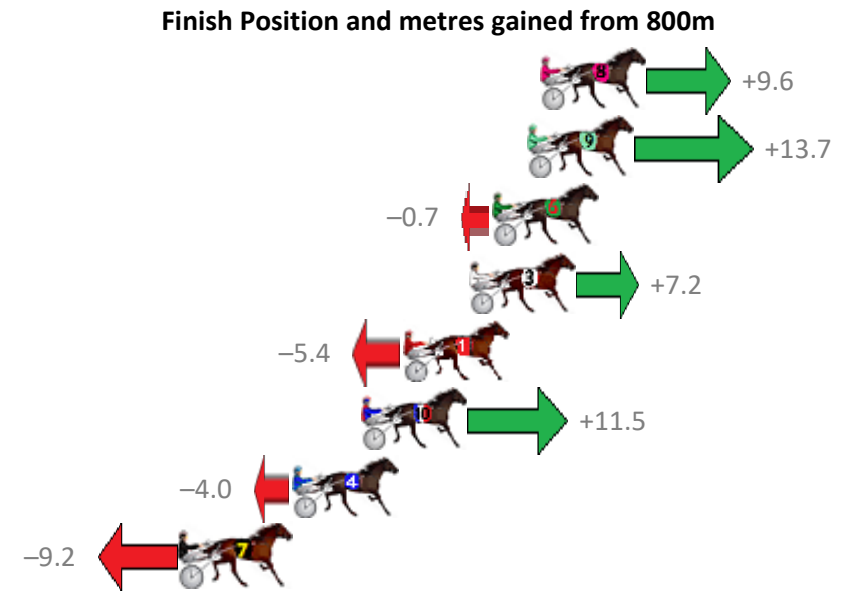
The Racing Queensland Board (trading as Racing Queensland) and provider are not responsible for the completeness or accuracy of any of the information contained herein, and makes no representations about its suitability for any purpose.

Redcliffe Race 5 Distance 1780m

Thursday, 12 March 2020

Gross Time: 2:12.60 MileRate: 1:59.90 LeadTime: 11.40s First Qtr: 30.90s Second Qtr: 30.70s Third Qtr: 29.50s Fourth Qtr: 30.10s

NoHorse	Plc	Margin	Time	800Time (W)	400 Time (W)
8 HEADWIN	1	0.0m	2:12.60	58.88s (0)	29.39s (1)
9 JEWEL OF PEAK	2	0.5m	2:12.64	58.58s (1)	29.42s (2)
6 SHAZAM SHANNON	3	1.9m	2:12.74	59.65s (1)	30.24s (1)
3 GIZZMO	4	2.8m	2:12.81	59.06s (1)	29.90s (2)
1 INCITER	5	5.4m	2:13.01	60.00s (0)	30.49s (0)
10 IMA REGAL JET	6	7.1m	2:13.13	58.74s (1)	29.52s (1)
4 KWASII	7	9.8m	2:13.34	59.90s (1)	30.48s (1)
7 COULDNTNOKHIMBAK	8	14.2m	2:13.67	60.29s (0)	30.82s (0)



Sectionals
Powered by



Home of Australian Harness Sectionals

Get your sectionals delivered to your inbox daily

Check out www.pjdata.com.au



The Racing Queensland Board (trading as Racing Queensland) and provider are not responsible for the completeness or accuracy of any of the information contained herein, and makes no representations about its suitability for any purpose.

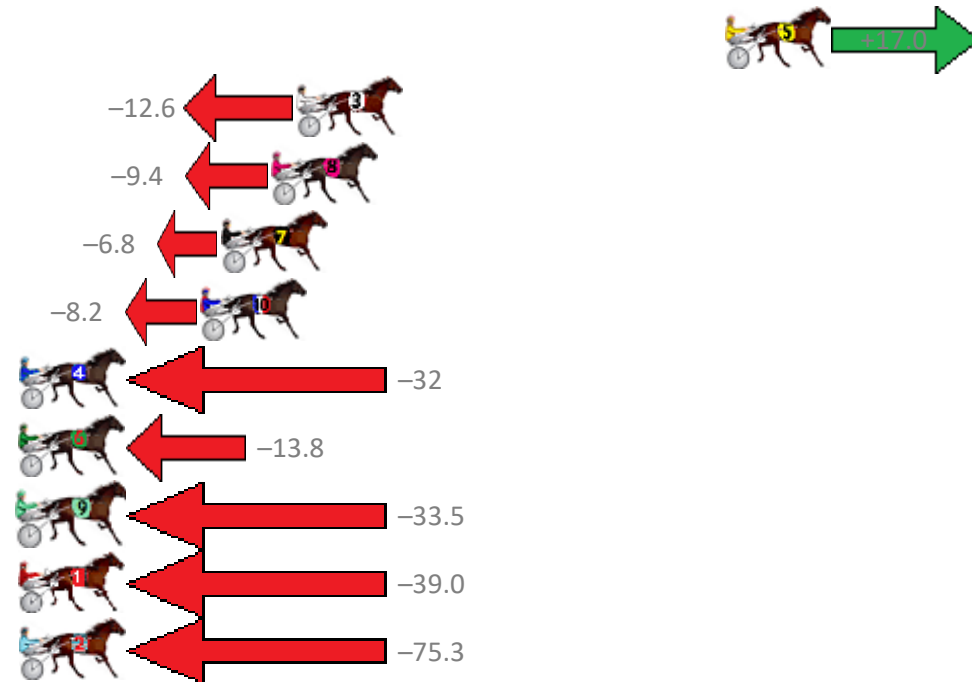
Redcliffe Race 6 Distance 2040m

Thursday, 12 March 2020

Gross Time: 2:31.40 MileRate: 1:59.50 LeadTime: 30.70s First Qtr: 30.10s Second Qtr: 29.70s Third Qtr: 30.60s Fourth Qtr: 30.30s

NoHorse	Plc	Margin	Time	800Time (W)	400 Time (W)
5 SUGARKANE	1	0.0m	2:31.40	59.61s (1)	29.09s (2)
3 TELL THE FUTURE	2	17.0m	2:32.69	61.86s (1)	31.35s (2)
8 KAY NORA SHANNON	3	18.0m	2:32.76	61.62s (1)	31.12s (2)
7 ELIZABETHAN ERA	4	20.0m	2:32.91	61.42s (0)	30.62s (0)
10 MAYWYN NO REGRETS	5	20.8m	2:32.98	61.52s (1)	31.09s (1)
4 AUNTY BESSY	6	31.6m	2:33.79	63.29s (0)	32.60s (0)
6 KETTERING GIRL	7	32.0m	2:33.82	61.95s (0)	31.13s (0)
9 LAUGHING EMOJI	8	33.5m	2:33.94	63.45s (1)	32.84s (1)
1 TRACES OF TARA	9	47.4m	2:34.99	63.87s (0)	33.06s (0)
2 DASHING HANNAH	10	79.5m	2:37.42	66.63s (0)	35.82s (0)

Finish Position and metres gained from 800m



Sectionals
Powered by



Home of Australian Harness Sectionals

Get your sectionals delivered to your inbox daily

Check out www.pjdata.com.au



The Racing Queensland Board (trading as Racing Queensland) and provider are not responsible for the completeness or accuracy of any of the information contained herein, and makes no representations about its suitability for any purpose.


Redcliffe Race 7 Distance 2040m

Thursday, 12 March 2020

Gross Time: 2:33.20 MileRate: 2:00.80 LeadTime: 32.10s First Qtr: 32.20s Second Qtr: 31.30s Third Qtr: 28.60s Fourth Qtr: 29.00s

NoHorse	Plc	Margin	Time	800Time (W)	400 Time (W)
7 SPECIAL RESERVE	1	0.0m	2:33.20	57.27s (0)	28.64s (0)
10 FIRE AND ICE	2	0.2m	2:33.21	57.18s (2)	29.01s (2)
8 VANTO HANOVER	3	2.8m	2:33.40	57.47s (1)	28.87s (1)
1 DARBY BRIGHTS	4	4.9m	2:33.56	57.95s (0)	29.31s (0)
5 IFOUNDTHEBEACH	5	13.7m	2:34.19	57.82s (2)	29.43s (3)
6 PRECIOUS CULLEN	6	18.8m	2:34.56	57.69s (1)	29.51s (2)
2 EULO FLYER	7	20.1m	2:34.66	59.03s (1)	30.43s (1)
9 PACIFIC COIN	8	20.3m	2:34.67	58.43s (1)	29.94s (2)
3 UNDERTHEKILT	9	24.9m	2:35.01	58.44s (0)	29.89s (1)
4 LORD DENZEL	10	43.5m	2:36.35	60.08s (0)	31.37s (0)

Finish Position and metres gained from 800m



Sectionals
Powered by



Home of Australian Harness Sectionals

Get your sectionals delivered to your inbox daily

Check out www.pjdata.com.au



The Racing Queensland Board (trading as Racing Queensland) and provider are not responsible for the completeness or accuracy of any of the information contained herein, and makes no representations about its suitability for any purpose.

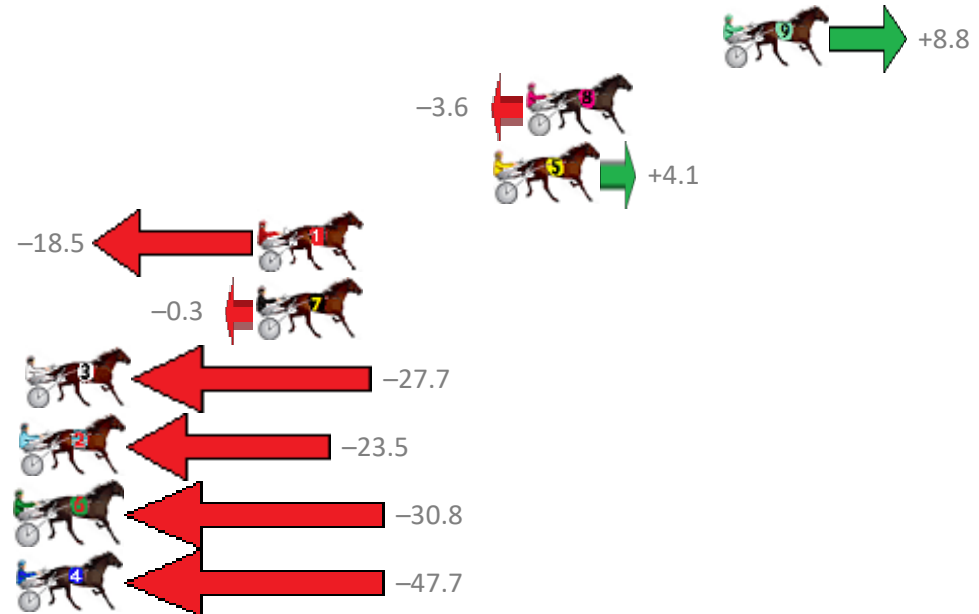
Redcliffe Race 8 Distance 2040m

Thursday, 12 March 2020

Gross Time: 2:31.20 MileRate: 1:59.30 LeadTime: 31.50s First Qtr: 30.50s Second Qtr: 30.10s Third Qtr: 29.50s Fourth Qtr: 29.60s

NoHorse	Plc	Margin	Time	800Time (W)	400 Time (W)
9 JUST JOSHIN	1	0.0m	2:31.20	58.45s (1)	29.42s (2)
8 TIMELESS APPEAL	2	7.8m	2:31.78	59.37s (0)	29.87s (0)
5 OUR PEPPERJACK	3	9.1m	2:31.87	58.80s (1)	29.76s (2)
1 OUR LITTLE GIRL	4	18.5m	2:32.57	60.47s (0)	30.97s (0)
7 TAYLOR HOOD	5	18.5m	2:32.57	59.12s (1)	30.24s (1)
3 COBBLER LANE	6	27.7m	2:33.25	61.15s (1)	31.59s (1)
2 BARA JAYLA	7	27.9m	2:33.26	60.84s (1)	31.29s (1)
6 FRENCH GLOBE	8	39.6m	2:34.13	61.38s (0)	31.86s (0)
4 MYBELLA ROSE	9	70.7m	2:36.43	62.62s (1)	33.41s (0)

Finish Position and metres gained from 800m



Sectionals
Powered by



Home of Australian Harness Sectionals

Get your sectionals delivered to your inbox daily

Check out www.pjdata.com.au



The Racing Queensland Board (trading as Racing Queensland) and provider are not responsible for the completeness or accuracy of any of the information contained herein, and makes no representations about its suitability for any purpose.

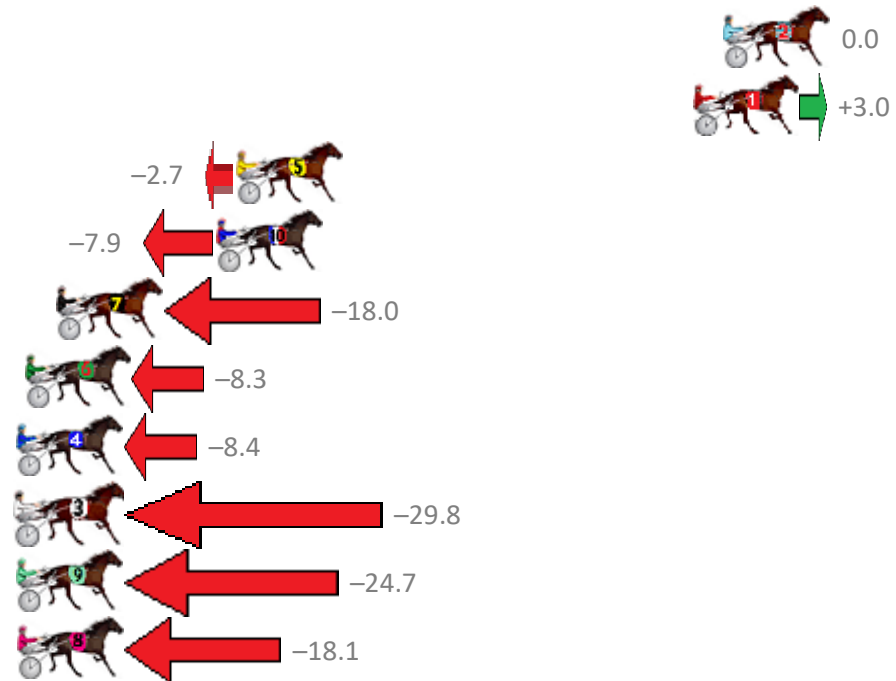
Redcliffe Race 9 Distance 1780m

Thursday, 12 March 2020

Gross Time: 2:11.60 MileRate: 1:58.90 LeadTime: 11.70s First Qtr: 30.60s Second Qtr: 30.60s Third Qtr: 29.40s Fourth Qtr: 29.30s

NoHorse	Plc	Margin	Time	800Time (W)	400 Time (W)
2 CC JONES	1	0.0m	2:11.60	58.70s (0)	29.30s (0)
1 TULHURST KATE	2	1.2m	2:11.69	58.48s (0)	29.07s (0)
5 DYNAMIC DEEJAY	3	19.3m	2:13.01	58.90s (1)	29.22s (2)
10 TASCOTT LADY	4	20.1m	2:13.07	59.28s (1)	29.59s (2)
7 FORTES IN FIDE	5	26.4m	2:13.53	60.02s (0)	30.52s (0)
6 DONT CALL ME	6	27.7m	2:13.63	59.31s (0)	30.01s (1)
4 DOWNTOWN LUCCA	7	31.4m	2:13.90	59.32s (1)	29.89s (1)
3 HIGH ON MONTANA	8	31.6m	2:13.91	60.89s (1)	31.00s (1)
9 HALF MOON BEACH	9	31.7m	2:13.92	60.51s (1)	30.66s (1)
8 RISKY BUZINESS	10	33.1m	2:14.02	60.03s (0)	30.14s (0)

Finish Position and metres gained from 800m



Sectionals
Powered by



Home of Australian Harness Sectionals

Get your sectionals delivered to your inbox daily

Check out www.pjdata.com.au



The Racing Queensland Board (trading as Racing Queensland) and provider are not responsible for the completeness or accuracy of any of the information contained herein, and makes no representations about its suitability for any purpose.