

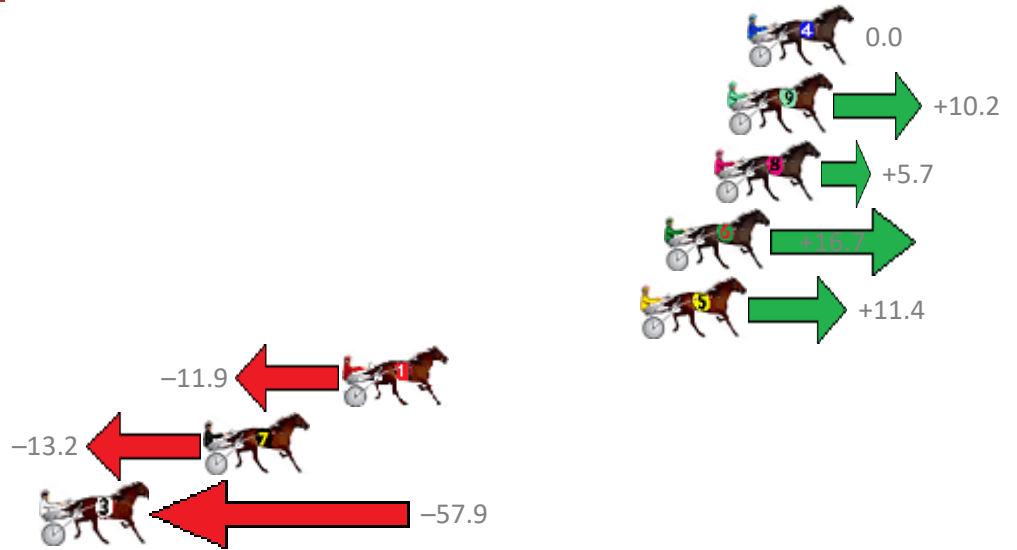
# Redcliffe Race 1 Distance 1780m

Sunday, 23 February 2020

Gross Time: 2:09.60 MileRate: 1:57.20 LeadTime: 11.10s First Qtr: 29.90s Second Qtr: 31.00s Third Qtr: 28.80s Fourth Qtr: 28.80s

No Horse	Plc	Margin	Time	800Time (W)	400 Time (W)
4 DONNY JONES	1	0.0m	2:09.60	57.60s (0)	28.80s (0)
9 COURAGEOUS LEO	2	0.8m	2:09.66	56.87s (1)	28.32s (1)
8 BET IM SPECIAL	3	1.3m	2:09.69	57.19s (1)	28.65s (1)
6 TELL THE LINESMEN	4	3.3m	2:09.84	56.40s (1)	28.07s (2)
5 LIFES BLACK	5	4.2m	2:09.90	56.78s (1)	28.45s (2)
1 PRECIOUS CULLEN	6	16.1m	2:10.76	58.46s (0)	29.61s (0)
7 THE GUN ROCKSTAR	7	21.6m	2:11.16	58.55s (0)	29.61s (0)
3 KARLOO MAC	8	60.7m	2:13.97	61.77s (1)	31.79s (0)

## Finish Position and metres gained from 800m



Sectionals  
Powered by



Home of Australian Harness Sectionals

Get your sectionals delivered to your inbox daily

Check out [www.pjdata.com.au](http://www.pjdata.com.au)



The Racing Queensland Board (trading as Racing Queensland) and provider are not responsible for the completeness or accuracy of any of the information contained herein, and makes no representations about its suitability for any purpose.

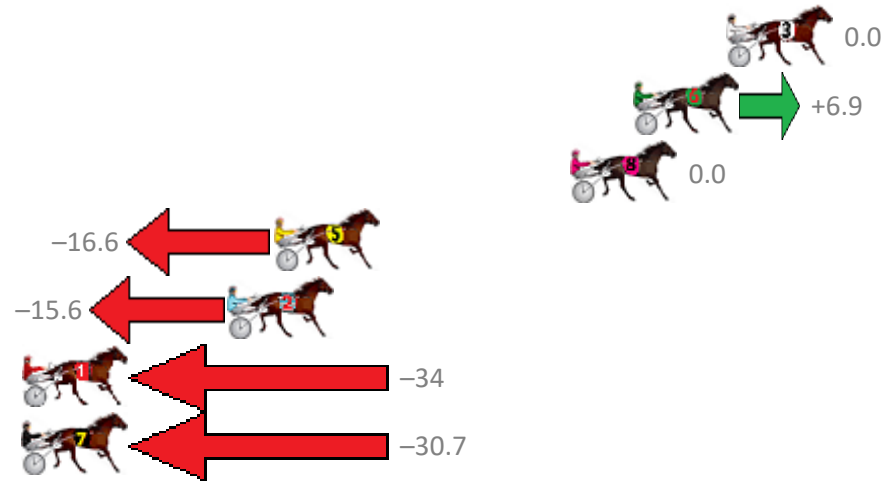
# Redcliffe Race 2 Distance 2040m

Sunday, 23 February 2020

Gross Time: 2:31.10 MileRate: 1:59.20 LeadTime: 31.00s First Qtr: 31.00s Second Qtr: 30.10s Third Qtr: 29.10s Fourth Qtr: 29.90s

No Horse	Plc	Margin	Time	800Time (W)	400 Time (W)
3 CC JONES	1	0.0m	2:31.10	59.00s (0)	29.90s (0)
6 MYBELLA ROSE	2	3.7m	2:31.38	58.49s (1)	29.16s (2)
8 MONTANA NIGHTS	3	6.2m	2:31.56	59.00s (1)	29.71s (2)
5 BETTING BARON	4	18.0m	2:32.45	60.22s (1)	30.83s (1)
2 TELL THE FUTURE	5	19.8m	2:32.58	60.15s (0)	30.93s (0)
1 ONYAJANS	6	42.5m	2:34.28	61.49s (0)	32.09s (0)
7 MERRYWOOD PEARL	7	43.7m	2:34.37	61.26s (0)	31.85s (0)

Finish Position and metres gained from 800m



Sectionals  
Powered by



Home of Australian Harness Sectionals

Get your sectionals delivered to your inbox daily

Check out [www.pjdata.com.au](http://www.pjdata.com.au)



The Racing Queensland Board (trading as Racing Queensland) and provider are not responsible for the completeness or accuracy of any of the information contained herein, and makes no representations about its suitability for any purpose.

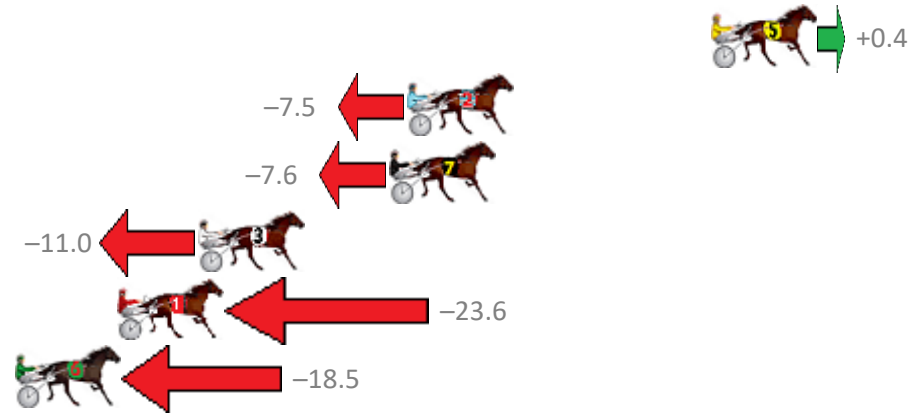
# Redcliffe Race 3 Distance 2040m

Sunday, 23 February 2020

Gross Time: 2:30.10 MileRate: 1:58.40 LeadTime: 31.70s First Qtr: 30.40s Second Qtr: 30.10s Third Qtr: 29.00s Fourth Qtr: 28.90s

No Horse	Plc	Margin	Time	800Time (W)	400 Time (W)
5 DOLLARBILL	1	0.0m	2:30.10	57.87s (1)	28.90s (1)
2 OUR PEPPERJACK	2	12.1m	2:30.97	58.44s (1)	29.37s (1)
7 HAVANA MOON	3	12.8m	2:31.02	58.45s (0)	29.30s (0)
3 RANFURLY RULZ	4	20.4m	2:31.57	58.70s (0)	29.55s (0)
1 BURMACH	5	23.6m	2:31.81	59.61s (0)	30.42s (0)
6 GRIZZLY MONTANA	6	27.7m	2:32.10	59.24s (1)	30.02s (1)

Finish Position and metres gained from 800m



Sectionals  
Powered by



Home of Australian Harness Sectionals

Get your sectionals delivered to your inbox daily

Check out [www.pjdata.com.au](http://www.pjdata.com.au)



The Racing Queensland Board (trading as Racing Queensland) and provider are not responsible for the completeness or accuracy of any of the information contained herein, and makes no representations about its suitability for any purpose.

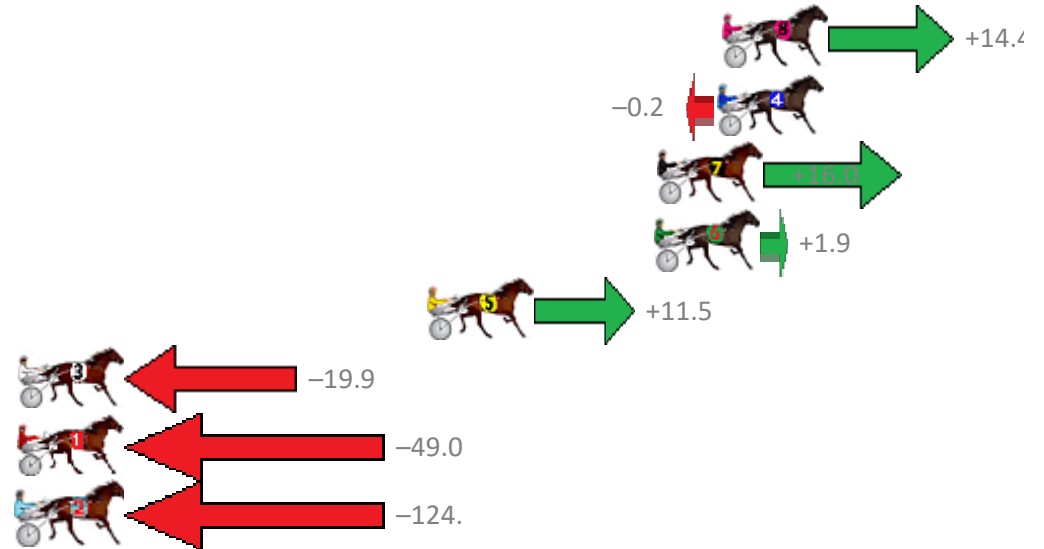
# Redcliffe Race 4 Distance 1780m

Sunday, 23 February 2020

Gross Time: 2:14.40 MileRate: 2:01.50 LeadTime: 11.60s First Qtr: 30.60s Second Qtr: 32.10s Third Qtr: 29.40s Fourth Qtr: 30.70s

No Horse	Plc	Margin	Time	800Time (W)	400 Time (W)
8 DARTESIAN	1	0.0m	2:14.40	59.02s (1)	29.95s (1)
4 TULHURST KATE	2	0.2m	2:14.42	60.12s (0)	30.72s (0)
7 CHEYENNE AUTUMN	3	2.6m	2:14.60	58.90s (1)	29.93s (2)
6 KID CALVERT	4	2.7m	2:14.61	59.96s (1)	30.52s (0)
5 ITS YOU NOT ME	5	11.7m	2:15.30	59.24s (1)	30.11s (2)
3 RAYONG PRINCESS	6	29.9m	2:16.69	61.59s (1)	31.52s (1)
1 MYRTLE BEACH	7	60.0m	2:19.00	63.78s (0)	33.59s (0)
2 HURRIKANE SPECIAL	8	129.6m	2:24.35	69.43s (0)	39.28s (0)

Finish Position and metres gained from 800m



Sectionals  
Powered by



Home of Australian Harness Sectionals

Get your sectionals delivered to your inbox daily

Check out [www.pjdata.com.au](http://www.pjdata.com.au)



The Racing Queensland Board (trading as Racing Queensland) and provider are not responsible for the completeness or accuracy of any of the information contained herein, and makes no representations about its suitability for any purpose.

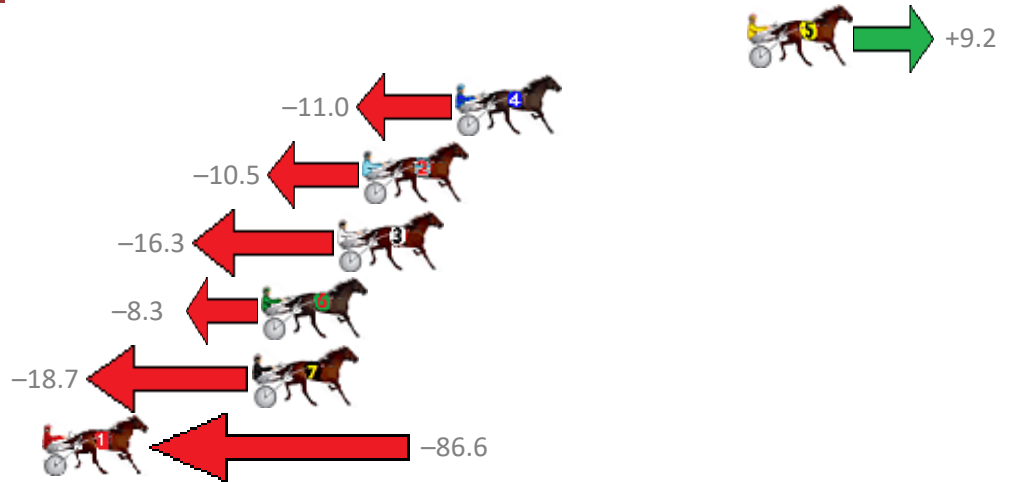
# Redcliffe Race 5 Distance 1780m

Sunday, 23 February 2020

Gross Time: 2:12.70 MileRate: 2:00.00 LeadTime: 11.30s First Qtr: 30.80s Second Qtr: 31.00s Third Qtr: 29.70s Fourth Qtr: 29.90s

No Horse	Plc	Margin	Time	800Time (W)	400 Time (W)
5 BUKTHSYSTEM	1	0.0m	2:12.70	58.91s (1)	29.47s (1)
4 GIGANTIC JASPER	2	11.6m	2:13.57	60.42s (1)	30.72s (1)
2 CANNAN	3	15.3m	2:13.84	60.38s (1)	30.64s (0)
3 GRINYDONTCHA	4	16.3m	2:13.92	60.81s (0)	31.12s (0)
6 MAGHERA MAGGIE	5	19.3m	2:14.14	60.22s (0)	30.28s (1)
7 WEASEL	6	19.7m	2:14.17	60.99s (2)	31.06s (2)
1 PONOVER	7	92.0m	2:19.58	66.05s (0)	35.73s (0)

Finish Position and metres gained from 800m



Sectionals  
Powered by



Home of Australian Harness Sectionals

Get your sectionals delivered to your inbox daily

Check out [www.pjdata.com.au](http://www.pjdata.com.au)



The Racing Queensland Board (trading as Racing Queensland) and provider are not responsible for the completeness or accuracy of any of the information contained herein, and makes no representations about its suitability for any purpose.

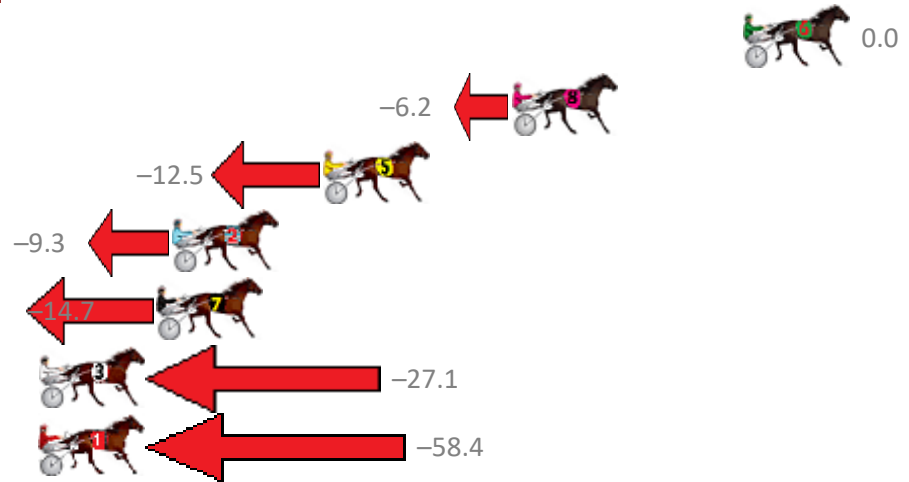
# Redcliffe Race 6 Distance 1780m

Sunday, 23 February 2020

Gross Time: 2:13.30 MileRate: 2:00.50 LeadTime: 11.60s First Qtr: 30.60s Second Qtr: 31.50s Third Qtr: 29.20s Fourth Qtr: 30.40s

No Horse	Plc	Margin	Time	800Time (W)	400 Time (W)
6 IM BATMAN	1	0.0m	2:13.30	59.60s (0)	30.40s (0)
8 WRITEABOUTCHELSEA	2	9.2m	2:14.00	60.06s (1)	30.81s (1)
5 REDDY FIRE	3	16.7m	2:14.57	60.53s (0)	30.83s (0)
2 PERFECT FEELING	4	22.7m	2:15.03	60.29s (0)	30.71s (0)
7 WECANONLYHOPE	5	23.3m	2:15.07	60.70s (0)	30.99s (1)
3 MANOFLISA	6	34.5m	2:15.92	61.62s (1)	31.44s (1)
1 IDIOTS DREAM	7	108.4m	2:21.54	63.95s (0)	32.94s (0)

Finish Position and metres gained from 800m



Sectionals  
Powered by



Home of Australian Harness Sectionals

Get your sectionals delivered to your inbox daily

Check out [www.pjdata.com.au](http://www.pjdata.com.au)



The Racing Queensland Board (trading as Racing Queensland) and provider are not responsible for the completeness or accuracy of any of the information contained herein, and makes no representations about its suitability for any purpose.

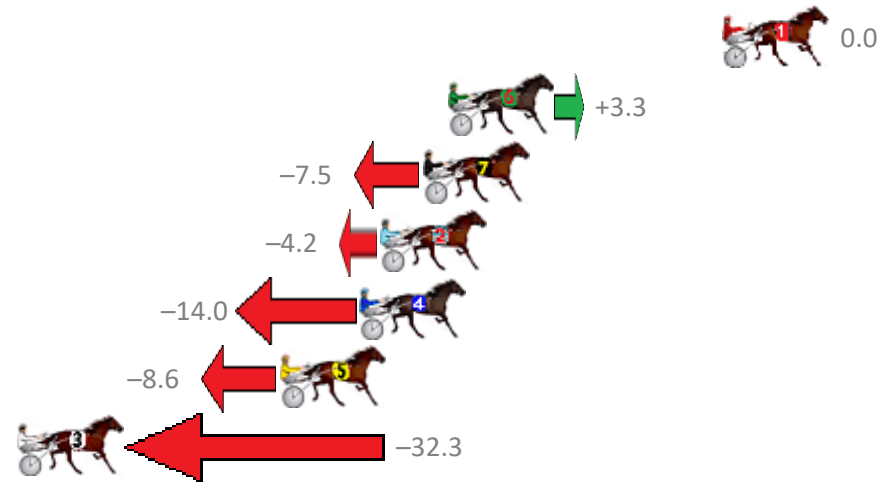
# Redcliffe Race 7 Distance 1780m

Sunday, 23 February 2020

Gross Time: 2:12.90 MileRate: 2:00.20 LeadTime: 11.40s First Qtr: 30.90s Second Qtr: 31.60s Third Qtr: 29.20s Fourth Qtr: 29.80s

No Horse	Plc	Margin	Time	800Time (W)	400 Time (W)
1 AUNTY BESSY	1	0.0m	2:12.90	59.00s (0)	29.80s (0)
6 MONTANA EXPRESS	2	10.9m	2:13.71	58.76s (1)	29.63s (2)
7 A ROCKNROLL LEGACY	3	11.9m	2:13.79	59.55s (0)	30.30s (0)
2 ELSIES GIRL	4	13.6m	2:13.91	59.31s (1)	30.16s (1)
4 WHATA REACTOR	5	14.4m	2:13.97	60.03s (1)	30.74s (1)
5 INCITER	6	17.6m	2:14.21	59.63s (0)	30.37s (0)
3 OUR CHAMPION	7	37.3m	2:15.68	61.38s (1)	31.52s (1)

Finish Position and metres gained from 800m



Sectionals  
Powered by



Home of Australian Harness Sectionals

Get your sectionals delivered to your inbox daily

Check out [www.pjdata.com.au](http://www.pjdata.com.au)



The Racing Queensland Board (trading as Racing Queensland) and provider are not responsible for the completeness or accuracy of any of the information contained herein, and makes no representations about its suitability for any purpose.