


Albion Park Race 1 Distance 1660m

Tuesday, 18 February 2020

Gross Time: 2:01.90 MileRate: 1:58.20 LeadTime: 3.40s First Qtr: 27.80s Second Qtr: 32.30s Third Qtr: 29.90s Fourth Qtr: 28.50s

No Horse	Plc	Margin	Time	800Time (W)	400 Time (W)
4 OUTA THE BLUE	1	0.0m	2:01.90	57.49s (1)	27.99s (1)
1 STOKER ACE	2	1.2m	2:01.99	57.93s (1)	28.41s (1)
2 TORQUE IN CONTROL	3	8.6m	2:02.51	58.72s (0)	28.81s (0)
3 BAILEYS WITH LEGS	4	10.9m	2:02.68	59.20s (0)	29.28s (0)
5 TYPHOON TORQUE	5	13.5m	2:02.86	58.44s (0)	28.79s (0)

Finish Position and metres gained from 800m



Sectionals
Powered by



Home of Australian Harness Sectionals

Get your sectionals delivered to your inbox daily

Check out www.pjdata.com.au



The Racing Queensland Board (trading as Racing Queensland) and provider are not responsible for the completeness or accuracy of any of the information contained herein, and makes no representations about its suitability for any purpose.

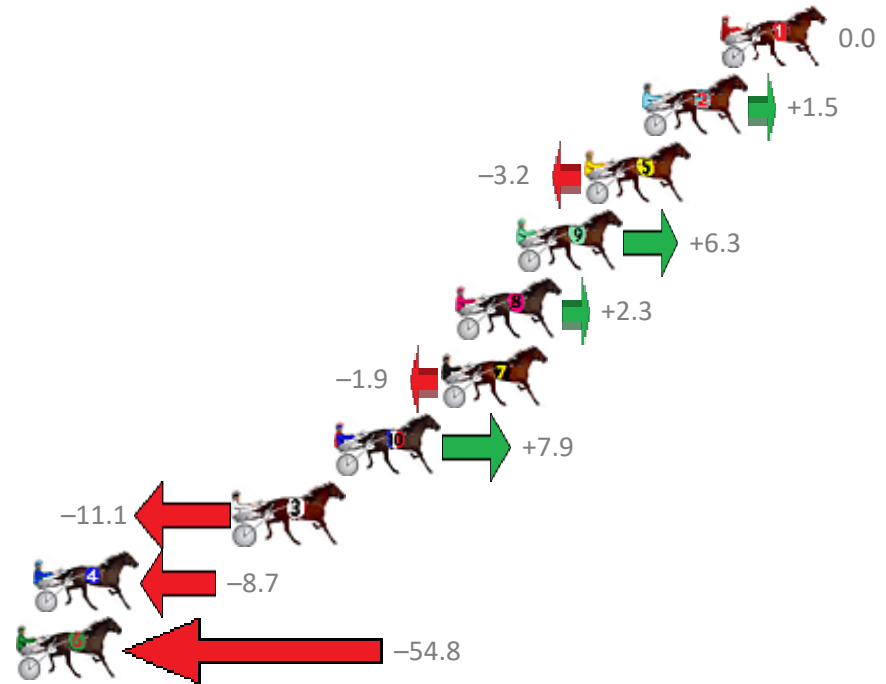
Albion Park Race 2 Distance 2138m

Tuesday, 18 February 2020

Gross Time: 2:41.50 MileRate: 2:01.50 LeadTime: 42.10s First Qtr: 31.10s Second Qtr: 30.80s Third Qtr: 28.30s Fourth Qtr: 29.20s

No	Horse	Plc	Margin	Time	800Time (W)	400 Time (W)
1	MONORAIL	1	0.0m	2:41.50	57.50s (0)	29.20s (0)
2	MELPARK MAGIC	2	3.1m	2:41.73	57.39s (0)	29.05s (0)
5	HEART OF CHANGE	3	5.4m	2:41.89	57.73s (1)	29.26s (1)
9	LAVROS TEXAS	4	8.1m	2:42.09	57.05s (0)	28.75s (2)
8	REIGN ON ME	5	10.5m	2:42.27	57.33s (1)	29.41s (2)
7	MELPARK ROYAL SON	6	11.1m	2:42.31	57.64s (0)	29.22s (0)
10	NORTHERN MUSCLE	7	15.3m	2:42.62	56.93s (1)	28.49s (1)
3	LANSBURY	8	19.3m	2:42.91	58.30s (1)	29.59s (1)
4	HELLBOUND	9	27.3m	2:43.49	58.13s (1)	29.76s (0)
6	GARLAND GREENE	10	104.8m	2:49.15	61.44s (0)	32.11s (0)

Finish Position and metres gained from 800m



Sectionals
Powered by



Home of Australian Harness Sectionals

Get your sectionals delivered to your inbox daily

Check out www.pjdata.com.au



The Racing Queensland Board (trading as Racing Queensland) and provider are not responsible for the completeness or accuracy of any of the information contained herein, and makes no representations about its suitability for any purpose.

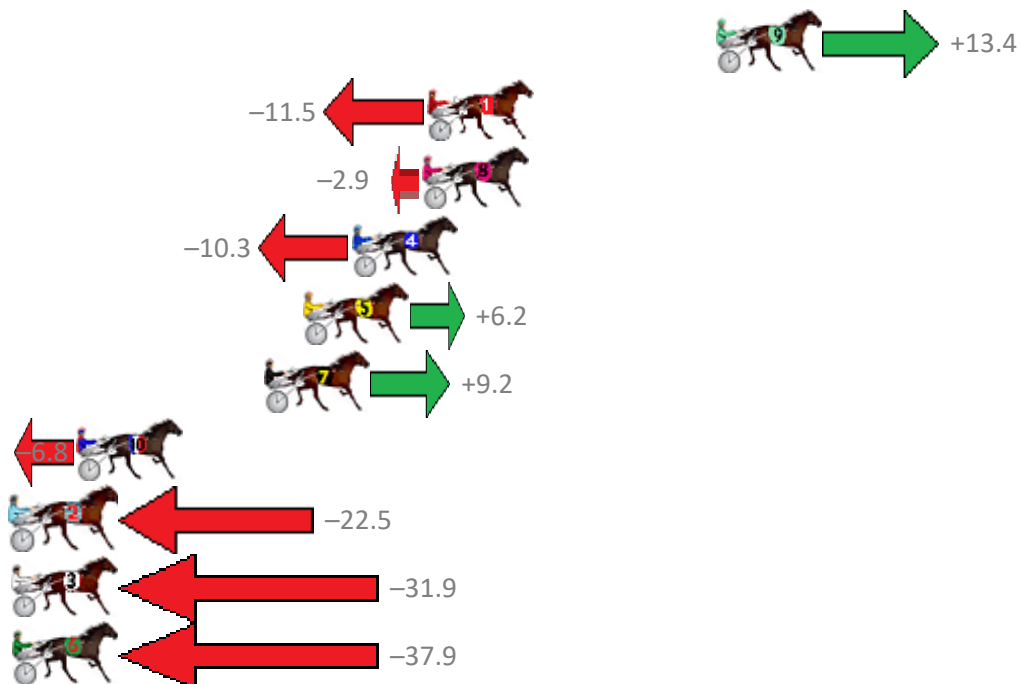
Albion Park Race 3 Distance 2138m

Tuesday, 18 February 2020

Gross Time: 2:30.90 MileRate: 1:53.60 LeadTime: 36.10s First Qtr: 29.10s Second Qtr: 29.00s Third Qtr: 28.10s Fourth Qtr: 28.60s

No Horse	Plc	Margin	Time	800Time (W)	400 Time (W)
9 JOHNNY WHITE	1	0.0m	2:30.90	55.75s (1)	28.41s (1)
1 LUCKY UNLUCKY	2	11.5m	2:31.72	57.52s (0)	29.42s (0)
8 BUMPER	3	11.7m	2:31.74	56.91s (0)	28.72s (0)
4 JEROSH	4	14.5m	2:31.94	57.43s (0)	29.29s (0)
5 COOL SCOOTER	5	16.4m	2:32.07	56.26s (1)	28.50s (2)
7 TORI MAY	6	18.0m	2:32.19	56.05s (1)	29.14s (2)
10 GASMONKEY	7	25.4m	2:32.72	57.18s (1)	29.03s (1)
2 WEE JIMMY	8	31.9m	2:33.18	58.29s (1)	29.91s (1)
3 ROCKNROLL CLASSIC	9	36.5m	2:33.51	58.96s (1)	30.55s (1)
6 ELMAUR JOY	10	51.3m	2:34.57	59.39s (0)	30.91s (0)

Finish Position and metres gained from 800m



Sectionals
Powered by



Home of Australian Harness Sectionals

Get your sectionals delivered to your inbox daily

Check out www.pjdata.com.au



The Racing Queensland Board (trading as Racing Queensland) and provider are not responsible for the completeness or accuracy of any of the information contained herein, and makes no representations about its suitability for any purpose.


Albion Park Race 4 Distance 1660m

Tuesday, 18 February 2020

Gross Time: 1:56.60 MileRate: 1:53.00 LeadTime: 3.40s First Qtr: 25.90s Second Qtr: 30.50s Third Qtr: 27.70s Fourth Qtr: 29.10s

No Horse	Plc	Margin	Time	800Time (W)	400 Time (W)
12 STREET APPEAL	1	0.0m	1:56.60	55.29s (2)	28.55s (2)
10 HIGH ON MONTANA	2	0.8m	1:56.66	56.67s (1)	28.90s (1)
7 DATALDO	3	1.3m	1:56.69	56.89s (0)	29.19s (0)
3 DASHING HANNAH	4	2.7m	1:56.80	56.68s (0)	28.96s (0)
4 LEFT A HURRIKANE	5	3.2m	1:56.83	56.50s (1)	28.74s (1)
1 MAYWYNS JEWEL	6	5.8m	1:57.02	56.53s (0)	28.88s (0)
11 ANOTHER STATEMENT	7	15.0m	1:57.69	56.60s (1)	28.84s (1)
9 KOTARE ELITE	8	24.4m	1:58.38	57.67s (1)	29.84s (1)
6 HEADWIN	9	25.2m	1:58.43	56.32s (0)	28.75s (1)
2 WHATA REACTOR	10	26.1m	1:58.50	57.66s (0)	29.65s (0)
8 SIXPENNY RED	11	64.7m	2:01.31	60.00s (0)	31.33s (0)
5 REMEMBER ME NOW	12	173.1m	2:09.19	66.75s (1)	38.64s (1)

Finish Position and metres gained from 800m



Sectionals
Powered by



Home of Australian Harness Sectionals

Get your sectionals delivered to your inbox daily

Check out www.pjdata.com.au



The Racing Queensland Board (trading as Racing Queensland) and provider are not responsible for the completeness or accuracy of any of the information contained herein, and makes no representations about its suitability for any purpose.

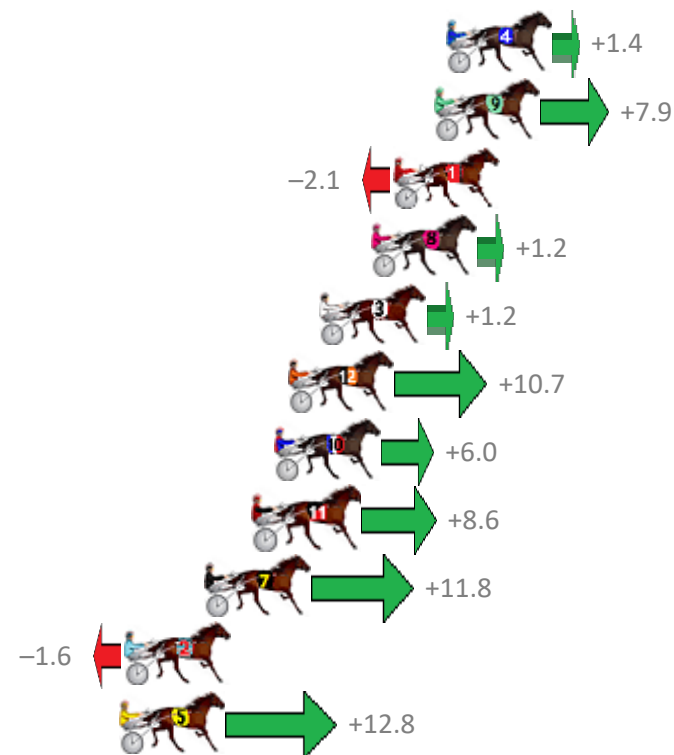
Albion Park Race 5 Distance 1660m

Tuesday, 18 February 2020

Gross Time: 1:58.00 MileRate: 1:54.40 LeadTime: 3.40s First Qtr: 27.80s Second Qtr: 31.20s Third Qtr: 27.70s Fourth Qtr: 27.90s

No Horse	Plc	Margin	Time	800Time (W)	400 Time (W)
4 LEFT A TERROR	1	0.0m	1:58.00	55.50s (1)	27.70s (1)
9 NEWPORT DREAMZ	2	0.5m	1:58.03	55.05s (0)	27.29s (0)
1 WILL THE WIZARD	3	2.1m	1:58.15	55.75s (0)	28.05s (0)
8 ETERNAL PROMISE	4	3.0m	1:58.21	55.52s (0)	27.79s (0)
3 FEEL LIKE DANCIN	5	5.0m	1:58.35	55.52s (1)	27.73s (1)
12 JUSTA DALE	6	6.3m	1:58.44	54.86s (0)	27.07s (0)
10 OUR MEMPHIS MAC	7	6.8m	1:58.47	55.18s (0)	27.40s (0)
11 ZARAS ALL GOOD	8	7.6m	1:58.53	55.00s (1)	27.34s (2)
7 IFOUNDTHEBEACH	9	9.6m	1:58.67	54.78s (1)	27.15s (2)
2 MISTER DECORUM	10	12.8m	1:58.89	55.71s (1)	27.93s (1)
5 THE DOORMAN	11	13.0m	1:58.91	54.71s (1)	27.09s (2)

Finish Position and metres gained from 800m



Sectionals
Powered by



Home of Australian Harness Sectionals

Get your sectionals delivered to your inbox daily

Check out www.pjdata.com.au



The Racing Queensland Board (trading as Racing Queensland) and provider are not responsible for the completeness or accuracy of any of the information contained herein, and makes no representations about its suitability for any purpose.

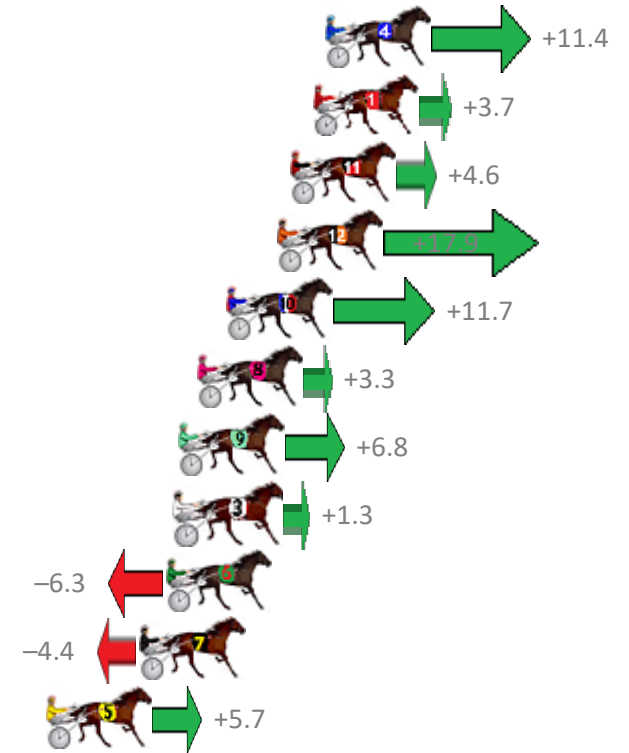
Albion Park Race 6 Distance 1660m

Tuesday, 18 February 2020

Gross Time: 1:56.30 MileRate: 1:52.80 LeadTime: 3.30s First Qtr: 26.60s Second Qtr: 29.60s Third Qtr: 27.80s Fourth Qtr: 29.00s

No Horse	Plc	Margin	Time	800Time (W)	400 Time (W)
4 SUBTLE DELIGHT	1	0.0m	1:56.30	55.99s (1)	28.00s (1)
1 BEAU CISHLOM	2	0.5m	1:56.34	56.54s (0)	28.72s (0)
11 MACEY JAYDE	3	1.4m	1:56.40	56.47s (2)	29.10s (1)
12 EH EF EL	4	1.9m	1:56.44	55.53s (1)	27.80s (1)
10 VINNY CHASE	5	3.9m	1:56.58	55.97s (1)	27.17s (1)
8 DIVAS DELIGHT	6	5.1m	1:56.67	56.57s (0)	28.72s (0)
9 GOONLY	7	5.8m	1:56.72	56.32s (0)	28.36s (0)
3 FIOKI	8	5.9m	1:56.73	56.71s (1)	28.76s (1)
6 PLATINUM ROULETTE	9	6.3m	1:56.76	57.25s (0)	29.46s (0)
7 CLARRY	10	7.4m	1:56.84	57.11s (1)	29.16s (1)
5 SOMWHEREOVARAINB	11	11.1m	1:57.10	56.40s (0)	28.24s (0)

Finish Position and metres gained from 800m



Sectionals
Powered by



Home of Australian Harness Sectionals

Get your sectionals delivered to your inbox daily

Check out www.pjdata.com.au



The Racing Queensland Board (trading as Racing Queensland) and provider are not responsible for the completeness or accuracy of any of the information contained herein, and makes no representations about its suitability for any purpose.