

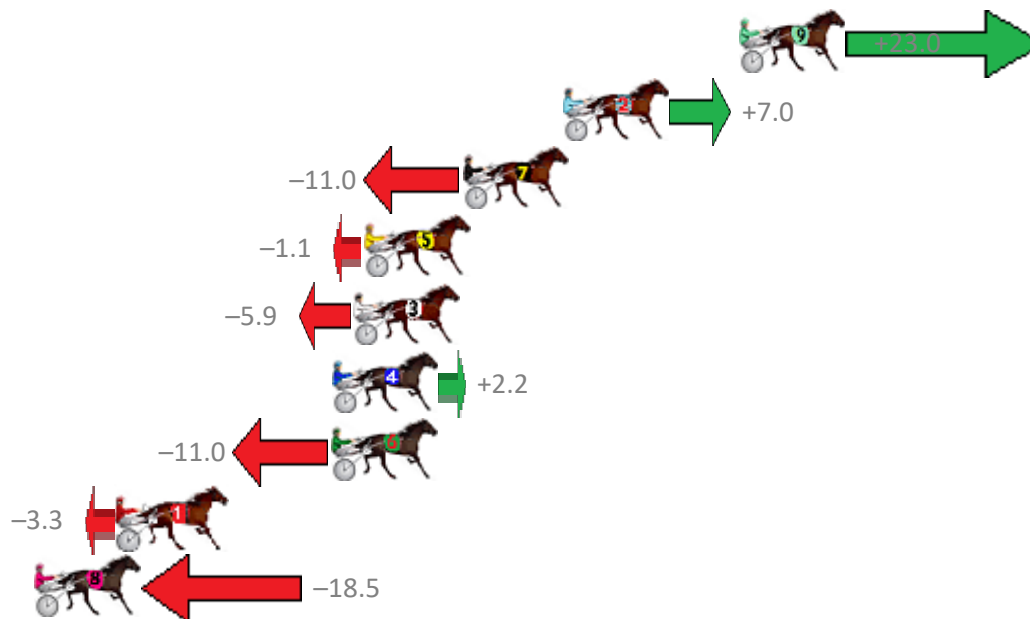
Albion Park Race 1 Distance 2138m

Tuesday, 11 February 2020

Gross Time: 2:44.20 MileRate: 2:01.90 LeadTime: 42.90s First Qtr: 32.20s Second Qtr: 29.20s Third Qtr: 29.90s Fourth Qtr: 30.00s

No Horse	Plc	Margin	Time	800Time (W)	400 Time (W)
9 REIGN ON ME	1	0.0m	2:44.20	58.18s (1)	28.75s (2)
2 ZOOMALONG JOHNNY	2	7.0m	2:44.72	59.38s (0)	29.34s (1)
7 DOWN UNDER RORS	3	11.0m	2:45.02	60.72s (0)	30.81s (0)
5 CLOVER LOU	4	14.9m	2:45.32	59.98s (1)	30.38s (1)
3 BOURBONON THEROCK	5	15.3m	2:45.35	60.34s (0)	30.14s (0)
4 NORAHS FLING	6	16.2m	2:45.41	59.74s (1)	30.28s (2)
6 DAY TOURER	7	16.2m	2:45.41	60.72s (0)	30.56s (0)
1 EL SWAVO	8	24.7m	2:46.05	60.15s (0)	30.31s (0)
8 IS SOMETHING BURNIN	9	68.5m	2:49.34	61.29s (0)	30.64s (0)

Finish Position and metres gained from 800m



Sectionals
Powered by



Home of Australian Harness Sectionals

Get your sectionals delivered to your inbox daily

Check out www.pjdata.com.au



The Racing Queensland Board (trading as Racing Queensland) and provider are not responsible for the completeness or accuracy of any of the information contained herein, and makes no representations about its suitability for any purpose.

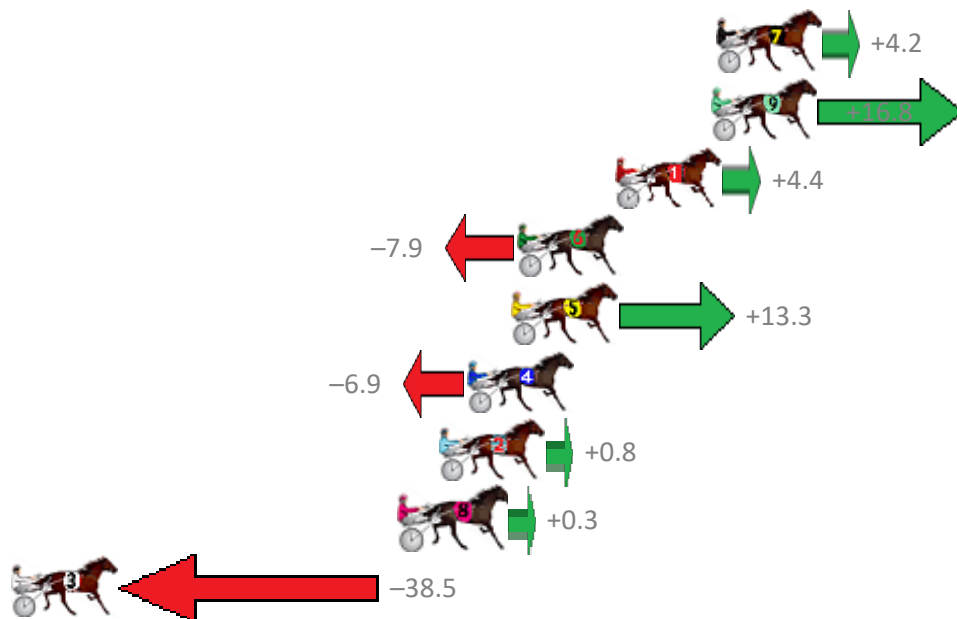
Albion Park Race 2 Distance 1660m

Tuesday, 11 February 2020

Gross Time: 2:02.20 MileRate: 1:58.50 LeadTime: 3.40s First Qtr: 28.20s Second Qtr: 30.80s Third Qtr: 30.40s Fourth Qtr: 29.40s

No Horse	Plc	Margin	Time	800Time (W)	400 Time (W)
7 ONLYSBEST	1	0.0m	2:02.20	59.49s (0)	29.08s (0)
9 OUTA THE BLUE	2	0.2m	2:02.21	58.54s (1)	28.39s (2)
1 STOKER ACE	3	4.0m	2:02.49	59.47s (0)	29.03s (0)
6 BAILEYS WITH LEGS	4	7.9m	2:02.78	60.39s (0)	29.98s (0)
5 TORQUE IN CONTROL	5	8.1m	2:02.80	58.81s (1)	29.47s (2)
4 TYPHOON TORQUE	6	9.9m	2:02.93	60.32s (1)	30.11s (1)
2 NONE GRATER	7	11.0m	2:03.01	59.74s (1)	29.43s (1)
8 TANCALTRA LIS	8	12.5m	2:03.12	59.78s (0)	29.32s (0)
3 ONE HELLAVA PARTY	9	45.7m	2:05.56	62.68s (1)	32.29s (1)

Finish Position and metres gained from 800m



Sectionals
Powered by



Home of Australian Harness Sectionals

Get your sectionals delivered to your inbox daily

Check out www.pjdata.com.au



The Racing Queensland Board (trading as Racing Queensland) and provider are not responsible for the completeness or accuracy of any of the information contained herein, and makes no representations about its suitability for any purpose.

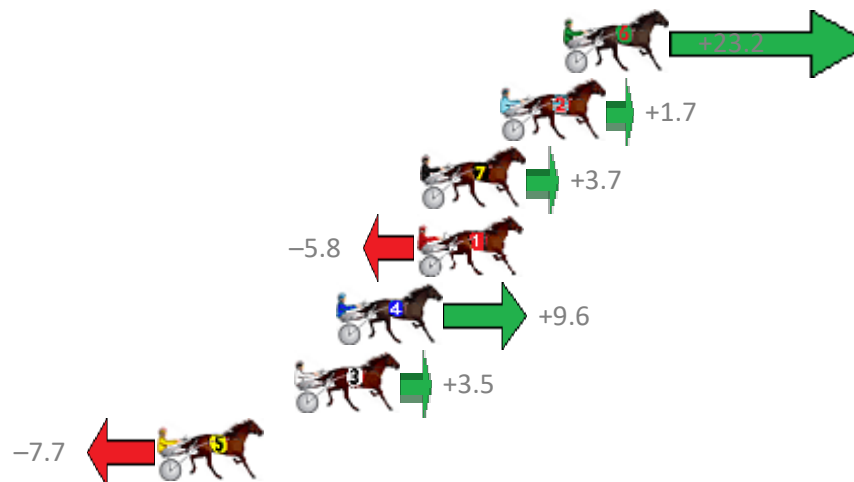
Albion Park Race 3 Distance 2138m

Tuesday, 11 February 2020

Gross Time: 2:33.80 MileRate: 1:55.80 LeadTime: 38.00s First Qtr: 30.00s Second Qtr: 29.50s Third Qtr: 28.00s Fourth Qtr: 28.30s

No Horse	Plc	Margin	Time	800Time (W)	400 Time (W)
6 BIG BANG LEONARD	1	0.0m	2:33.80	54.67s (1)	27.38s (2)
2 CLARRY	2	2.5m	2:33.98	56.18s (0)	28.18s (0)
7 SOLE AMBITION	3	5.7m	2:34.20	56.04s (1)	28.49s (1)
1 PARISIAN ROCKSTAR	4	5.8m	2:34.21	56.71s (0)	28.71s (0)
4 GOD SAKE	5	9.0m	2:34.44	55.62s (1)	28.33s (2)
3 ILLAWONG DREAMTIM	6	10.7m	2:34.56	56.05s (1)	28.49s (1)
5 GOTTA MOMENT	7	16.1m	2:34.94	56.84s (0)	28.83s (0)

Finish Position and metres gained from 800m



Sectionals
Powered by



Home of Australian Harness Sectionals

Get your sectionals delivered to your inbox daily

Check out www.pjdata.com.au



The Racing Queensland Board (trading as Racing Queensland) and provider are not responsible for the completeness or accuracy of any of the information contained herein, and makes no representations about its suitability for any purpose.

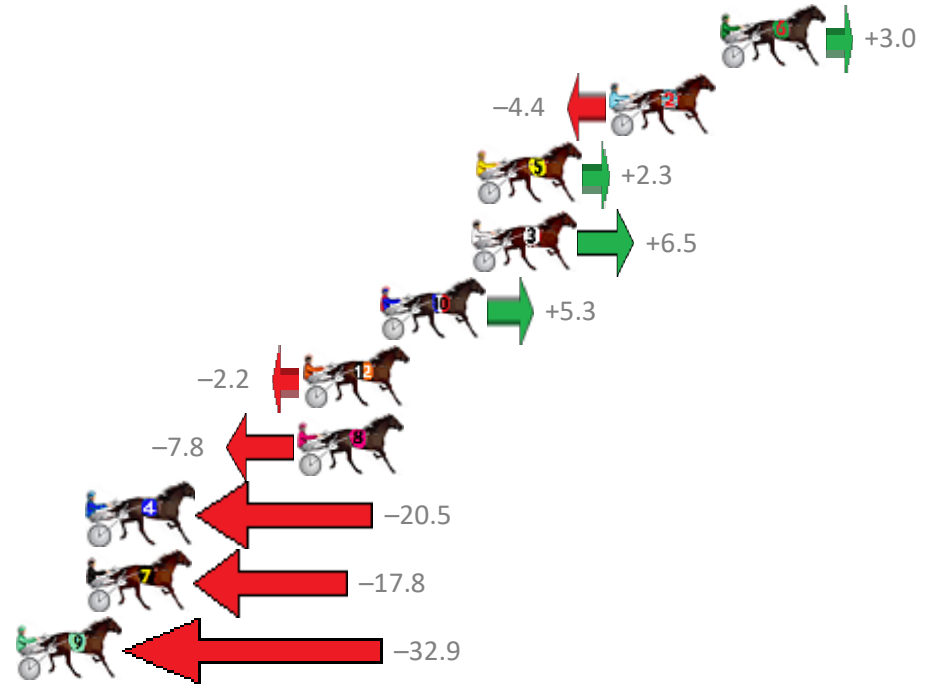
Albion Park Race 4 Distance 1660m

Tuesday, 11 February 2020

Gross Time: 1:59.10 MileRate: 1:55.50 LeadTime: 3.30s First Qtr: 27.50s Second Qtr: 30.80s Third Qtr: 28.20s Fourth Qtr: 29.30s

No Horse	Plc	Margin	Time	800Time (W)	400 Time (W)
6 HIGH ON MONTANA	1	0.0m	1:59.10	57.28s (1)	29.30s (1)
2 IFYOUBELIEVE	2	4.4m	1:59.42	57.82s (0)	29.61s (0)
5 JUST ONE GOOD ONE	3	9.7m	1:59.81	57.33s (1)	28.65s (1)
3 ALL GOOD WALLY	4	9.9m	1:59.83	57.03s (1)	28.34s (1)
10 OASIS DREAM	5	13.5m	2:00.09	57.12s (2)	29.09s (2)
12 WHATA REACTOR	6	16.6m	2:00.32	57.66s (0)	29.07s (0)
8 LEFT A HURRIKANE	7	16.8m	2:00.33	58.06s (0)	29.39s (0)
4 REDDY FIRE	8	25.1m	2:00.94	58.97s (0)	30.30s (0)
7 TIGES APPRENTICE	9	25.2m	2:00.95	58.78s (1)	30.09s (1)
9 RAINBOW STYLING	10	53.7m	2:03.03	59.86s (1)	31.23s (1)

Finish Position and metres gained from 800m



Sectionals
Powered by



Home of Australian Harness Sectionals

Get your sectionals delivered to your inbox daily

Check out www.pjdata.com.au



The Racing Queensland Board (trading as Racing Queensland) and provider are not responsible for the completeness or accuracy of any of the information contained herein, and makes no representations about its suitability for any purpose.

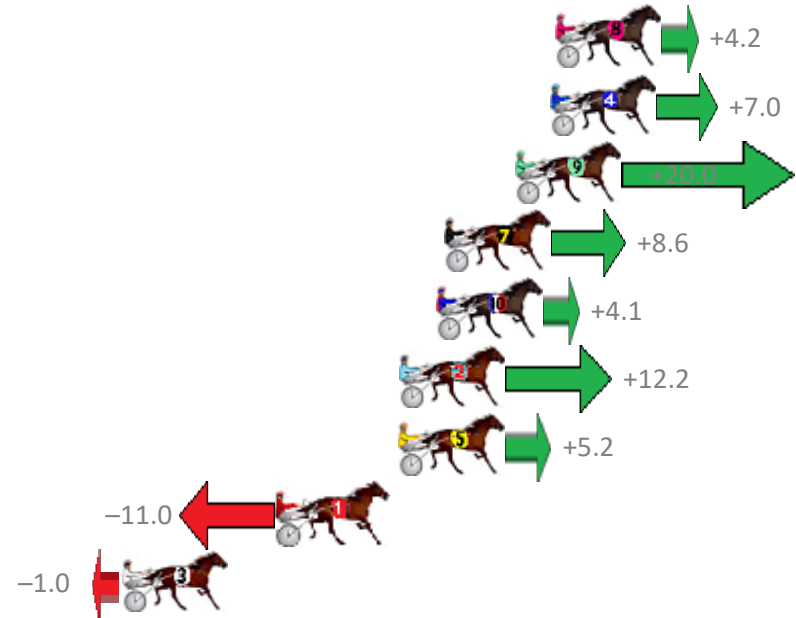
Albion Park Race 5 Distance 2138m

Tuesday, 11 February 2020

Gross Time: 2:34.60 MileRate: 1:56.40 LeadTime: 37.70s First Qtr: 29.80s Second Qtr: 29.00s Third Qtr: 29.00s Fourth Qtr: 29.10s

No Horse	Plc	Margin	Time	800Time (W)	400 Time (W)
8 MILLWOOD TILLY	1	0.0m	2:34.60	57.79s (0)	28.78s (0)
4 JAMIES BAD BOY	2	0.2m	2:34.61	57.59s (1)	28.87s (1)
9 ETERNAL PROMISE	3	1.6m	2:34.72	56.65s (1)	28.01s (2)
7 NEWPORT DREAMZ	4	4.4m	2:34.92	57.48s (0)	28.37s (0)
10 ZARAS ALL GOOD	5	4.7m	2:34.94	57.80s (0)	28.76s (0)
2 STREET APPEAL	6	6.2m	2:35.05	57.21s (0)	28.20s (0)
5 WILL THE WIZARD	7	6.2m	2:35.05	57.72s (1)	29.00s (1)
1 OUR FRIEND	8	11.0m	2:35.40	58.90s (0)	29.90s (0)
3 TARGARYEN HANOVER	9	17.2m	2:35.85	58.17s (1)	29.39s (1)

Finish Position and metres gained from 800m



Sectionals
Powered by



Home of Australian Harness Sectionals

Get your sectionals delivered to your inbox daily

Check out www.pjdata.com.au



The Racing Queensland Board (trading as Racing Queensland) and provider are not responsible for the completeness or accuracy of any of the information contained herein, and makes no representations about its suitability for any purpose.

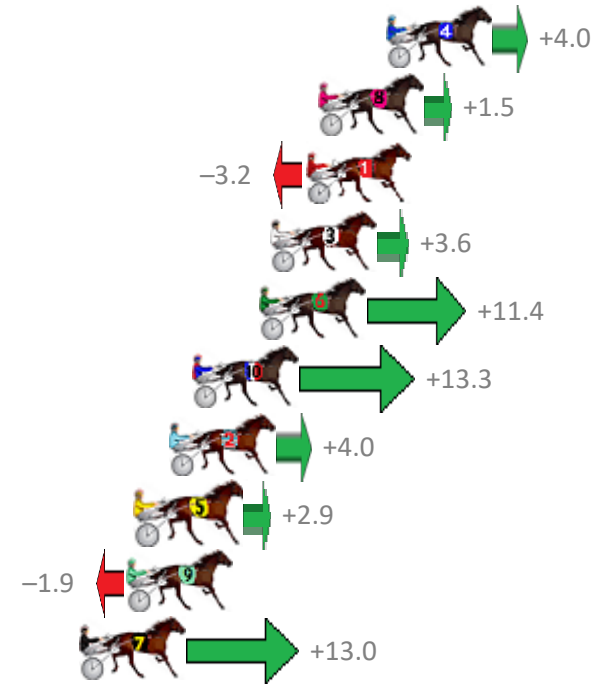
Albion Park Race 6 Distance 1660m

Tuesday, 11 February 2020

Gross Time: 1:57.60 MileRate: 1:54.00 LeadTime: 3.40s First Qtr: 28.50s Second Qtr: 29.60s Third Qtr: 27.70s Fourth Qtr: 28.40s

No Horse	Plc	Margin	Time	800Time (W)	400 Time (W)
4 SECRET JACK	1	0.0m	1:57.60	55.82s (1)	28.19s (1)
8 COMPLY OR DIE	2	2.7m	1:57.79	55.99s (0)	28.29s (0)
1 CRACKA STRIDE	3	3.2m	1:57.83	56.32s (0)	28.63s (0)
3 DIVAS DELIGHT	4	4.6m	1:57.93	55.85s (1)	28.22s (1)
6 PLATINUM ROULETTE	5	5.0m	1:57.96	55.30s (2)	28.02s (2)
10 INTRANSIT	6	7.7m	1:58.15	55.17s (2)	27.91s (3)
2 KETUT	7	8.6m	1:58.21	55.82s (1)	28.22s (1)
5 RUATO BAY	8	9.9m	1:58.30	55.90s (0)	28.17s (0)
9 THREO	9	10.3m	1:58.33	56.23s (0)	28.53s (0)
7 FIOKI	10	12.2m	1:58.47	55.19s (2)	27.90s (3)

Finish Position and metres gained from 800m



Sectionals
Powered by



Home of Australian Harness Sectionals

Get your sectionals delivered to your inbox daily

Check out www.pjdata.com.au



The Racing Queensland Board (trading as Racing Queensland) and provider are not responsible for the completeness or accuracy of any of the information contained herein, and makes no representations about its suitability for any purpose.

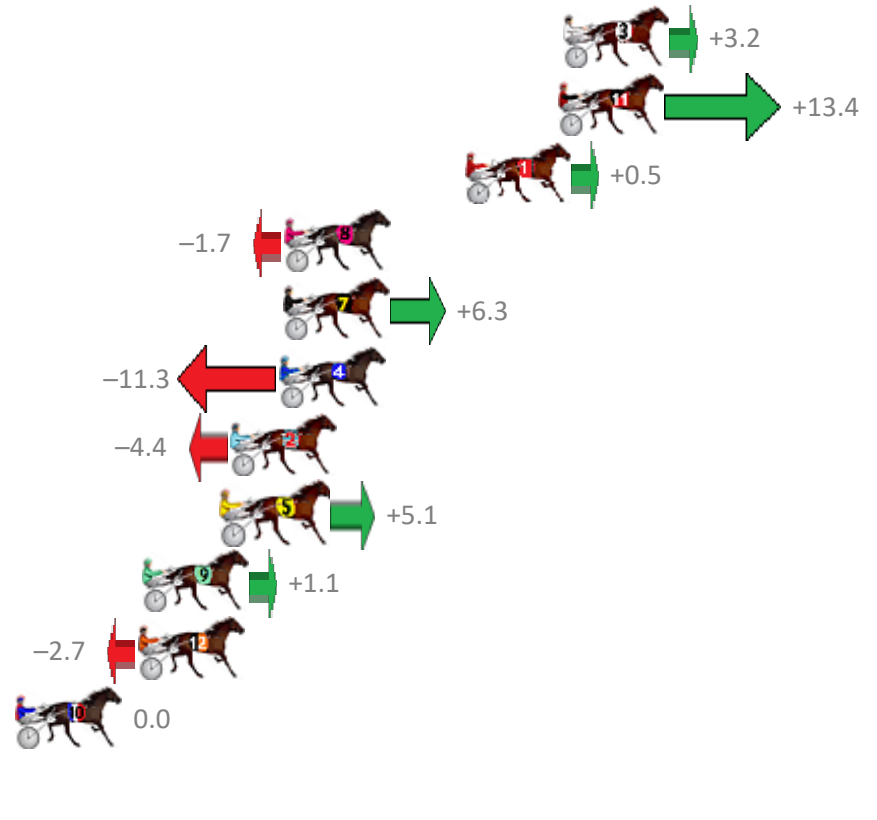
Albion Park Race 7 Distance 1660m

Tuesday, 11 February 2020

Gross Time: 1:57.70 MileRate: 1:54.10 LeadTime: 3.40s First Qtr: 27.10s Second Qtr: 30.80s Third Qtr: 28.00s Fourth Qtr: 28.40s

No Horse	Plc	Margin	Time	800Time (W)	400 Time (W)
3 JOHNNY WHITE	1	0.0m	1:57.70	56.17s (1)	28.36s (1)
11 TORI MAY	2	0.2m	1:57.71	55.46s (1)	27.65s (1)
1 IFOUNDTHEBEACH	3	3.9m	1:57.98	56.36s (0)	28.38s (0)
8 MACHIN OUT	4	11.1m	1:58.49	56.52s (0)	28.58s (0)
7 ROCKNROLL CLASSIC	5	11.1m	1:58.49	55.96s (2)	28.59s (2)
4 THE DOORMAN	6	11.3m	1:58.50	57.20s (0)	29.20s (0)
2 FIRE AND ICE	7	13.2m	1:58.64	56.71s (1)	28.88s (1)
5 CALLMEDEMARO	8	13.5m	1:58.66	56.04s (0)	28.07s (0)
9 ARTISTIC SAINT	9	16.7m	1:58.89	56.32s (1)	28.52s (1)
12 ELMAUR JOY	10	16.9m	1:58.90	56.59s (0)	28.63s (0)
10 LISA LINCOLN	11	21.8m	1:59.25	56.40s (2)	29.04s (2)
6 AT WEST POINT	12	27.4m	1:59.65	56.47s (0)	28.70s (0)

Finish Position and metres gained from 800m



Sectionals
Powered by



Home of Australian Harness Sectionals

Get your sectionals delivered to your inbox daily

Check out www.pjdata.com.au



The Racing Queensland Board (trading as Racing Queensland) and provider are not responsible for the completeness or accuracy of any of the information contained herein, and makes no representations about its suitability for any purpose.

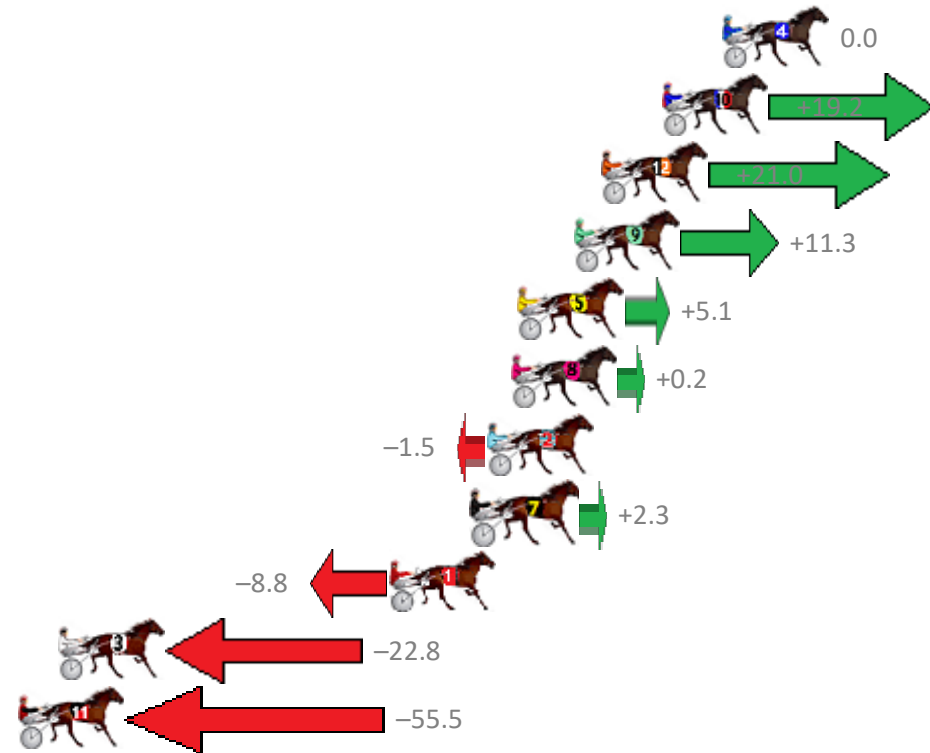
Albion Park Race 8 Distance 1660m

Tuesday, 11 February 2020

Gross Time: 1:57.50 MileRate: 1:53.90 LeadTime: 3.40s First Qtr: 27.00s Second Qtr: 30.20s Third Qtr: 28.20s Fourth Qtr: 28.70s

No Horse	Plc	Margin	Time	800Time (W)	400 Time (W)
4 MAYWYNS BEST	1	0.0m	1:57.50	56.90s (0)	28.70s (0)
10 SIR JULIAN	2	2.4m	1:57.67	55.53s (1)	27.98s (2)
12 MAJOR CURRENCY	3	4.8m	1:57.84	55.41s (1)	27.84s (2)
9 SOMWHEREOVARAINB	4	5.9m	1:57.92	56.10s (1)	28.10s (1)
5 IM NORMA JEAN	5	8.1m	1:58.08	56.54s (0)	28.33s (0)
8 CHAPTER ONE	6	8.4m	1:58.10	56.89s (0)	28.69s (0)
2 BEAU CISHLOM	7	9.3m	1:58.17	57.01s (1)	28.85s (2)
7 GOONLY	8	9.9m	1:58.21	56.74s (1)	28.84s (3)
1 PSYCHEDELIC	9	13.2m	1:58.45	57.53s (0)	29.32s (0)
3 GASMONKEY	10	26.4m	1:59.39	58.52s (1)	30.26s (1)
11 EH EF EL	11	120.5m	2:06.15	60.85s (0)	30.89s (0)

Finish Position and metres gained from 800m



Sectionals
Powered by



Home of Australian Harness Sectionals

Get your sectionals delivered to your inbox daily

Check out www.pjdata.com.au



The Racing Queensland Board (trading as Racing Queensland) and provider are not responsible for the completeness or accuracy of any of the information contained herein, and makes no representations about its suitability for any purpose.