


Albion Park Race 1 Distance 2138m

Tuesday, 14 January 2020

Gross Time: 2:41.80 MileRate: 2:01.20 LeadTime: 41.10s First Qtr: 30.40s Second Qtr: 31.30s Third Qtr: 29.30s Fourth Qtr: 29.70s

No Horse	Plc	Margin	Time	800Time (W)	400 Time (W)
8 WHATABOYZ	1	0.0m	2:41.80	58.38s (0)	29.03s (0)
6 AVEROSS DON	2	2.2m	2:41.96	58.23s (0)	28.87s (0)
1 THE REAPER	3	2.9m	2:42.02	59.21s (0)	29.92s (0)
5 DAY TOURER	4	3.2m	2:42.04	58.93s (0)	29.58s (0)
7 BOURBONONTHEROCK	5	10.7m	2:42.59	58.55s (0)	29.16s (0)
10 NORAHS FLING	6	12.6m	2:42.74	58.54s (1)	28.93s (2)
11 KAPAI	7	13.4m	2:42.79	59.03s (2)	29.60s (3)
3 ONE MUSCLE HILL	8	15.1m	2:42.92	59.10s (1)	29.45s (2)
4 GO AHEAD MAKEMYDA	9	30.5m	2:44.06	60.57s (1)	30.90s (1)
2 EL SWAVO	10	31.1m	2:44.11	60.95s (1)	31.33s (1)
9 MELPARK MAGIC	11	33.0m	2:44.25	60.81s (2)	31.20s (2)
13 MUSCULUS	12	36.0m	2:44.47	60.24s (2)	30.92s (3)
12 HEART OF CHANGE	13	123.0m	2:50.93	64.38s (0)	33.26s (0)

Finish Position and metres gained from 800m



Sectionals
Powered by



Home of Australian Harness Sectionals

Get your sectionals delivered to your inbox daily

Check out www.pjdata.com.au



The Racing Queensland Board (trading as Racing Queensland) and provider are not responsible for the completeness or accuracy of any of the information contained herein, and makes no representations about its suitability for any purpose.

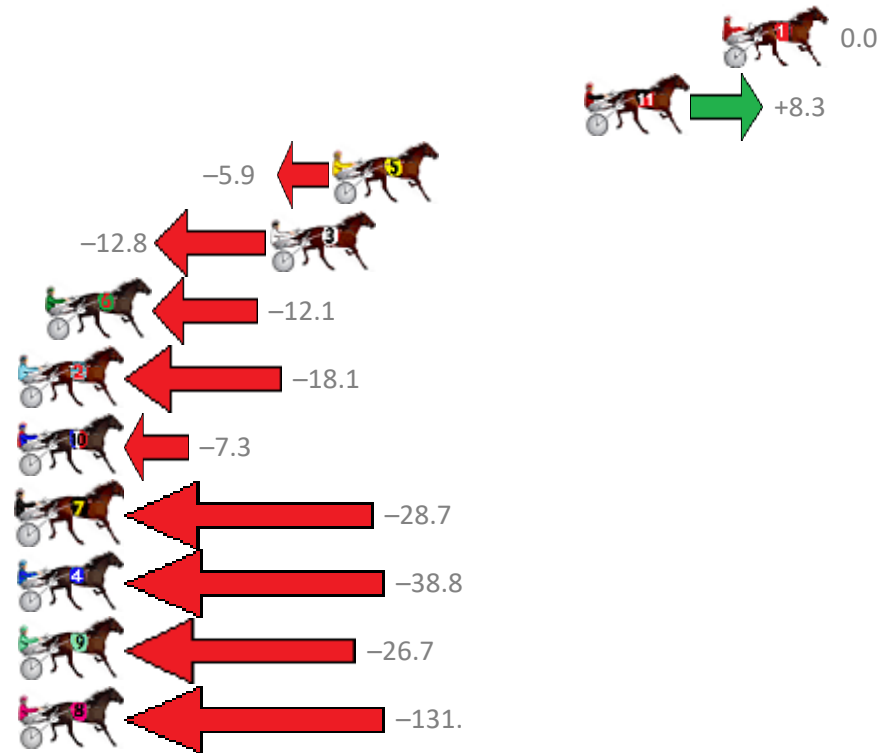
Albion Park Race 2 Distance 2647m

Tuesday, 14 January 2020

Gross Time: 3:19.60 MileRate: 2:01.30 LeadTime: 79.00s First Qtr: 29.80s Second Qtr: 30.80s Third Qtr: 29.30s Fourth Qtr: 30.70s

No Horse	Plc	Margin	Time	800Time (W)	400 Time (W)
1 ROSEHILL MAGIC	1	0.0m	3:19.60	60.00s (0)	30.70s (0)
11 SPRINGBANK EDEN	2	5.5m	3:20.02	59.38s (0)	29.69s (1)
5 SCORCHED	3	15.5m	3:20.79	60.44s (0)	30.80s (0)
3 LANSBURY	4	18.0m	3:20.98	60.96s (0)	31.34s (0)
6 JUSTABITLIKEMUM	5	26.9m	3:21.66	60.91s (1)	30.77s (0)
2 MONORAIL	6	28.9m	3:21.82	61.36s (1)	30.77s (1)
10 MATATOKI	7	31.1m	3:21.99	60.55s (2)	30.63s (3)
7 BLACK VALLEY	8	42.9m	3:22.89	62.15s (2)	31.95s (2)
4 ASTRAL RULER	9	45.4m	3:23.08	62.91s (1)	32.39s (1)
9 IM THE COMMANDO	10	45.7m	3:23.11	62.00s (2)	32.12s (3)
8 ALS LAW	11	169.6m	3:32.62	69.87s (0)	37.96s (0)

Finish Position and metres gained from 800m



Sectionals
Powered by



Home of Australian Harness Sectionals

Get your sectionals delivered to your inbox daily

Check out www.pjdata.com.au



The Racing Queensland Board (trading as Racing Queensland) and provider are not responsible for the completeness or accuracy of any of the information contained herein, and makes no representations about its suitability for any purpose.

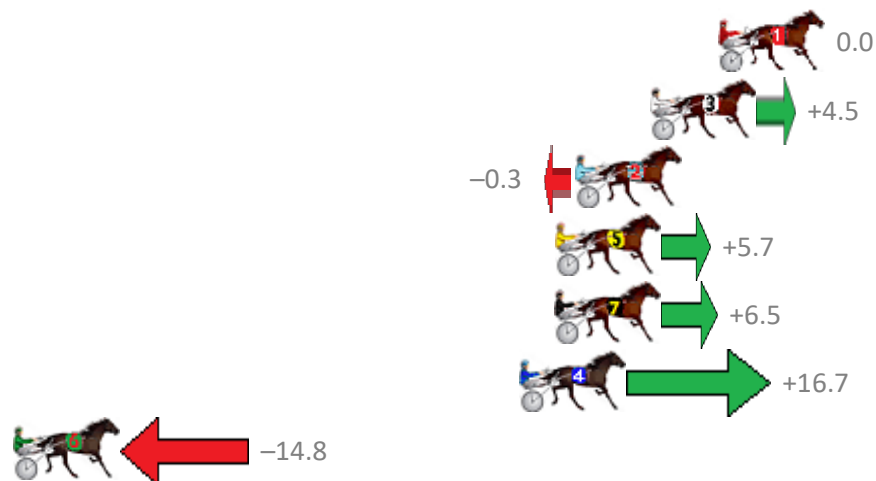
Albion Park Race 3 Distance 1660m

Tuesday, 14 January 2020

Gross Time: 1:57.40 MileRate: 1:53.80 LeadTime: 3.40s First Qtr: 28.60s Second Qtr: 30.10s Third Qtr: 26.90s Fourth Qtr: 28.40s

No Horse	Plc	Margin	Time	800Time (W)	400 Time (W)
1 AT WEST POINT	1	0.0m	1:57.40	55.30s (0)	28.40s (0)
3 ROCKNROLL CLASSIC	2	2.7m	1:57.59	54.99s (1)	28.27s (1)
2 ARK ME	3	5.7m	1:57.80	55.32s (0)	28.46s (0)
5 MACHIN OUT	4	6.5m	1:57.86	54.91s (0)	28.18s (0)
7 SUBTLE DELIGHT	5	6.5m	1:57.86	54.85s (1)	28.05s (1)
4 TORI MAY	6	7.9m	1:57.96	54.15s (0)	27.95s (0)
6 LUCKY UNLUCKY	7	32.2m	1:59.69	56.32s (1)	29.51s (1)

Finish Position and metres gained from 800m



Sectionals
Powered by



Home of Australian Harness Sectionals

Get your sectionals delivered to your inbox daily

Check out www.pjdata.com.au



The Racing Queensland Board (trading as Racing Queensland) and provider are not responsible for the completeness or accuracy of any of the information contained herein, and makes no representations about its suitability for any purpose.

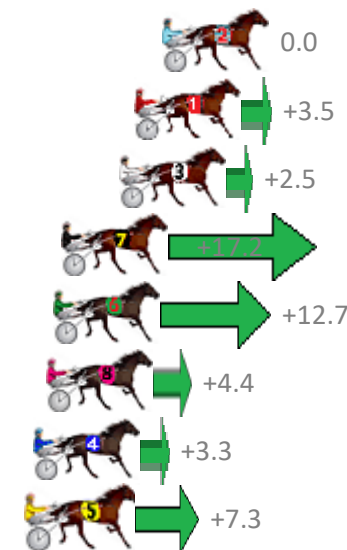
Albion Park Race 4 Distance 1660m

Tuesday, 14 January 2020

Gross Time: 1:57.40 MileRate: 1:53.80 LeadTime: 3.30s First Qtr: 27.20s Second Qtr: 29.70s Third Qtr: 27.90s Fourth Qtr: 29.30s

No Horse	Plc	Margin	Time	800Time (W)	400 Time (W)
2 COMPLY OR DIE	1	0.0m	1:57.40	57.20s (0)	29.30s (0)
1 THREO	2	1.1m	1:57.48	56.95s (0)	29.06s (0)
3 CRACKA STRIDE	3	1.7m	1:57.52	57.02s (1)	29.19s (1)
7 PLATINUM ROULETTE	4	4.0m	1:57.69	55.97s (1)	28.48s (2)
6 FIOKI	5	4.3m	1:57.71	56.29s (1)	28.82s (2)
8 INTRANSIT	6	4.6m	1:57.74	56.89s (0)	28.99s (0)
4 RUATO BAY	7	5.1m	1:57.77	56.96s (1)	29.06s (1)
5 DIVAS DELIGHT	8	5.3m	1:57.79	56.68s (1)	29.28s (2)

Finish Position and metres gained from 800m



Sectionals
Powered by



Home of Australian Harness Sectionals

Get your sectionals delivered to your inbox daily

Check out www.pjdata.com.au



The Racing Queensland Board (trading as Racing Queensland) and provider are not responsible for the completeness or accuracy of any of the information contained herein, and makes no representations about its suitability for any purpose.

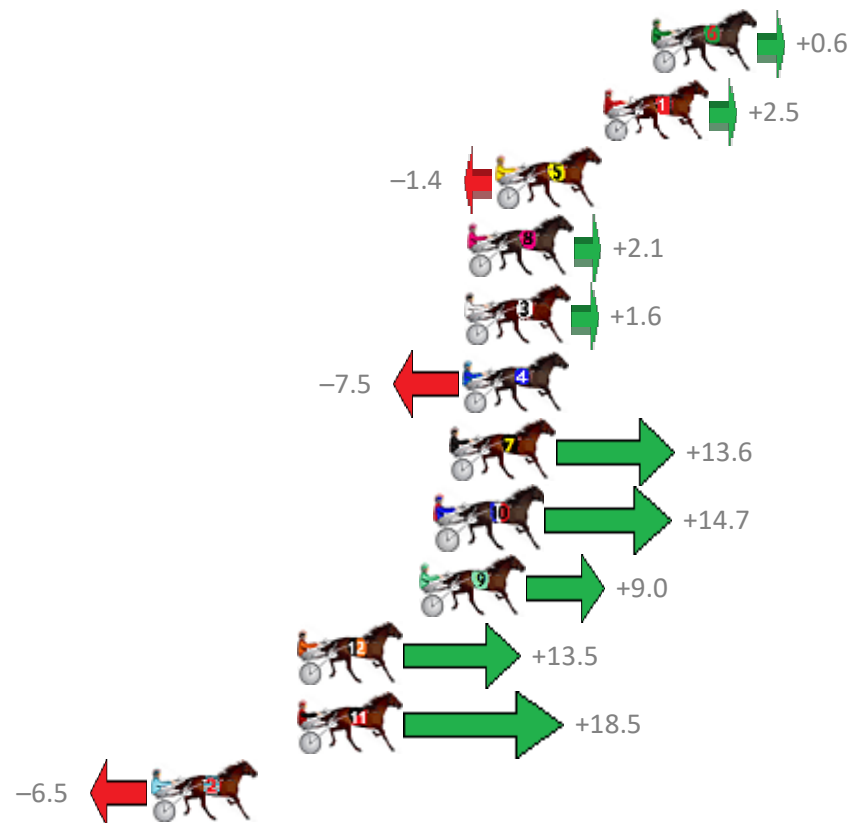
Albion Park Race 5 Distance 1660m

Tuesday, 14 January 2020

Gross Time: 1:57.90 MileRate: 1:54.30 LeadTime: 3.40s First Qtr: 27.80s Second Qtr: 29.30s Third Qtr: 28.60s Fourth Qtr: 28.80s

No Horse	Plc	Margin	Time	800Time (W)	400 Time (W)
6 JAMIES BAD BOY	1	0.0m	1:57.90	57.36s (1)	28.70s (1)
1 OASIS DREAM	2	1.9m	1:58.04	57.22s (0)	28.62s (0)
5 MONTANA LAD	3	6.2m	1:58.35	57.50s (1)	28.84s (1)
8 THE CRUISE MISSILE	4	7.3m	1:58.43	57.25s (0)	28.69s (0)
3 SIR SEMPER FIDELIS	5	7.4m	1:58.43	57.29s (1)	28.50s (1)
4 CUT FROM ROCK	6	7.5m	1:58.44	57.94s (0)	29.34s (0)
7 GOLIGHTLY	7	8.0m	1:58.48	56.42s (0)	28.43s (0)
10 ANOTHER STATEMENT	8	8.5m	1:58.51	56.35s (1)	28.20s (2)
9 HUGHIES SISTER	9	9.2m	1:58.56	56.75s (1)	28.60s (2)
12 DEVOUGED	10	14.1m	1:58.92	56.43s (1)	28.62s (1)
11 ALL GOOD WALLY	11	14.1m	1:58.92	56.07s (1)	28.26s (2)
2 NIGHT NINJA	12	19.9m	1:59.33	57.87s (1)	29.79s (2)

Finish Position and metres gained from 800m



Sectionals
Powered by



Home of Australian Harness Sectionals

Get your sectionals delivered to your inbox daily

Check out www.pjdata.com.au



The Racing Queensland Board (trading as Racing Queensland) and provider are not responsible for the completeness or accuracy of any of the information contained herein, and makes no representations about its suitability for any purpose.

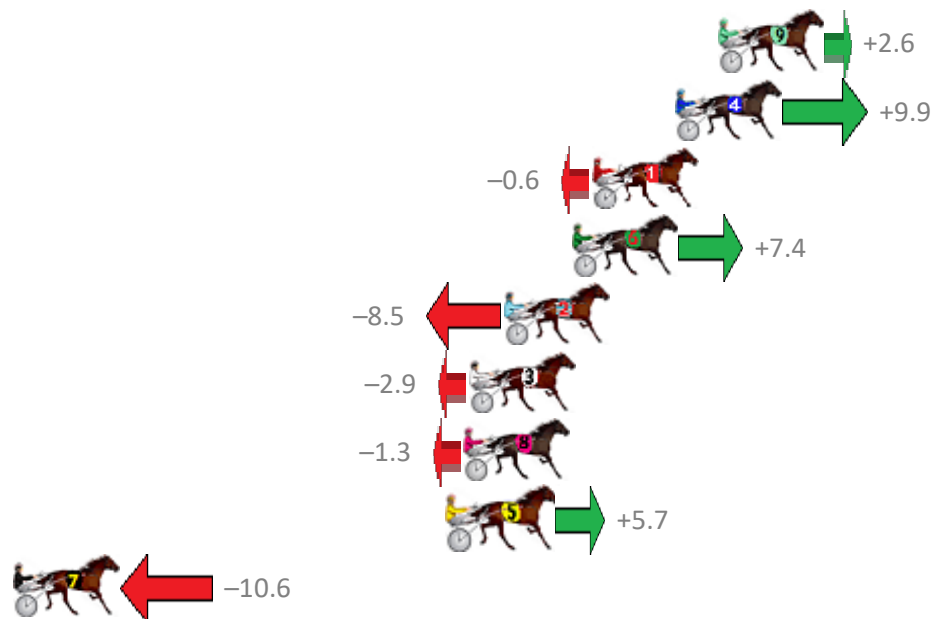
Albion Park Race 6 Distance 2138m

Tuesday, 14 January 2020

Gross Time: 2:38.50 MileRate: 1:59.30 LeadTime: 39.80s First Qtr: 30.60s Second Qtr: 31.70s Third Qtr: 28.60s Fourth Qtr: 27.80s

No Horse	Plc	Margin	Time	800Time (W)	400 Time (W)
9 OUR BALOU	1	0.0m	2:38.50	56.22s (1)	27.79s (1)
4 TORQUE ONETWOTHRE	2	1.7m	2:38.62	55.70s (1)	27.26s (1)
1 LORD DIGBY	3	5.0m	2:38.85	56.44s (0)	27.84s (0)
6 VENUS JUJON	4	5.8m	2:38.90	55.88s (0)	27.29s (0)
2 LEFT A HURRIKANE	5	8.5m	2:39.09	57.00s (0)	28.39s (0)
3 KYRONTA	6	9.9m	2:39.19	56.60s (1)	28.15s (1)
8 TARGARYEN HANOVER	7	10.1m	2:39.20	56.49s (0)	27.90s (0)
5 ROCKS OR DIAMONDS	8	10.7m	2:39.24	56.00s (1)	27.56s (1)
7 MADETOPLAY	9	28.4m	2:40.47	57.15s (0)	28.18s (0)

Finish Position and metres gained from 800m



Sectionals
Powered by



Home of Australian Harness Sectionals

Get your sectionals delivered to your inbox daily

Check out www.pjdata.com.au



The Racing Queensland Board (trading as Racing Queensland) and provider are not responsible for the completeness or accuracy of any of the information contained herein, and makes no representations about its suitability for any purpose.

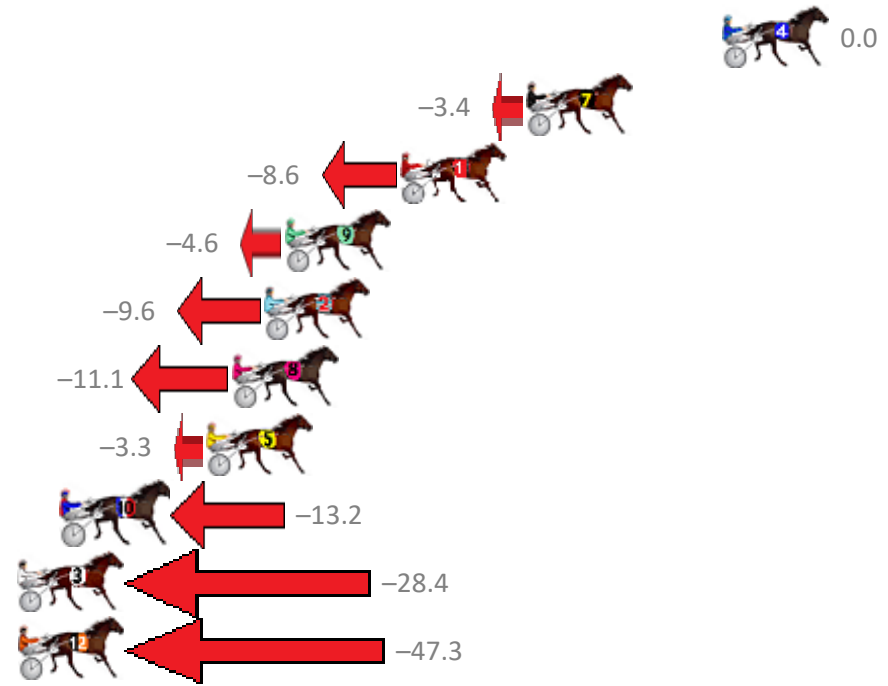
Albion Park Race 7 Distance 1660m

Tuesday, 14 January 2020

Gross Time: 1:59.80 MileRate: 1:56.20 LeadTime: 3.30s First Qtr: 27.50s Second Qtr: 32.10s Third Qtr: 29.10s Fourth Qtr: 27.80s

No Horse	Plc	Margin	Time	800Time (W)	400 Time (W)
4 WITH THE BAND	1	0.0m	1:59.80	56.90s (0)	27.80s (0)
7 WHITEHAVEN LASS	2	7.8m	2:00.34	57.14s (1)	28.27s (1)
1 IFYOUBELIEVE	3	12.8m	2:00.69	57.51s (0)	28.37s (0)
9 THANKHEAVNFORGIRLS	4	17.4m	2:01.01	57.23s (1)	28.22s (1)
2 LIVING FREE	5	18.2m	2:01.06	57.58s (1)	28.69s (1)
8 GOJOE	6	19.5m	2:01.16	57.69s (0)	28.54s (0)
5 ASHLEE NITRO	7	20.5m	2:01.22	57.13s (1)	28.03s (1)
10 REDDY FIRE	8	26.2m	2:01.62	57.84s (0)	28.63s (0)
3 SHEMOZZLE	9	46.0m	2:03.00	58.92s (0)	29.45s (0)
12 NIKALONG HENRY	10	107.3m	2:07.26	60.26s (0)	29.70s (0)

Finish Position and metres gained from 800m



Sectionals
Powered by



Home of Australian Harness Sectionals

Get your sectionals delivered to your inbox daily

Check out www.pjdata.com.au



The Racing Queensland Board (trading as Racing Queensland) and provider are not responsible for the completeness or accuracy of any of the information contained herein, and makes no representations about its suitability for any purpose.

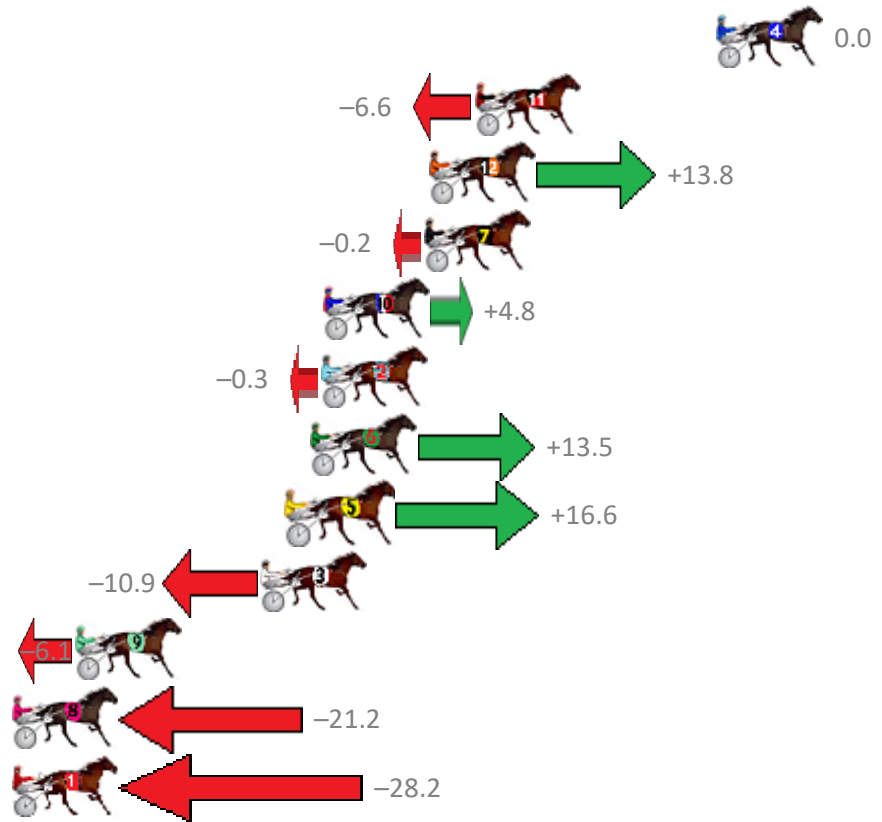
Albion Park Race 8 Distance 1660m

Tuesday, 14 January 2020

Gross Time: 1:59.00 MileRate: 1:55.30 LeadTime: 3.40s First Qtr: 28.30s Second Qtr: 30.00s Third Qtr: 28.50s Fourth Qtr: 28.80s

No Horse	Plc	Margin	Time	800Time (W)	400 Time (W)
4 THE DOORMAN	1	0.0m	1:59.00	57.30s (0)	28.80s (0)
11 MISS MONEYBAGS	2	9.6m	1:59.69	57.77s (1)	29.16s (1)
12 NEWPORT DREAMZ	3	11.4m	1:59.82	56.31s (1)	28.43s (2)
7 TORQUE WITH ESTEEM	4	11.6m	1:59.84	57.31s (1)	28.87s (2)
10 HUNTAWAY	5	15.6m	2:00.12	56.96s (2)	29.45s (2)
2 NON PASSARE	6	15.7m	2:00.13	57.32s (1)	28.91s (1)
6 JUSTA DALE	7	16.1m	2:00.16	56.33s (1)	28.63s (1)
5 EULO FLYER	8	17.0m	2:00.22	56.11s (0)	28.34s (1)
3 CC JONES	9	18.1m	2:00.30	58.08s (1)	29.47s (1)
9 LAUGHING EMOJI	10	25.5m	2:00.84	57.74s (1)	29.33s (0)
8 NIFTY STUDLEIGH	11	29.8m	2:01.15	58.82s (0)	30.21s (0)
1 DJANGO MACH	12	32.4m	2:01.33	59.32s (0)	30.72s (0)

Finish Position and metres gained from 800m



Sectionals
Powered by



Home of Australian Harness Sectionals

Get your sectionals delivered to your inbox daily

Check out www.pjdata.com.au



The Racing Queensland Board (trading as Racing Queensland) and provider are not responsible for the completeness or accuracy of any of the information contained herein, and makes no representations about its suitability for any purpose.

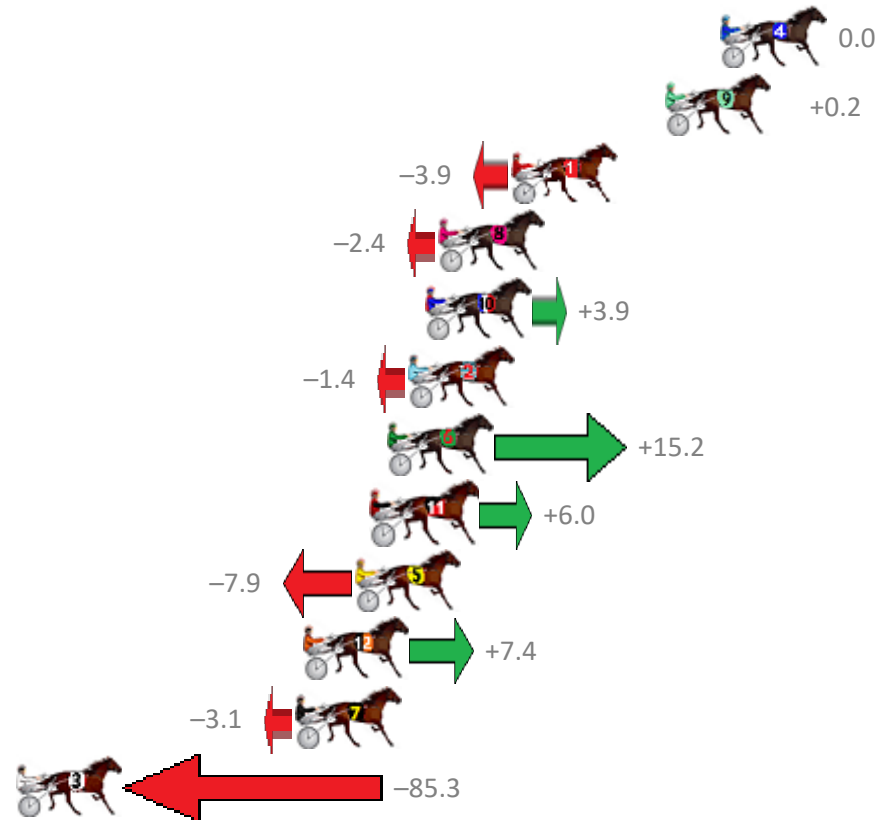
Albion Park Race 9 Distance 1660m

Tuesday, 14 January 2020

Gross Time: 1:56.80 MileRate: 1:53.20 LeadTime: 3.40s First Qtr: 27.40s Second Qtr: 29.70s Third Qtr: 28.00s Fourth Qtr: 28.30s

No Horse	Plc	Margin	Time	800Time (W)	400 Time (W)
4 OUTLAW FELLA	1	0.0m	1:56.80	56.30s (0)	28.30s (0)
9 GASMONKEY	2	2.2m	1:56.96	56.29s (1)	28.27s (1)
1 PSYCHEDELIC	3	8.3m	1:57.39	56.57s (0)	28.55s (0)
8 ILLAWONG DREAMTIM	4	11.2m	1:57.59	56.47s (0)	28.41s (0)
10 LIVING AGAIN	5	11.7m	1:57.63	56.03s (1)	28.53s (2)
2 UNASSUMING CHAMP	6	12.4m	1:57.68	56.40s (1)	28.95s (2)
6 SWEET AS	7	13.2m	1:57.73	55.23s (1)	28.23s (0)
11 NEWMERELLA SHARKIE	8	13.8m	1:57.78	55.88s (1)	28.38s (2)
5 COURAGEOUS LEO	9	14.5m	1:57.83	56.86s (1)	28.84s (1)
12 ARTHUR LOWE	10	16.6m	1:57.97	55.78s (1)	28.34s (1)
7 RED CHARMER	11	16.9m	1:58.00	56.52s (0)	28.66s (1)
3 PRECIOUS CULLEN	12	165.3m	2:08.49	62.30s (0)	32.21s (0)

Finish Position and metres gained from 800m



Sectionals
Powered by



Home of Australian Harness Sectionals

Get your sectionals delivered to your inbox daily

Check out www.pjdata.com.au



The Racing Queensland Board (trading as Racing Queensland) and provider are not responsible for the completeness or accuracy of any of the information contained herein, and makes no representations about its suitability for any purpose.