


Albion Park Race 1 Distance 2138m

Saturday, 4 January 2020

Gross Time: 2:34.40 MileRate: 1:56.20 LeadTime: 37.70s First Qtr: 30.40s Second Qtr: 30.50s Third Qtr: 27.30s Fourth Qtr: 28.50s

No Horse	Plc	Margin	Time	800Time (W)	400 Time (W)
1 OUR MEMPHIS MAC	1	0.0m	2:34.40	55.45s (0)	28.04s (0)
4 GOTTA MOMENT	2	1.1m	2:34.48	54.87s (2)	28.01s (1)
3 FEEL THE REIGN	3	1.9m	2:34.54	55.93s (0)	28.64s (0)
7 RANDOM TASK	4	2.3m	2:34.56	55.32s (2)	28.45s (1)
8 SPRINGFIELD SPIRIT	5	6.4m	2:34.86	55.60s (0)	28.14s (0)
10 ONLY IN ROME	6	11.5m	2:35.22	55.61s (1)	27.92s (1)
2 MAJORDOIT	7	12.1m	2:35.26	56.00s (1)	28.26s (2)
11 SHERIFF JUJON	8	17.2m	2:35.63	55.63s (1)	28.23s (2)
6 JACKS AT THE BEACH	9	18.8m	2:35.74	56.11s (0)	28.56s (0)
5 STUDLEIGH STRIDE	10	20.0m	2:35.82	56.86s (1)	28.87s (1)

Finish Position and metres gained from 800m



Sectionals
Powered by



Home of Australian Harness Sectionals

Get your sectionals delivered to your inbox daily

Check out www.pjdata.com.au



The Racing Queensland Board (trading as Racing Queensland) and provider are not responsible for the completeness or accuracy of any of the information contained herein, and makes no representations about its suitability for any purpose.

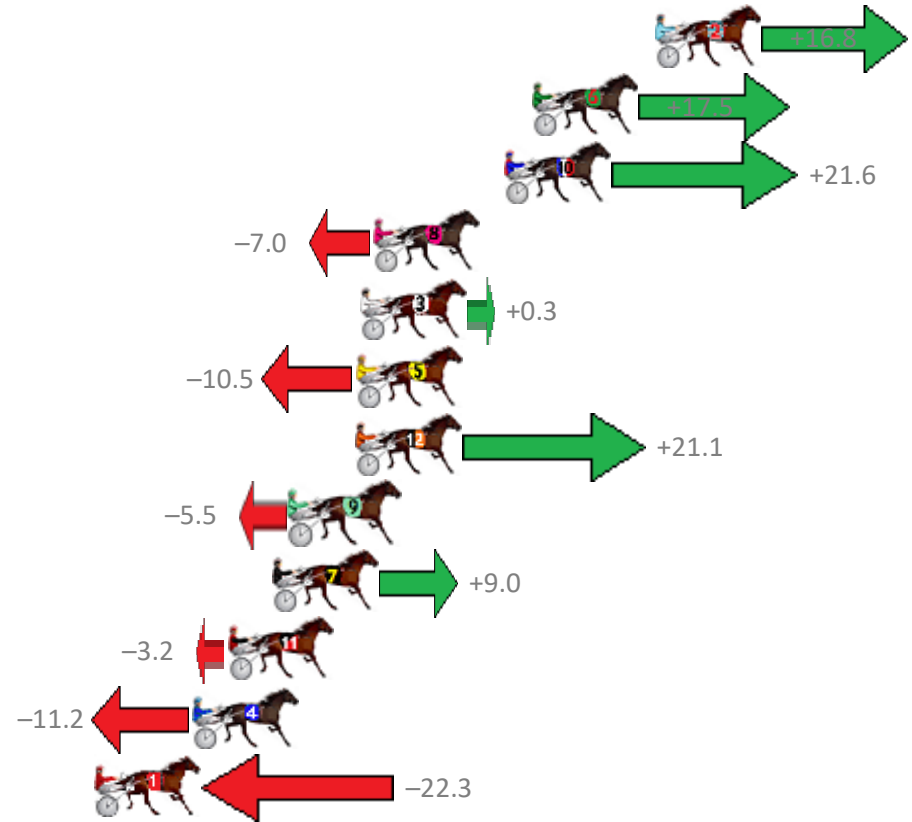
Albion Park Race 2 Distance 1660m

Saturday, 4 January 2020

Gross Time: 1:57.60 MileRate: 1:54.10 LeadTime: 3.40s First Qtr: 27.40s Second Qtr: 29.60s Third Qtr: 28.90s Fourth Qtr: 28.30s

No Horse	Plc	Margin	Time	800Time (W)	400 Time (W)
2 ARTFUL MAID	1	0.0m	1:57.60	56.00s (1)	28.30s (2)
6 URBAN GIRL	2	4.9m	1:57.95	55.95s (1)	28.35s (2)
10 TRUNKEY DIGGER	3	6.0m	1:58.02	55.66s (1)	28.00s (2)
8 LAUGHING EMOJI	4	11.2m	1:58.39	57.70s (0)	28.72s (0)
3 MACH TORQUE	5	11.7m	1:58.43	57.18s (1)	28.41s (1)
5 SLIPPERY JADE	6	11.9m	1:58.44	57.95s (1)	29.04s (1)
12 PAY ME INTEREST	7	11.9m	1:58.44	55.69s (1)	28.08s (2)
9 CHINOOK WINDS	8	14.5m	1:58.63	57.59s (0)	28.66s (0)
7 SAINT KILDA BEACH	9	15.2m	1:58.68	56.56s (0)	28.36s (1)
11 MISS KESHA	10	17.0m	1:58.80	57.43s (0)	28.51s (0)
4 SOULWRITER	11	18.4m	1:58.90	58.00s (1)	29.18s (1)
1 VICTREE MIKAYLA	12	22.3m	1:59.18	58.79s (0)	29.84s (0)

Finish Position and metres gained from 800m



Sectionals
Powered by



Home of Australian Harness Sectionals

Get your sectionals delivered to your inbox daily

Check out www.pjdata.com.au



The Racing Queensland Board (trading as Racing Queensland) and provider are not responsible for the completeness or accuracy of any of the information contained herein, and makes no representations about its suitability for any purpose.

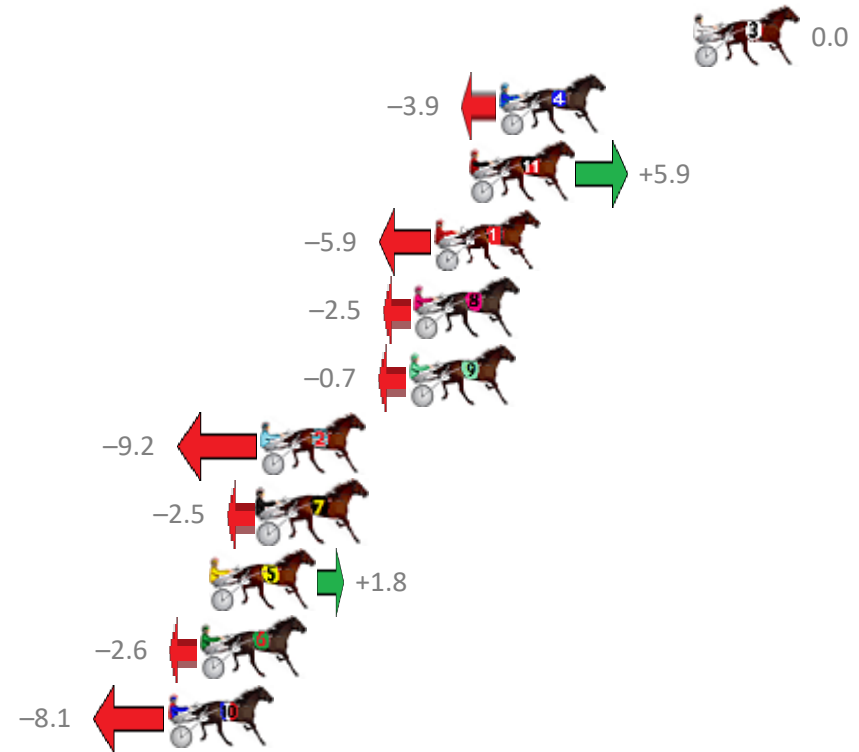
Albion Park Race 3 Distance 2138m

Saturday, 4 January 2020

Gross Time: 2:35.90 MileRate: 1:57.40 LeadTime: 38.10s First Qtr: 31.70s Second Qtr: 30.80s Third Qtr: 27.90s Fourth Qtr: 27.40s

No Horse	Plc	Margin	Time	800Time (W)	400 Time (W)
3 DAPPER	1	0.0m	2:35.90	55.30s (0)	27.40s (0)
4 CELTIC CRUZA	2	7.7m	2:36.43	55.57s (1)	27.79s (1)
11 HARD TO HEAR	3	8.9m	2:36.51	54.89s (2)	27.42s (2)
1 YKIKAFIL	4	10.3m	2:36.61	55.71s (0)	27.80s (0)
8 LITTLE BOLT	5	11.1m	2:36.66	55.47s (0)	27.54s (0)
9 COREY WILLIAM	6	11.3m	2:36.67	55.35s (2)	27.89s (2)
2 SHILAH	7	17.2m	2:37.08	55.94s (1)	28.04s (1)
7 BETTING BARON	8	17.3m	2:37.09	55.47s (1)	27.61s (1)
5 STORMONT STAR	9	19.2m	2:37.22	55.18s (1)	27.44s (2)
6 HAVANA MOON	10	19.6m	2:37.24	55.48s (0)	27.44s (0)
10 WILLS	11	20.9m	2:37.33	55.86s (0)	27.85s (0)

Finish Position and metres gained from 800m



Sectionals
Powered by



Home of Australian Harness Sectionals

Get your sectionals delivered to your inbox daily

Check out www.pjdata.com.au



The Racing Queensland Board (trading as Racing Queensland) and provider are not responsible for the completeness or accuracy of any of the information contained herein, and makes no representations about its suitability for any purpose.

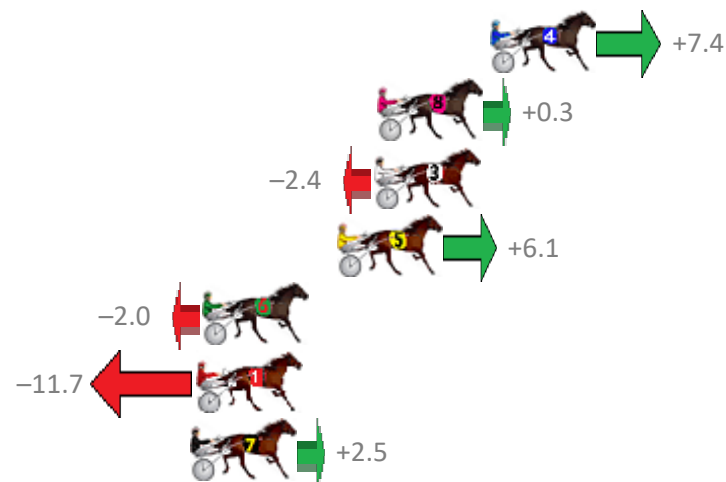
Albion Park Race 4 Distance 2138m

Saturday, 4 January 2020

Gross Time: 2:34.20 MileRate: 1:56.10 LeadTime: 39.80s First Qtr: 30.40s Second Qtr: 29.60s Third Qtr: 27.40s Fourth Qtr: 27.00s

No Horse	Plc	Margin	Time	800Time (W)	400 Time (W)
4 ROCK WITH SAM	1	0.0m	2:34.20	53.90s (1)	26.66s (1)
8 DREAM TO SHARE	2	4.5m	2:34.50	54.38s (0)	26.90s (0)
3 TULHURST ACE	3	4.6m	2:34.51	54.56s (1)	27.31s (1)
5 CLARRY	4	6.1m	2:34.61	53.99s (1)	26.75s (1)
6 BODHI TREE	5	11.4m	2:34.97	54.54s (0)	26.97s (0)
1 INNOCENT CROCKER	6	11.7m	2:34.99	55.20s (0)	27.68s (0)
7 BALLERINA COURU	7	11.9m	2:35.00	54.23s (0)	26.75s (1)

Finish Position and metres gained from 800m



Sectionals
Powered by



Home of Australian Harness Sectionals

Get your sectionals delivered to your inbox daily

Check out www.pjdata.com.au



The Racing Queensland Board (trading as Racing Queensland) and provider are not responsible for the completeness or accuracy of any of the information contained herein, and makes no representations about its suitability for any purpose.

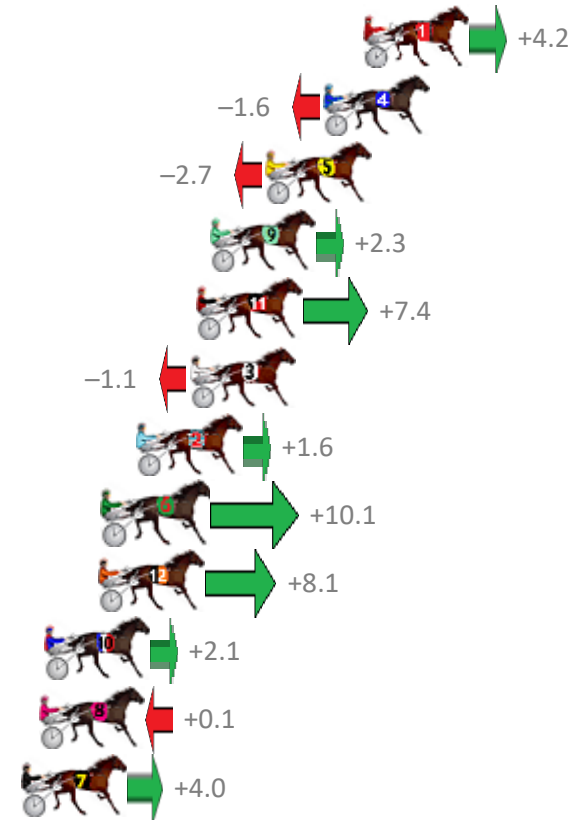
Albion Park Race 5 Distance 1660m

Saturday, 4 January 2020

Gross Time: 1:57.80 MileRate: 1:54.20 LeadTime: 3.50s First Qtr: 28.00s Second Qtr: 30.30s Third Qtr: 28.30s Fourth Qtr: 27.70s

No Horse	Plc	Margin	Time	800Time (W)	400 Time (W)
1 TIN ROOF RAIDER	1	0.0m	1:57.80	55.71s (0)	27.41s (0)
4 SABRAGE	2	1.6m	1:57.91	56.11s (0)	27.81s (0)
5 LEXUS ON THE BEACH	3	3.9m	1:58.07	56.19s (1)	27.83s (1)
9 WITH AUTHORITY	4	6.1m	1:58.22	55.84s (0)	27.47s (0)
11 SIR JULIAN	5	6.6m	1:58.26	55.48s (2)	27.78s (2)
3 OUR BONDI BEACH	6	6.9m	1:58.28	56.08s (1)	27.75s (1)
2 PARISIAN ROCKSTAR	7	9.0m	1:58.42	55.89s (1)	27.48s (1)
6 CHARMING MAJOR	8	10.3m	1:58.51	55.29s (1)	27.42s (2)
12 MACHEASY	9	10.5m	1:58.53	55.43s (2)	27.76s (2)
10 MAJOR CURRENCY	10	12.7m	1:58.68	55.85s (1)	27.43s (1)
8 OUR MAJOR DAY	11	12.9m	1:58.69	55.99s (0)	27.57s (0)
7 HEZ RAZOR SHARP	12	13.6m	1:58.74	55.72s (0)	27.27s (0)

Finish Position and metres gained from 800m



Sectionals
Powered by



Home of Australian Harness Sectionals

Get your sectionals delivered to your inbox daily

Check out www.pjdata.com.au



The Racing Queensland Board (trading as Racing Queensland) and provider are not responsible for the completeness or accuracy of any of the information contained herein, and makes no representations about its suitability for any purpose.

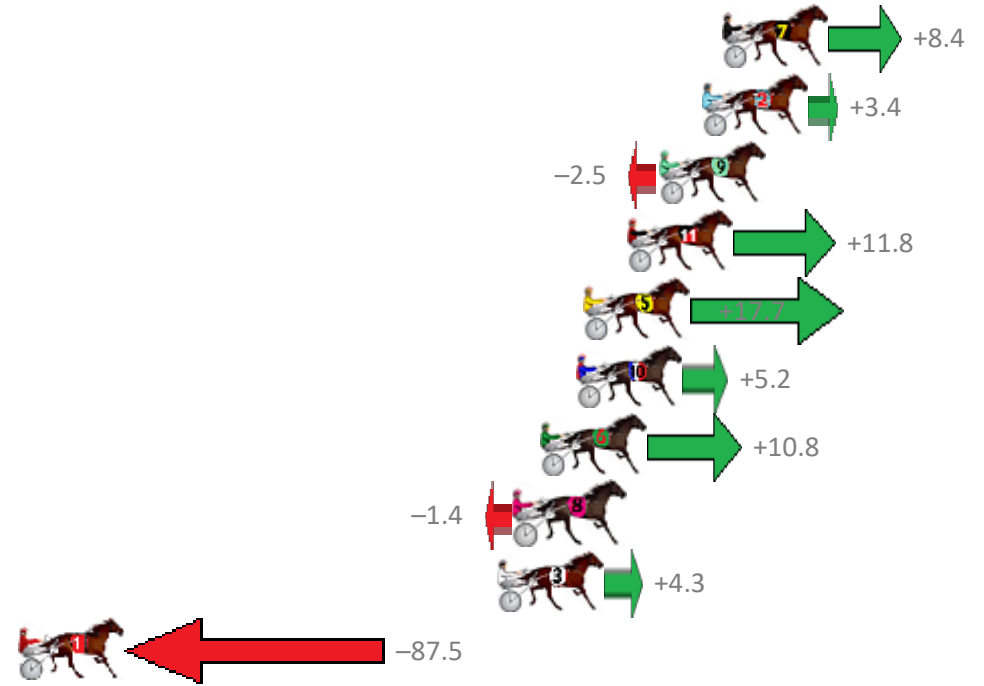
Albion Park Race 6 Distance 2647m

Saturday, 4 January 2020

Gross Time: 3:21.60 MileRate: 2:02.10 LeadTime: 79.90s First Qtr: 31.20s Second Qtr: 31.40s Third Qtr: 29.80s Fourth Qtr: 29.30s

No Horse	Plc	Margin	Time	800Time (W)	400 Time (W)
7 QUIETLY SPOKEN	1	0.0m	3:21.60	58.48s (0)	28.68s (0)
2 ALS LAW	2	0.8m	3:21.66	58.85s (0)	29.05s (0)
9 MAYBETOTHEMAX	3	2.5m	3:21.78	59.28s (0)	29.48s (0)
11 OUR OVERANOVA	4	3.8m	3:21.88	58.23s (1)	28.79s (2)
5 FOURSHARESMOREBEE	5	5.5m	3:22.00	57.79s (0)	28.57s (0)
10 EMPIRE BAY	6	5.8m	3:22.02	58.72s (1)	29.34s (2)
6 JUSTABITNOISY	7	7.2m	3:22.13	58.30s (0)	28.60s (1)
8 MIRACLE RISING	8	8.2m	3:22.20	59.20s (1)	29.65s (1)
3 BLACK VALLEY	9	8.9m	3:22.25	58.78s (0)	29.06s (1)
1 DAVEYS GIFT	10	127.5m	3:30.94	65.56s (0)	31.31s (0)

Finish Position and metres gained from 800m



Sectionals
Powered by



Home of Australian Harness Sectionals

Get your sectionals delivered to your inbox daily

Check out www.pjdata.com.au



The Racing Queensland Board (trading as Racing Queensland) and provider are not responsible for the completeness or accuracy of any of the information contained herein, and makes no representations about its suitability for any purpose.


Albion Park Race 7 Distance 1660m

Saturday, 4 January 2020

Gross Time: 1:55.50 MileRate: 1:51.90 LeadTime: 3.50s First Qtr: 27.30s Second Qtr: 29.50s Third Qtr: 27.20s Fourth Qtr: 28.00s

No Horse	Plc	Margin	Time	800Time (W)	400 Time (W)
2 ZAHVEN BANNER	1	0.0m	1:55.50	55.20s (0)	28.00s (0)
1 TULHURST SANTANNA	2	1.9m	1:55.63	54.99s (0)	27.77s (0)
3 SENORA RAPIDO	3	15.3m	1:56.57	55.63s (1)	28.03s (1)
8 OYSTER STRIDE	4	18.7m	1:56.81	55.79s (0)	28.02s (0)
6 TYGAR	5	18.7m	1:56.81	56.21s (1)	28.65s (1)
11 CHAPTER ONE	6	19.8m	1:56.89	55.53s (0)	27.76s (0)
7 COMPLY OR DIE	7	21.8m	1:57.03	55.31s (0)	27.61s (0)
10 RED CHARMER	8	23.4m	1:57.14	55.23s (1)	27.54s (1)
4 MAYWYNS BEST	9	23.7m	1:57.16	55.59s (1)	27.91s (1)
9 SOME EXCUSESOMEW	10	24.0m	1:57.18	55.95s (1)	28.32s (1)
5 WEEDONS EXPRESS	11	26.9m	1:57.38	54.85s (1)	27.38s (1)
12 BEAU CISHLOM	12	28.8m	1:57.52	55.31s (1)	27.72s (0)

Finish Position and metres gained from 800m



Sectionals
Powered by



Home of Australian Harness Sectionals

Get your sectionals delivered to your inbox daily

Check out www.pjdata.com.au



The Racing Queensland Board (trading as Racing Queensland) and provider are not responsible for the completeness or accuracy of any of the information contained herein, and makes no representations about its suitability for any purpose.

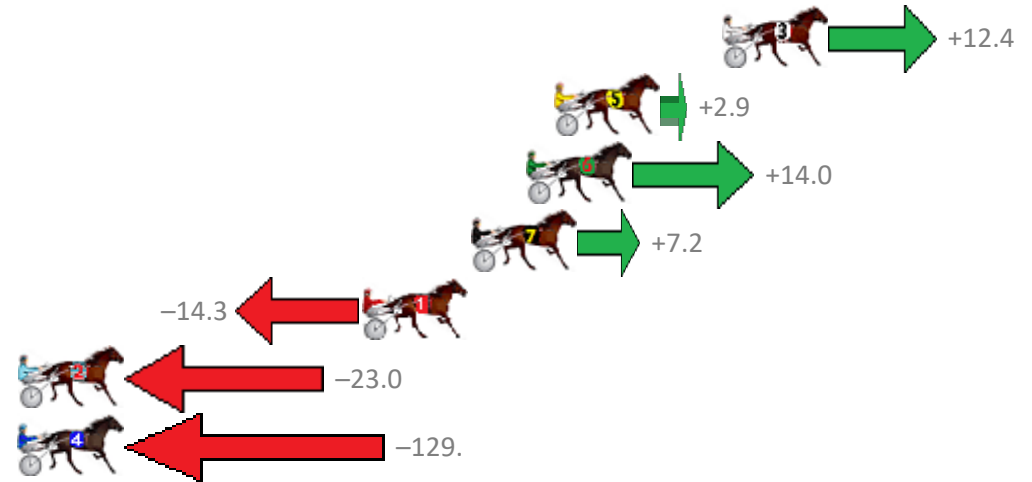
Albion Park Race 8 Distance 1660m

Saturday, 4 January 2020

Gross Time: 1:56.90 MileRate: 1:53.30 LeadTime: 3.50s First Qtr: 28.20s Second Qtr: 28.70s Third Qtr: 28.20s Fourth Qtr: 28.30s

No Horse	Plc	Margin	Time	800Time (W)	400 Time (W)
3 BIG BANG LEONARD	1	0.0m	1:56.90	55.62s (1)	28.24s (1)
5 FIOKI	2	6.7m	1:57.37	56.30s (0)	28.46s (0)
6 IMA TOP TYCOON	3	7.8m	1:57.45	55.51s (1)	28.03s (2)
7 KETUT	4	10.0m	1:57.61	55.99s (1)	28.65s (2)
1 CRACKA STRIDE	5	14.3m	1:57.91	57.51s (0)	29.31s (0)
2 INTRANSIT	6	28.4m	1:58.91	58.12s (0)	29.86s (1)
4 PLATINUM ROULETTE	7	137.7m	2:06.64	65.66s (1)	36.80s (6)

Finish Position and metres gained from 800m



Sectionals
Powered by



Home of Australian Harness Sectionals

Get your sectionals delivered to your inbox daily

Check out www.pjdata.com.au



The Racing Queensland Board (trading as Racing Queensland) and provider are not responsible for the completeness or accuracy of any of the information contained herein, and makes no representations about its suitability for any purpose.