

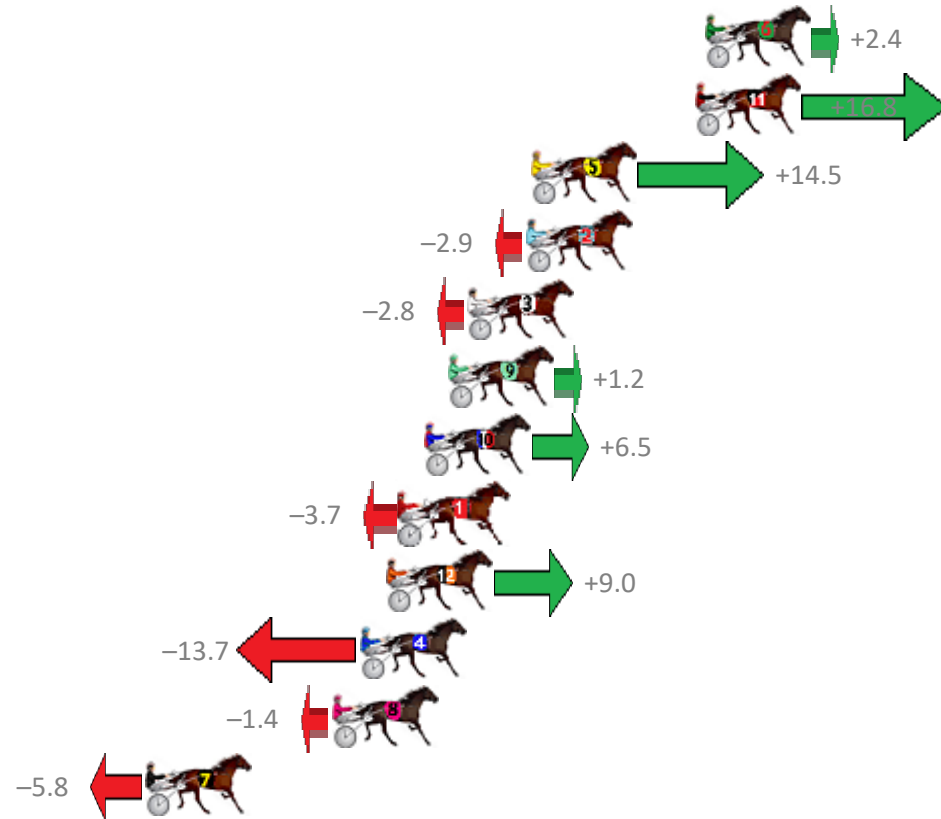
Albion Park Race 1 Distance 2138m

Saturday, 21 December 2019

Gross Time: 2:33.30 MileRate: 1:55.40 LeadTime: 36.80s First Qtr: 29.80s Second Qtr: 29.70s Third Qtr: 28.40s Fourth Qtr: 28.60s

NoHorse	Plc	Margin	Time	800Time (W)	400 Time (W)
6 BALLACHULISH	1	0.0m	2:33.30	56.83s (1)	28.60s (1)
11 TULHURST SANTANNA	2	0.4m	2:33.33	55.80s (2)	28.11s (2)
5 THATS HOW WEROLL	3	6.9m	2:33.79	55.97s (2)	28.22s (2)
2 FEEL THE REIGN	4	7.1m	2:33.81	57.21s (0)	28.79s (0)
3 RANDOM TASK	5	9.4m	2:33.97	57.20s (1)	28.93s (1)
9 HARD TO HEAR	6	10.2m	2:34.03	56.91s (1)	29.11s (2)
10 DAPPER	7	11.1m	2:34.09	56.54s (0)	28.09s (0)
1 TRAIN WRECK	8	12.1m	2:34.17	57.26s (0)	28.84s (0)
12 YKIKAFIL	9	12.6m	2:34.20	56.36s (1)	28.39s (1)
4 COREY WILLIAM	10	13.7m	2:34.28	57.98s (0)	29.58s (0)
8 FEELINGFORAMIRACLE	11	14.8m	2:34.36	57.10s (0)	28.69s (0)
7 STUDLEIGH STRIDE	12	22.2m	2:34.89	57.41s (1)	29.39s (1)

Finish Position and metres gained from 800m



Sectionals
Powered by



Home of Australian Harness Sectionals

Get your sectionals delivered to your inbox daily

Check out www.pjdata.com.au



The Racing Queensland Board (trading as Racing Queensland) and provider are not responsible for the completeness or accuracy of any of the information contained herein, and makes no representations about its suitability for any purpose.

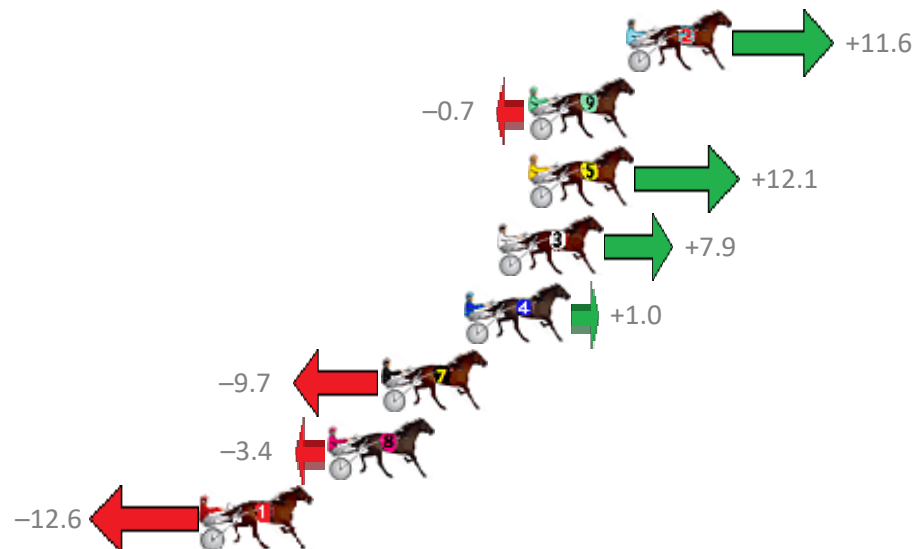
Albion Park Race 2 Distance 1660m

Saturday, 21 December 2019

Gross Time: 1:57.20 MileRate: 1:53.70 LeadTime: 3.30s First Qtr: 26.80s Second Qtr: 30.00s Third Qtr: 28.20s Fourth Qtr: 28.90s

NoHorse	Plc	Margin	Time	800Time (W)	400 Time (W)
2 TIN ROOF RAIDER	1	0.0m	1:57.20	56.27s (1)	28.71s (2)
9 LEXUS ON THE BEACH	2	3.9m	1:57.48	57.15s (1)	28.95s (1)
5 GOTTA BE DOWNTOW	3	3.9m	1:57.48	56.24s (1)	28.56s (2)
3 THREE MUGS IN	4	5.1m	1:57.57	56.54s (0)	28.33s (1)
4 CHARMING MAJOR	5	6.4m	1:57.66	57.03s (1)	28.76s (1)
7 SABRAGE	6	9.7m	1:57.90	57.79s (0)	29.60s (0)
8 OUR MAJOR DAY	7	11.8m	1:58.05	57.34s (0)	28.93s (0)
1 OYSTER STRIDE	8	16.8m	1:58.41	58.00s (0)	29.61s (0)

Finish Position and metres gained from 800m



Sectionals
Powered by



Home of Australian Harness Sectionals

Get your sectionals delivered to your inbox daily

Check out www.pjdata.com.au



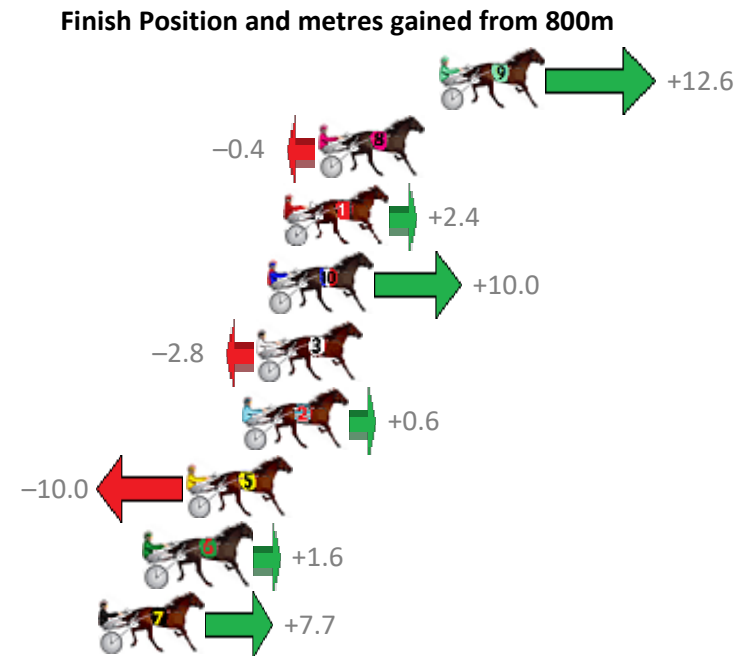
The Racing Queensland Board (trading as Racing Queensland) and provider are not responsible for the completeness or accuracy of any of the information contained herein, and makes no representations about its suitability for any purpose.

Albion Park Race 3 Distance 1660m

Saturday, 21 December 2019

Gross Time: 1:57.40 MileRate: 1:53.80 LeadTime: 3.40s First Qtr: 26.20s Second Qtr: 30.50s Third Qtr: 29.00s Fourth Qtr: 28.30s

NoHorse	Plc	Margin	Time	800Time (W)	400 Time (W)
9 BIG BANG LEONARD	1	0.0m	1:57.40	56.40s (1)	27.41s (1)
8 THREO	2	4.8m	1:57.74	57.33s (1)	28.47s (1)
1 KETUT	3	6.2m	1:57.84	57.13s (0)	28.06s (0)
10 PLATINUM ROULETTE	4	6.8m	1:57.88	56.58s (1)	27.56s (1)
3 COMPLY OR DIE	5	7.2m	1:57.91	57.50s (0)	28.44s (0)
2 MAKE MINE JOE	6	7.8m	1:57.95	57.26s (1)	28.30s (1)
5 CHANGE OF MIND	7	10.0m	1:58.11	58.02s (0)	29.01s (0)
6 WEE JIMMY	8	11.6m	1:58.22	57.19s (0)	28.10s (0)
7 OUR MELS DREAM	9	13.5m	1:58.36	56.75s (1)	27.71s (1)



Sectionals
Powered by



Home of Australian Harness Sectionals

Get your sectionals delivered to your inbox daily

Check out www.pjdata.com.au



The Racing Queensland Board (trading as Racing Queensland) and provider are not responsible for the completeness or accuracy of any of the information contained herein, and makes no representations about its suitability for any purpose.

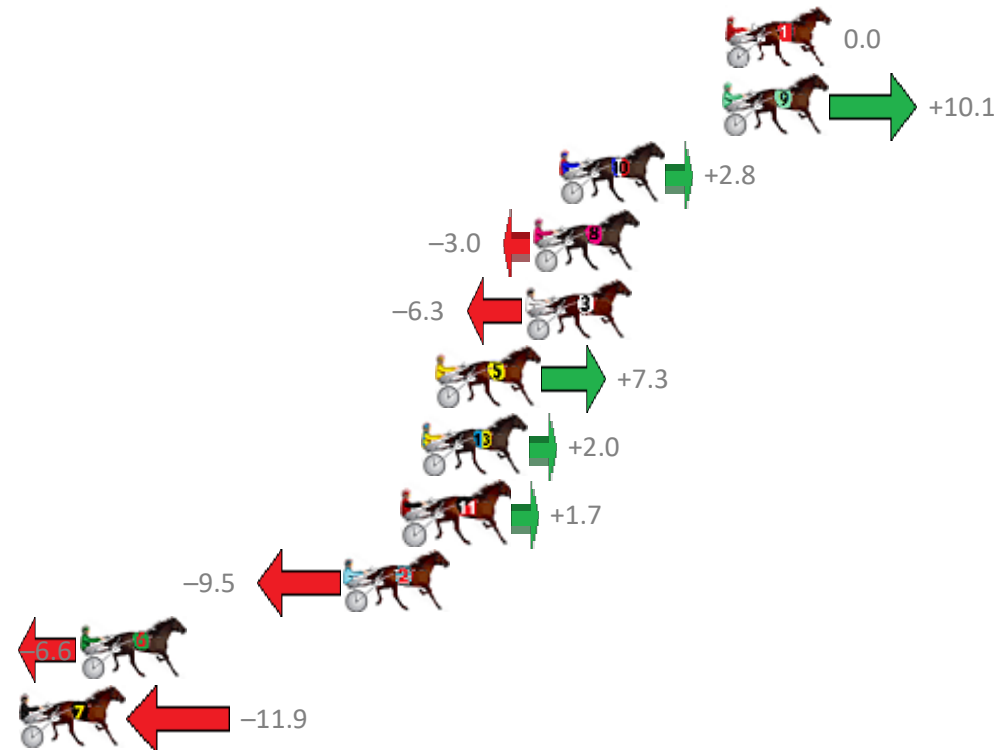
Albion Park Race 4 Distance 1660m

Saturday, 21 December 2019

Gross Time: 1:55.80 MileRate: 1:52.30 LeadTime: 3.30s First Qtr: 27.20s Second Qtr: 29.60s Third Qtr: 28.20s Fourth Qtr: 27.50s

NoHorse	Plc	Margin	Time	800Time (W)	400 Time (W)
1 VIRGIL	1	0.0m	1:55.80	55.70s (0)	27.50s (0)
9 GOVERNOR JUJON	2	0.1m	1:55.81	55.00s (1)	26.81s (1)
10 MUCH BETTOR	3	6.6m	1:56.25	55.51s (0)	27.31s (0)
8 SAINT KILDA BEACH	4	7.6m	1:56.32	55.91s (0)	27.71s (0)
3 TIZ A SIZZLER	5	7.9m	1:56.34	56.14s (1)	27.96s (1)
5 WE SALUTE YOU	6	11.5m	1:56.59	55.19s (1)	26.97s (1)
13 JUST DEAL IT	7	12.0m	1:56.63	55.56s (0)	27.36s (0)
11 RECIPE FOR DREAMING	8	12.7m	1:56.67	55.58s (1)	27.36s (1)
2 RUNFORTHROSES	9	15.1m	1:56.84	56.36s (1)	28.14s (1)
6 TORI MAY	10	25.6m	1:57.56	56.16s (0)	28.01s (0)
7 IM MAJOR HARRY	11	29.5m	1:57.83	56.53s (2)	28.26s (2)

Finish Position and metres gained from 800m



Sectionals
Powered by



Home of Australian Harness Sectionals

Get your sectionals delivered to your inbox daily

Check out www.pjdata.com.au



The Racing Queensland Board (trading as Racing Queensland) and provider are not responsible for the completeness or accuracy of any of the information contained herein, and makes no representations about its suitability for any purpose.

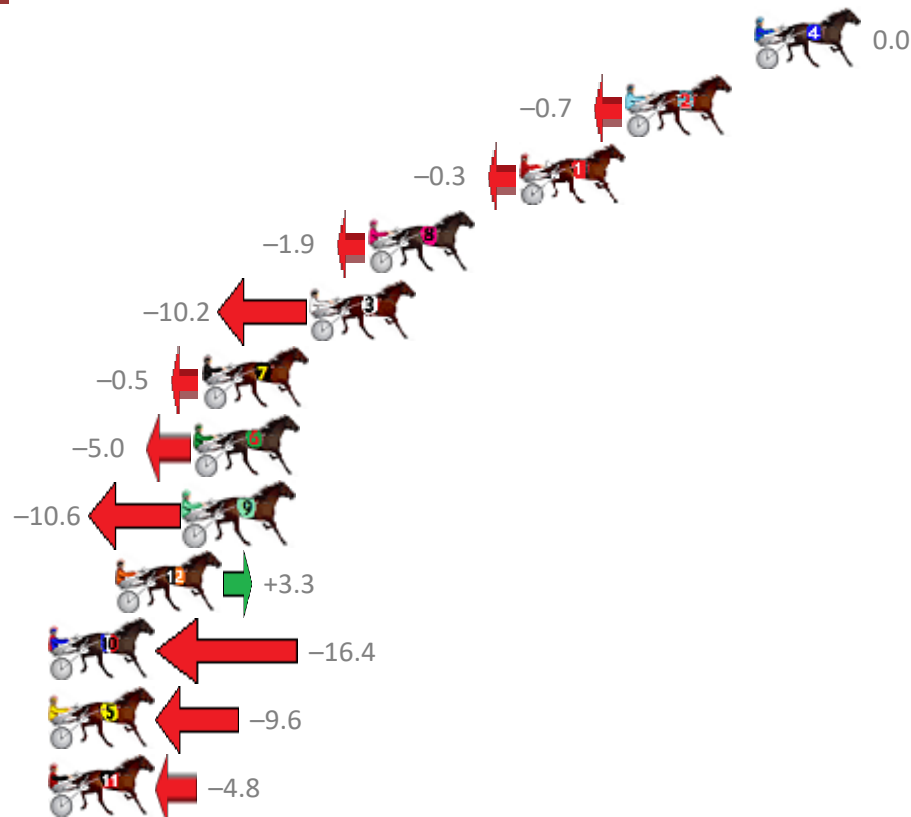
Albion Park Race 5 Distance 1660m

Saturday, 21 December 2019

Gross Time: 1:57.50 MileRate: 1:53.90 LeadTime: 3.30s First Qtr: 27.20s Second Qtr: 31.90s Third Qtr: 28.00s Fourth Qtr: 27.10s

NoHorse	Plc	Margin	Time	800Time (W)	400 Time (W)
4 COLOMBIAN GOLD	1	0.0m	1:57.50	55.10s (0)	27.10s (0)
2 SLIPPERY JADE	2	5.1m	1:57.85	55.15s (0)	27.11s (0)
1 BETTOR BECAUSE	3	9.3m	1:58.13	55.12s (0)	27.08s (0)
8 ARTFUL MAID	4	15.3m	1:58.54	55.23s (0)	27.17s (0)
3 CHERRYS THE BEST	5	17.6m	1:58.69	55.80s (1)	27.63s (1)
7 MACH TORQUE	6	21.9m	1:58.98	55.13s (1)	27.16s (0)
6 PAY ME INTEREST	7	22.2m	1:59.00	55.44s (1)	27.38s (1)
9 OUR DELIGHT	8	22.6m	1:59.03	55.83s (1)	27.68s (1)
12 LAUGHING EMOJI	9	25.3m	1:59.21	54.87s (2)	27.26s (2)
10 ALE ALE KAI	10	28.4m	1:59.42	56.23s (2)	28.64s (1)
5 MY DESIGN	11	28.6m	1:59.44	55.76s (2)	28.14s (2)
11 URBAN GIRL	12	29.0m	1:59.46	55.43s (2)	27.82s (2)

Finish Position and metres gained from 800m



Sectionals
Powered by



Home of Australian Harness Sectionals

Get your sectionals delivered to your inbox daily

Check out www.pjdata.com.au



The Racing Queensland Board (trading as Racing Queensland) and provider are not responsible for the completeness or accuracy of any of the information contained herein, and makes no representations about its suitability for any purpose.

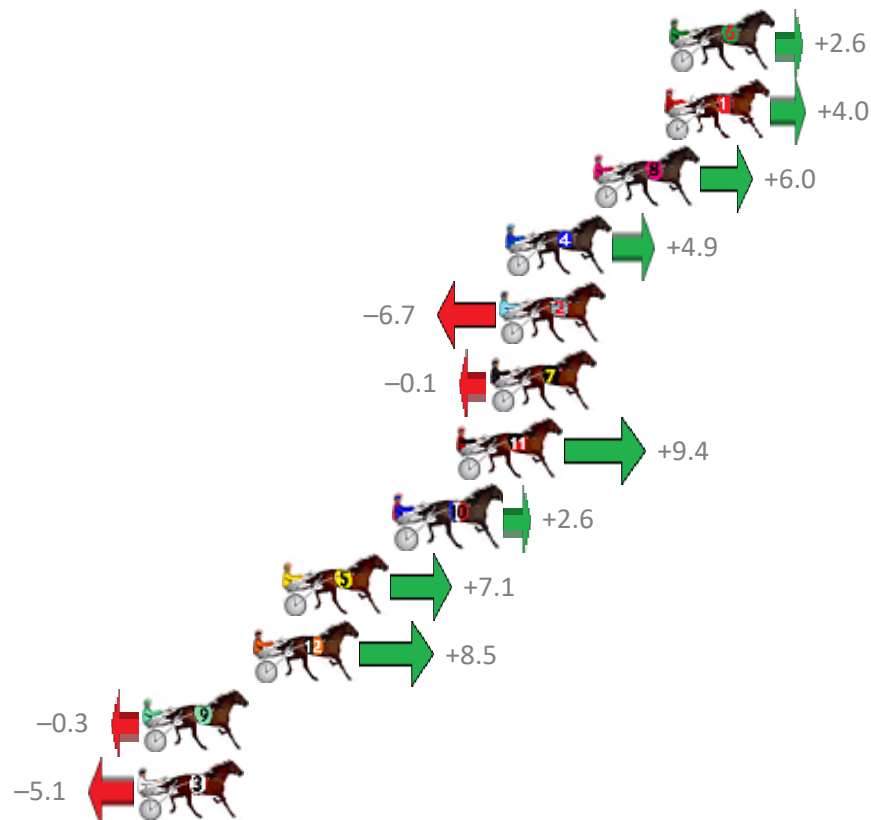
Albion Park Race 6 Distance 2138m

Saturday, 21 December 2019

Gross Time: 2:32.40 MileRate: 1:54.70 LeadTime: 37.30s First Qtr: 29.80s Second Qtr: 30.00s Third Qtr: 28.10s Fourth Qtr: 27.20s

NoHorse	Plc	Margin	Time	800Time (W)	400 Time (W)
6 COLT THIRTY ONE	1	0.0m	2:32.40	55.12s (1)	27.13s (1)
1 BAD BILLY	2	0.2m	2:32.41	55.02s (0)	26.93s (0)
8 MY MASTERCRAFTSMA	3	3.0m	2:32.60	54.89s (0)	26.81s (0)
4 MACH ALERT	4	6.5m	2:32.84	54.96s (1)	26.95s (1)
2 GLENFERRIE HOOD	5	6.7m	2:32.86	55.76s (0)	27.66s (0)
7 MATTGREGOR	6	7.1m	2:32.88	55.31s (1)	27.33s (1)
11 DREAM TO SHARE	7	8.4m	2:32.97	54.65s (0)	26.57s (0)
10 ALLELUIA	8	10.8m	2:33.13	55.12s (0)	27.04s (0)
5 WATCH PULP FICTION	9	15.3m	2:33.44	54.81s (0)	27.19s (1)
12 FAME ASSURED	10	16.5m	2:33.52	54.71s (1)	27.36s (2)
9 ALWAYS IN COMMAND	11	20.9m	2:33.82	55.32s (1)	27.93s (2)
3 SMOOTH SHOWGIRL	12	21.1m	2:33.83	55.65s (1)	28.27s (2)

Finish Position and metres gained from 800m



Sectionals
Powered by



Home of Australian Harness Sectionals

Get your sectionals delivered to your inbox daily

Check out www.pjdata.com.au



The Racing Queensland Board (trading as Racing Queensland) and provider are not responsible for the completeness or accuracy of any of the information contained herein, and makes no representations about its suitability for any purpose.

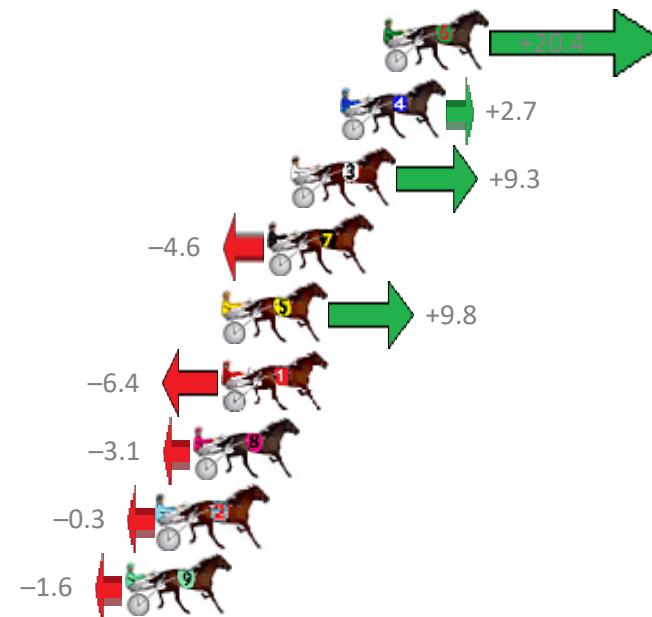
Albion Park Race 7 Distance 1660m

Saturday, 21 December 2019

Gross Time: 1:58.50 MileRate: 1:54.90 LeadTime: 3.40s First Qtr: 28.10s Second Qtr: 30.70s Third Qtr: 28.60s Fourth Qtr: 27.70s

NoHorse	Plc	Margin	Time	800Time (W)	400 Time (W)
6 JUSTALITTLE TORQUE	1	0.0m	1:58.50	54.86s (2)	26.98s (3)
4 CLARRY	2	1.7m	1:58.62	56.11s (1)	27.57s (2)
3 CLARKEY	3	3.7m	1:58.76	55.65s (1)	26.97s (2)
7 SEEUINNASHVILLE	4	4.6m	1:58.82	56.62s (1)	28.02s (1)
5 CASINO TOMMY	5	6.4m	1:58.94	55.61s (2)	27.73s (3)
1 INVINCIBLE LOXTON	6	6.4m	1:58.94	56.75s (0)	27.94s (0)
8 BEAVER	7	7.5m	1:59.02	56.52s (0)	27.65s (0)
2 WHISKEY BLAZE	8	8.9m	1:59.12	56.32s (1)	27.69s (1)
9 FIOKI	9	10.2m	1:59.21	56.41s (0)	27.51s (0)

Finish Position and metres gained from 800m



Sectionals
Powered by



Home of Australian Harness Sectionals

Get your sectionals delivered to your inbox daily

Check out www.pjdata.com.au



The Racing Queensland Board (trading as Racing Queensland) and provider are not responsible for the completeness or accuracy of any of the information contained herein, and makes no representations about its suitability for any purpose.


Albion Park Race 8 Distance 2647m

Saturday, 21 December 2019

Gross Time: 3:19.40 MileRate: 2:01.20 LeadTime: 80.30s First Qtr: 30.80s Second Qtr: 30.40s Third Qtr: 28.60s Fourth Qtr: 29.30s

NoHorse	Plc	Margin	Time	800Time (W)	400 Time (W)
1 WEE MAN TROUBLE	1	0.0m	3:19.40	57.60s (0)	28.99s (0)
9 GEE UP NEDDY	2	0.2m	3:19.41	57.38s (2)	29.17s (1)
3 REIGN ON ME	3	1.1m	3:19.48	57.98s (0)	29.38s (0)
11 MIRACLE RISING	4	3.8m	3:19.68	57.57s (0)	28.95s (0)
15 OUR OVERANOVA	5	23.6m	3:21.13	57.71s (2)	29.26s (1)
6 ANY OLD WAY	6	27.2m	3:21.39	59.58s (1)	30.44s (1)
12 SOUTHERN ALPS	7	28.7m	3:21.50	59.22s (1)	30.22s (1)
4 FOURSHARESMOREBEE	8	30.2m	3:21.61	59.13s (0)	30.41s (0)
10 QUIETLY SPOKEN	9	30.4m	3:21.63	59.22s (2)	30.63s (2)
13 NORTHERN MUSCLE	10	34.9m	3:21.96	59.18s (2)	30.70s (3)
7 MAJESTIC SIMON	11	35.1m	3:21.97	59.14s (1)	30.42s (2)
14 EMPIRE BAY	12	35.9m	3:22.03	58.93s (2)	30.44s (3)
8 ASTRAL RULER	13	127.0m	3:28.70	61.66s (0)	33.11s (0)
5 AVEROSS DON	14	136.1m	3:29.37	66.42s (0)	36.78s (0)

Finish Position and metres gained from 800m



Sectionals
Powered by



Home of Australian Harness Sectionals

Get your sectionals delivered to your inbox daily

Check out www.pjdata.com.au



The Racing Queensland Board (trading as Racing Queensland) and provider are not responsible for the completeness or accuracy of any of the information contained herein, and makes no representations about its suitability for any purpose.

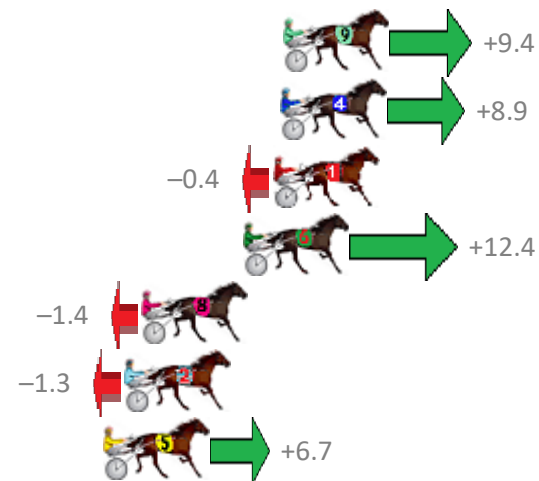
Albion Park Race 9 Distance 1660m

Saturday, 21 December 2019

Gross Time: 1:57.90 MileRate: 1:54.30 LeadTime: 3.40s First Qtr: 28.40s Second Qtr: 29.70s Third Qtr: 28.20s Fourth Qtr: 28.20s

NoHorse	Plc	Margin	Time	800Time (W)	400 Time (W)
9 CLINTAL DO	1	0.0m	1:57.90	55.74s (1)	27.97s (2)
4 HUGHIE GREEN	2	0.1m	1:57.91	55.77s (0)	27.63s (0)
1 SPIKE BROMAC	3	0.4m	1:57.93	56.43s (0)	28.23s (0)
6 ROCK WITH SAM	4	1.6m	1:58.01	55.53s (1)	27.65s (2)
8 SQUIRE	5	5.6m	1:58.29	56.50s (0)	28.31s (0)
2 INNOCENT CROCKER	6	6.3m	1:58.34	56.49s (1)	28.32s (1)
5 PARISIAN ROCKSTAR	7	7.1m	1:58.40	55.93s (0)	27.97s (1)
3 TULHURST ACE	8	20.7m	1:59.36	57.80s (1)	29.63s (1)

Finish Position and metres gained from 800m



Sectionals
Powered by



Home of Australian Harness Sectionals

Get your sectionals delivered to your inbox daily

Check out www.pjdata.com.au



The Racing Queensland Board (trading as Racing Queensland) and provider are not responsible for the completeness or accuracy of any of the information contained herein, and makes no representations about its suitability for any purpose.

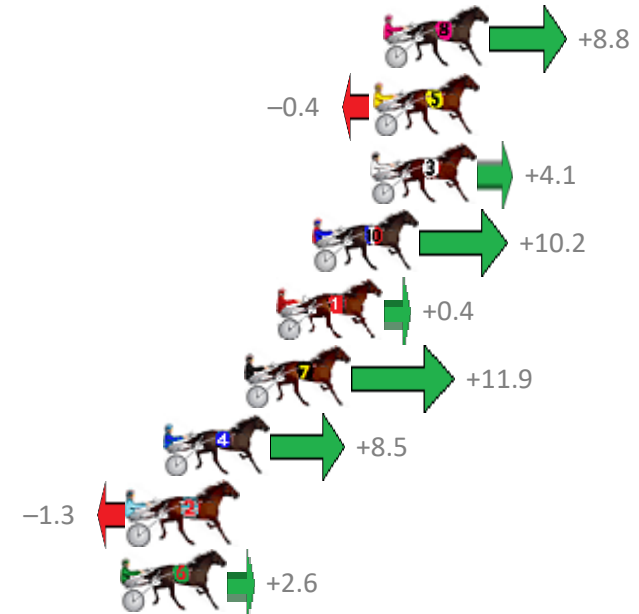
Albion Park Race 10 Distance 1660m

Saturday, 21 December 2019

Gross Time: 1:57.00 MileRate: 1:53.50 LeadTime: 3.30s First Qtr: 27.10s Second Qtr: 29.90s Third Qtr: 28.20s Fourth Qtr: 28.50s

NoHorse	Plc	Margin	Time	800Time (W)	400 Time (W)
8 DANCE FOR GLORY	1	0.0m	1:57.00	56.08s (0)	27.80s (0)
5 ZAHVEN BANNER	2	0.4m	1:57.03	56.73s (0)	28.53s (0)
3 TYGAR	3	0.5m	1:57.04	56.41s (1)	28.35s (1)
10 WEEDONS EXPRESS	4	2.8m	1:57.20	55.98s (1)	27.83s (1)
1 CHAPTER ONE	5	4.2m	1:57.30	56.67s (0)	28.40s (0)
7 LIVING AGAIN	6	5.5m	1:57.39	55.86s (0)	27.58s (0)
4 RUN BOY RUN	7	8.7m	1:57.62	56.10s (1)	27.92s (1)
2 PSYCHEDELIC	8	10.1m	1:57.72	56.79s (1)	28.69s (1)
6 OUR BONDI BEACH	9	10.4m	1:57.74	56.52s (0)	28.24s (0)

Finish Position and metres gained from 800m



Sectionals
Powered by



Home of Australian Harness Sectionals

Get your sectionals delivered to your inbox daily

Check out www.pjdata.com.au



The Racing Queensland Board (trading as Racing Queensland) and provider are not responsible for the completeness or accuracy of any of the information contained herein, and makes no representations about its suitability for any purpose.