

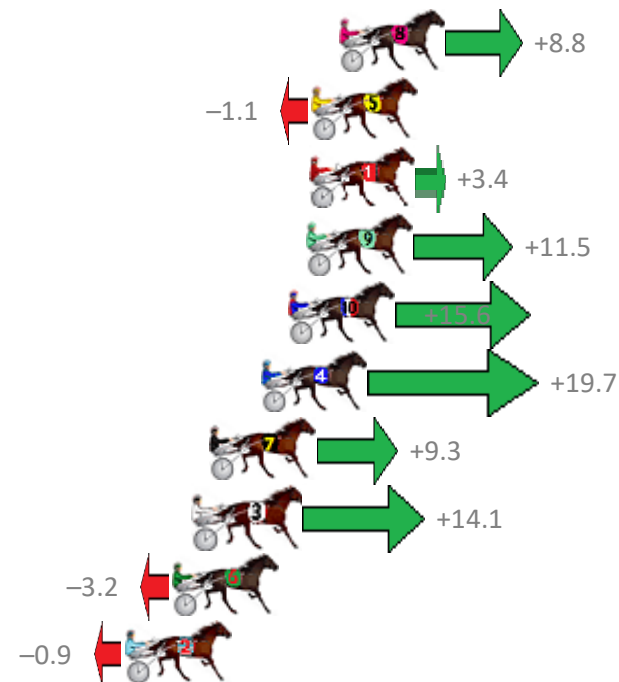
Albion Park Race 1 Distance 1660m

Saturday, 19 October 2019

Gross Time: 1:57.80 MileRate: 1:54.20 LeadTime: 3.30s First Qtr: 26.90s Second Qtr: 31.60s Third Qtr: 27.90s Fourth Qtr: 28.10s

NoHorse	Plc	Margin	Time	800Time (W)	400 Time (W)
8 MAJESTIC KIWI	1	0.0m	1:57.80	55.38s (0)	27.47s (0)
5 CHARMING MAJOR	2	1.1m	1:57.88	56.08s (0)	28.18s (0)
1 MONTANA CHIEF	3	1.2m	1:57.88	55.76s (0)	27.86s (0)
9 MR KALYPSO	4	1.3m	1:57.89	55.19s (1)	27.85s (2)
10 GETARATTLEON	5	2.0m	1:57.94	54.91s (1)	27.58s (2)
4 ONLY IN ROME	6	3.1m	1:58.02	54.62s (1)	27.28s (2)
7 STORMONT STAR	7	5.1m	1:58.16	55.35s (0)	27.49s (0)
3 FORTYEIGHTHENSON	8	5.7m	1:58.20	55.01s (0)	27.66s (1)
6 IM MAJOR HARRY	9	6.6m	1:58.26	56.22s (1)	28.42s (1)
2 CAPTAIN COSMONAUT	10	8.5m	1:58.40	56.06s (1)	28.22s (1)

Finish Position and metres gained from 800m



Sectionals
Powered by



Home of Australian Harness Sectionals

Get your sectionals delivered to your inbox daily

Check out www.pjdata.com.au



The Racing Queensland Board (trading as Racing Queensland) and provider are not responsible for the completeness or accuracy of any of the information contained herein, and makes no representations about its suitability for any purpose.

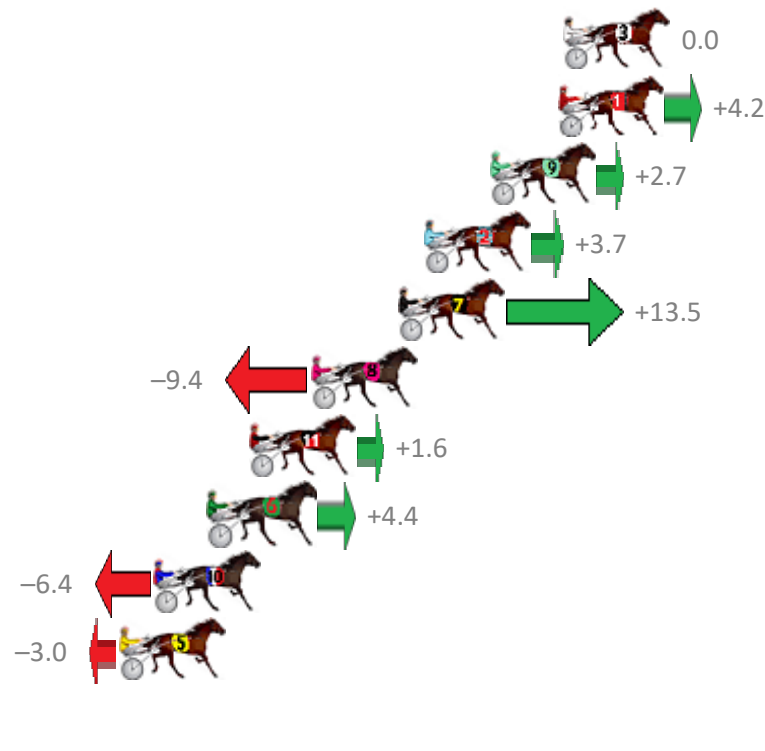
Albion Park Race 2 Distance 2138m

Saturday, 19 October 2019

Gross Time: 2:32.00 MileRate: 1:54.40 LeadTime: 36.40s First Qtr: 30.00s Second Qtr: 29.60s Third Qtr: 28.70s Fourth Qtr: 27.30s

No	Horse	Plc	Margin	Time	800Time (W)	400 Time (W)
3	CLARRY	1	0.0m	2:32.00	56.00s (0)	27.30s (0)
1	THREE MUGS IN	2	0.2m	2:32.01	55.71s (0)	27.00s (0)
9	CLASSIE AMERICAN	3	2.9m	2:32.20	55.81s (1)	27.13s (2)
2	ELMS CREEK	4	5.5m	2:32.38	55.74s (0)	27.06s (0)
7	MY MASTERCRAFTSMA	5	6.5m	2:32.44	55.06s (1)	26.72s (1)
8	LEXUS ON THE BEACH	6	10.0m	2:32.68	56.66s (1)	27.87s (1)
11	ELMAUR JOY	7	12.4m	2:32.85	55.89s (0)	27.23s (0)
6	TWITTER BROMAC	8	14.0m	2:32.96	55.69s (0)	27.05s (0)
10	MAJOR CURRENCY	9	16.2m	2:33.11	56.45s (1)	27.78s (3)
5	BEAU CISHLOM	10	17.6m	2:33.20	56.21s (1)	27.57s (2)
4	SWEET AS	11	28.1m	2:33.92	56.19s (1)	27.80s (2)

Finish Position and metres gained from 800m



Sectionals
Powered by



Home of Australian Harness Sectionals

Get your sectionals delivered to your inbox daily

Check out www.pjdata.com.au

The Racing Queensland Board (trading as Racing Queensland) and provider are not responsible for the completeness or accuracy of any of the information contained herein, and makes no representations about its suitability for any purpose.

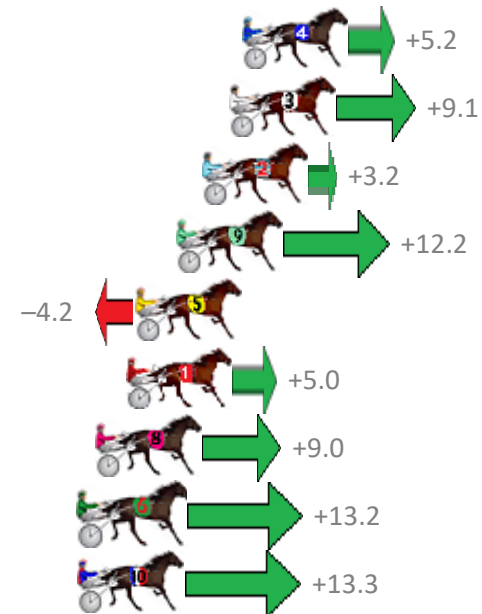
Albion Park Race 3 Distance 1660m

Saturday, 19 October 2019

Gross Time: 1:58.10 MileRate: 1:54.50 LeadTime: 3.30s First Qtr: 27.30s Second Qtr: 30.70s Third Qtr: 28.30s Fourth Qtr: 28.50s

NoHorse	Plc	Margin	Time	800Time (W)	400 Time (W)
4 OUR LITTLE DIGGER	1	0.0m	1:58.10	56.43s (0)	28.20s (0)
3 SPRINGFIELD SPIRIT	2	0.5m	1:58.14	56.15s (1)	28.01s (1)
2 EARL JUJON	3	1.6m	1:58.21	56.57s (1)	28.41s (1)
9 HARD TO HEAR	4	2.6m	1:58.29	55.93s (1)	27.83s (1)
5 GREGS LEGACY	5	4.2m	1:58.40	57.10s (0)	28.80s (0)
1 THE GOLDEN CROSS	6	4.6m	1:58.43	56.44s (0)	28.17s (0)
8 FEELINGFORARAINBOW	7	5.8m	1:58.51	56.16s (0)	27.86s (0)
6 FLYING WINGARD	8	6.4m	1:58.56	55.86s (0)	27.56s (0)
10 SOLDIER OF FORTUNE	9	6.5m	1:58.56	55.86s (1)	27.79s (1)

Finish Position and metres gained from 800m



Sectionals
Powered by



Home of Australian Harness Sectionals

Get your sectionals delivered to your inbox daily

Check out www.pjdata.com.au



The Racing Queensland Board (trading as Racing Queensland) and provider are not responsible for the completeness or accuracy of any of the information contained herein, and makes no representations about its suitability for any purpose.

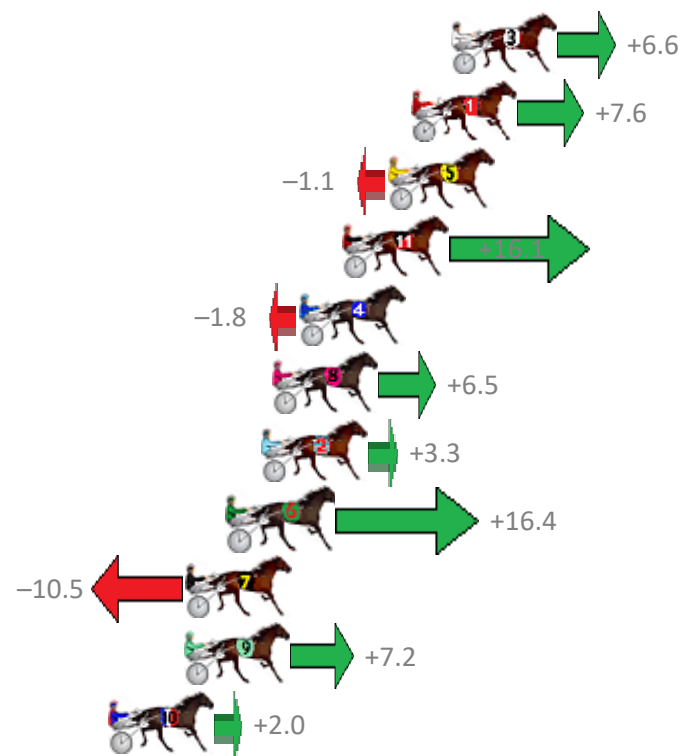
Albion Park Race 4 Distance 1660m

Saturday, 19 October 2019

Gross Time: 1:58.00 MileRate: 1:54.40 LeadTime: 3.50s First Qtr: 26.90s Second Qtr: 30.10s Third Qtr: 28.10s Fourth Qtr: 29.40s

NoHorse	Plc	Margin	Time	800Time (W)	400 Time (W)
3 CC JONES	1	0.0m	1:58.00	57.03s (1)	29.02s (1)
1 LIVING GRAND	2	1.6m	1:58.12	56.95s (0)	28.80s (0)
5 SIR MACADOR	3	2.5m	1:58.18	57.58s (1)	29.51s (1)
11 RANFURLY RULZ	4	4.3m	1:58.32	56.34s (1)	28.36s (1)
4 COAST WARNING	5	6.0m	1:58.44	57.63s (0)	29.52s (0)
8 RUATO BAY	6	7.1m	1:58.52	57.03s (0)	28.88s (0)
2 WILLS	7	7.5m	1:58.55	57.26s (1)	29.25s (1)
6 IMA BIRUBI BOY	8	8.8m	1:58.65	56.32s (1)	28.43s (2)
7 CIRCLE LINE	9	10.5m	1:58.77	58.25s (0)	30.17s (0)
9 CONDAFEW	10	10.6m	1:58.78	56.98s (0)	28.83s (0)
10 VANDE VELDE	11	13.6m	1:59.00	57.36s (1)	29.37s (1)

Finish Position and metres gained from 800m



Sectionals
Powered by



Home of Australian Harness Sectionals

Get your sectionals delivered to your inbox daily

Check out www.pjdata.com.au

The Racing Queensland Board (trading as Racing Queensland) and provider are not responsible for the completeness or accuracy of any of the information contained herein, and makes no representations about its suitability for any purpose.

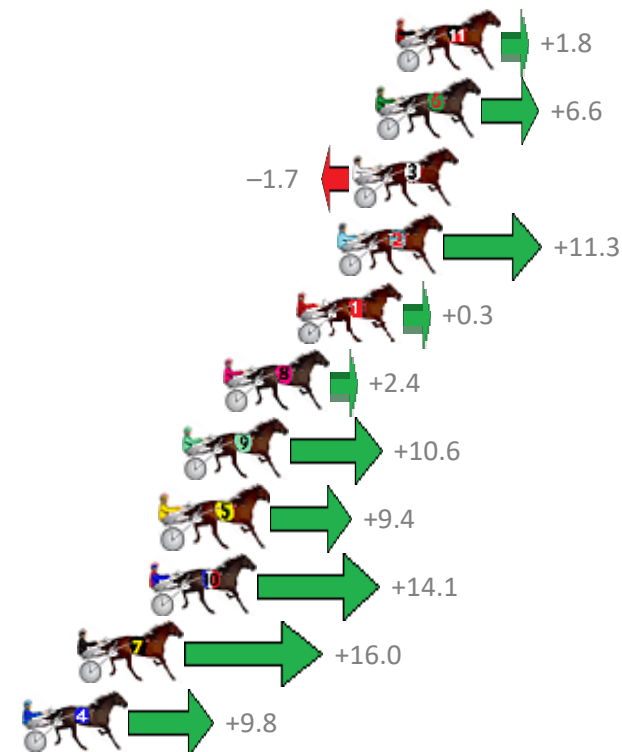
Albion Park Race 5 Distance 1660m

Saturday, 19 October 2019

Gross Time: 1:57.80 MileRate: 1:54.20 LeadTime: 3.50s First Qtr: 28.00s Second Qtr: 29.80s Third Qtr: 27.90s Fourth Qtr: 28.60s

NoHorse	Plc	Margin	Time	800Time (W)	400 Time (W)
11 MADAME LEZA	1	0.0m	1:57.80	56.37s (1)	28.47s (1)
6 MATRON JUJON	2	0.8m	1:57.86	56.03s (1)	28.20s (1)
3 VICTREE MIKAYLA	3	1.7m	1:57.92	56.62s (0)	28.72s (0)
2 CUPCAKESNWHIPCREA	4	2.3m	1:57.96	55.70s (1)	27.96s (1)
1 KAY NORA SHANNON	5	3.9m	1:58.08	56.48s (0)	28.48s (0)
8 SOULWRITER	6	6.8m	1:58.29	56.33s (0)	28.30s (0)
9 BARA CHARLOTTE	7	8.4m	1:58.40	55.75s (1)	28.04s (1)
5 MISS CATALINA	8	9.2m	1:58.46	55.84s (0)	28.10s (0)
10 STEVIE DEE	9	9.7m	1:58.49	55.50s (1)	27.79s (1)
7 JANIES GOT A GUN	10	12.6m	1:58.70	55.37s (1)	27.61s (1)
4 COLOMBIAN GOLD	11	14.8m	1:58.86	55.81s (0)	28.14s (0)

Finish Position and metres gained from 800m



Sectionals
Powered by



Home of Australian Harness Sectionals

Get your sectionals delivered to your inbox daily

Check out www.pjdata.com.au



The Racing Queensland Board (trading as Racing Queensland) and provider are not responsible for the completeness or accuracy of any of the information contained herein, and makes no representations about its suitability for any purpose.

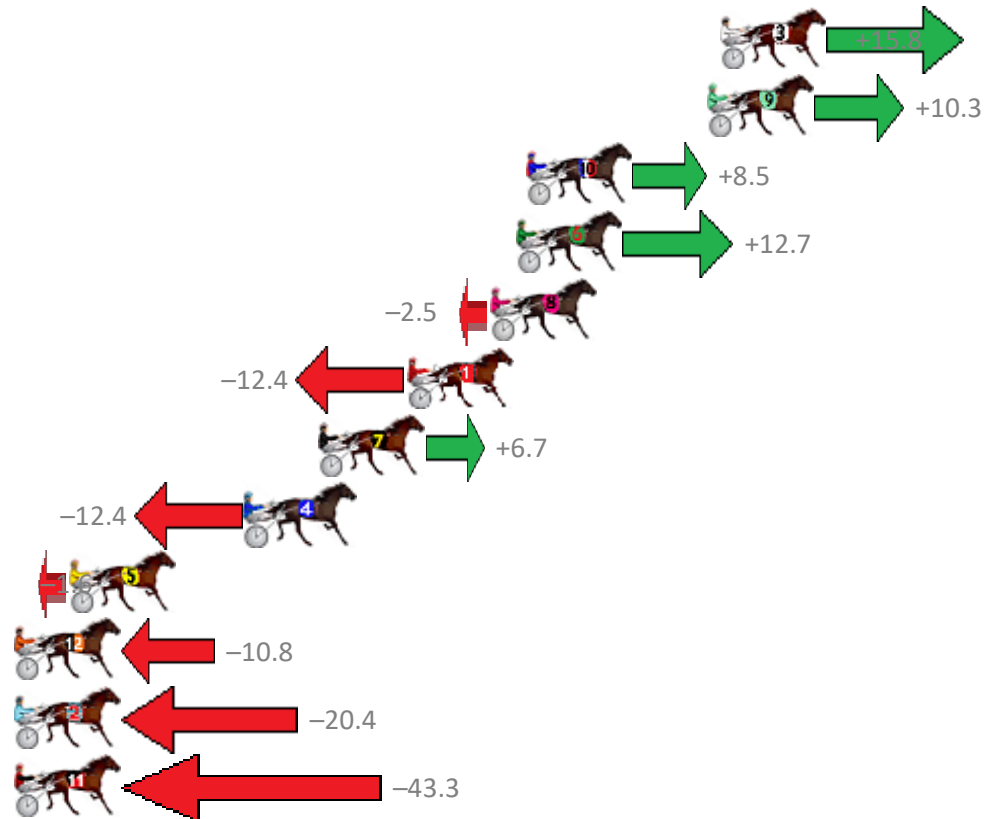
Albion Park Race 6 Distance 2138m

Saturday, 19 October 2019

Gross Time: 2:31.30 MileRate: 1:53.90 LeadTime: 36.00s First Qtr: 28.40s Second Qtr: 29.30s Third Qtr: 28.80s Fourth Qtr: 28.80s

NoHorse	Plc	Margin	Time	800Time (W)	400 Time (W)
3 TIN ROOF RAIDER	1	0.0m	2:31.30	56.46s (1)	28.17s (2)
9 JUSTALITTLE TORQUE	2	0.5m	2:31.34	56.86s (0)	28.23s (0)
10 ROYAL LINCOLN	3	7.7m	2:31.85	56.99s (0)	28.42s (0)
6 RUN BOY RUN	4	8.1m	2:31.88	56.69s (1)	28.40s (2)
8 ALE ALE KAI	5	9.1m	2:31.96	57.78s (0)	29.15s (0)
1 SPEECH IS SILVER	6	12.4m	2:32.19	58.49s (0)	29.69s (0)
7 CAESARS ASTRUM	7	15.9m	2:32.44	57.12s (0)	28.63s (1)
4 DAPPER	8	18.8m	2:32.65	58.49s (1)	29.79s (1)
5 GOTTA MOMENT	9	25.8m	2:33.16	57.72s (2)	29.16s (2)
12 THATS HOW WEROLL	10	30.0m	2:33.46	58.38s (2)	30.23s (3)
2 COBBLER LANE	11	31.6m	2:33.58	59.07s (1)	30.74s (2)
11 MELANNA BEACH	12	88.3m	2:37.66	60.72s (0)	30.84s (0)

Finish Position and metres gained from 800m



Sectionals
Powered by



Home of Australian Harness Sectionals

Get your sectionals delivered to your inbox daily

Check out www.pjdata.com.au



The Racing Queensland Board (trading as Racing Queensland) and provider are not responsible for the completeness or accuracy of any of the information contained herein, and makes no representations about its suitability for any purpose.

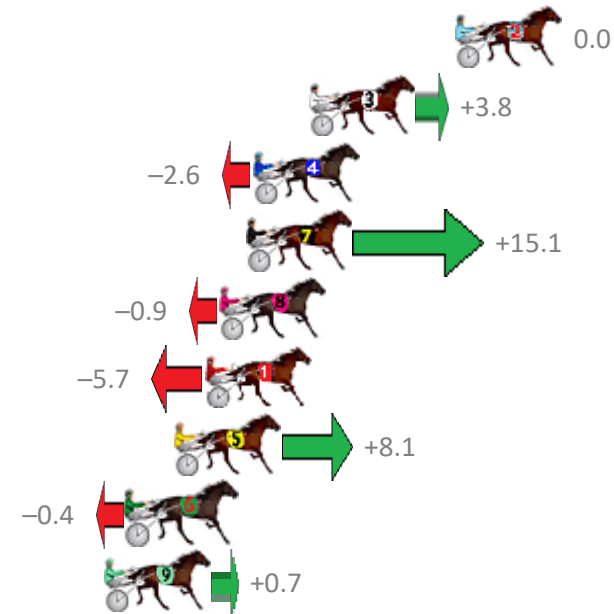
Albion Park Race 7 Distance 2138m

Saturday, 19 October 2019

Gross Time: 2:37.40 MileRate: 1:58.50 LeadTime: 37.10s First Qtr: 31.00s Second Qtr: 32.20s Third Qtr: 29.80s Fourth Qtr: 27.30s

NoHorse	Plc	Margin	Time	800Time (W)	400 Time (W)
2 KURAHAUPO GAMBLER	1	0.0m	2:37.40	57.10s (0)	27.30s (0)
3 MISTER HART	2	5.8m	2:37.80	56.83s (1)	27.34s (1)
4 RECIPE FOR DREAMING	3	8.0m	2:37.95	57.29s (1)	27.85s (1)
7 BALLATOR THOR	4	8.3m	2:37.97	56.02s (1)	26.86s (2)
8 DONNY JONES	5	9.3m	2:38.03	57.16s (0)	27.28s (0)
1 ARES	6	9.9m	2:38.08	57.51s (0)	27.63s (0)
5 SACHE GIRL	7	11.1m	2:38.16	56.52s (1)	27.36s (2)
6 CHINOOK WINDS	8	13.0m	2:38.29	57.13s (0)	27.16s (0)
9 JEROSH	9	13.9m	2:38.35	57.05s (1)	27.44s (1)

Finish Position and metres gained from 800m



Sectionals
Powered by



Home of Australian Harness Sectionals

Get your sectionals delivered to your inbox daily

Check out www.pjdata.com.au



The Racing Queensland Board (trading as Racing Queensland) and provider are not responsible for the completeness or accuracy of any of the information contained herein, and makes no representations about its suitability for any purpose.

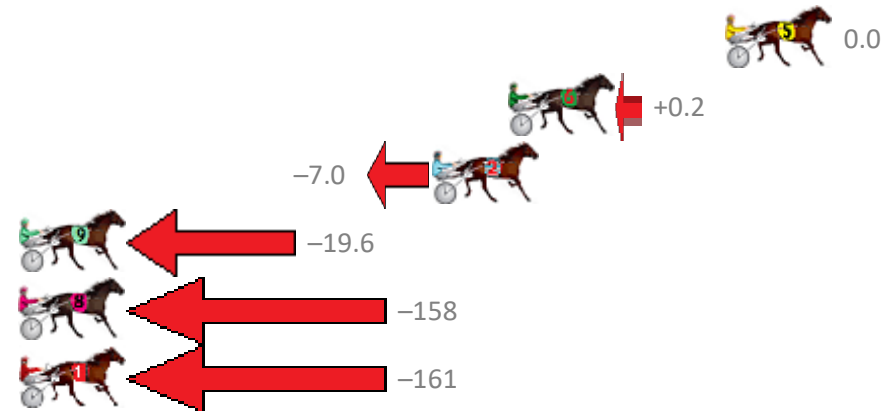
Albion Park Race 8 Distance 2138m

Saturday, 19 October 2019

Gross Time: 2:35.10 MileRate: 1:56.80 LeadTime: 35.80s First Qtr: 31.00s Second Qtr: 31.90s Third Qtr: 30.20s Fourth Qtr: 26.20s

NoHorse	Plc	Margin	Time	800Time (W)	400 Time (W)
5 FAME ASSURED	1	0.0m	2:35.10	56.40s (0)	26.20s (0)
6 HUGHIE GREEN	2	8.6m	2:35.66	56.39s (0)	26.68s (1)
2 CHANTREY	3	11.6m	2:35.86	56.89s (0)	26.61s (0)
9 ELENIARK	4	79.6m	2:40.31	57.78s (0)	27.81s (0)
8 WHISKEY BLAZE	5	278.0m	2:53.31	67.54s (0)	32.62s (0)
1 OUR HI JINX	6	285.7m	2:53.81	67.73s (0)	32.80s (0)

Finish Position and metres gained from 800m



Sectionals
Powered by



Home of Australian Harness Sectionals

Get your sectionals delivered to your inbox daily

Check out www.pjdata.com.au



The Racing Queensland Board (trading as Racing Queensland) and provider are not responsible for the completeness or accuracy of any of the information contained herein, and makes no representations about its suitability for any purpose.

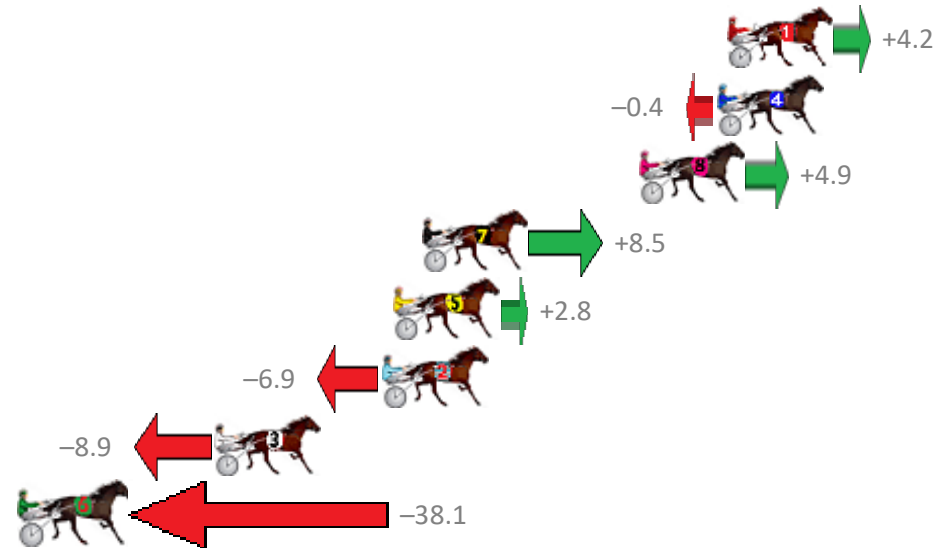
Albion Park Race 9 Distance 2138m

Saturday, 19 October 2019

Gross Time: 2:36.60 MileRate: 1:57.80 LeadTime: 38.20s First Qtr: 31.70s Second Qtr: 29.90s Third Qtr: 29.10s Fourth Qtr: 27.70s

NoHorse	Plc	Margin	Time	800Time (W)	400 Time (W)
1 WEE JIMMY	1	0.0m	2:36.60	56.50s (0)	27.41s (0)
4 GRIZZLY MONTANA	2	0.4m	2:36.63	56.83s (0)	27.73s (0)
8 HAVANA MOON	3	3.5m	2:36.84	56.45s (0)	27.35s (0)
7 OUR MEMPHIS MAC	4	12.1m	2:37.44	56.20s (1)	27.53s (3)
5 FEELINGFORAMIRACLE	5	13.2m	2:37.51	56.60s (1)	27.67s (2)
2 JACKS GAMBIT	6	13.7m	2:37.55	57.29s (1)	28.04s (1)
3 LANCELOT BROMAC	7	20.3m	2:38.01	57.43s (1)	28.51s (2)
6 KARINYA MULLY	8	39.9m	2:39.36	59.51s (1)	30.16s (1)

Finish Position and metres gained from 800m



Sectionals
Powered by



Home of Australian Harness Sectionals

Get your sectionals delivered to your inbox daily

Check out www.pjdata.com.au



The Racing Queensland Board (trading as Racing Queensland) and provider are not responsible for the completeness or accuracy of any of the information contained herein, and makes no representations about its suitability for any purpose.