

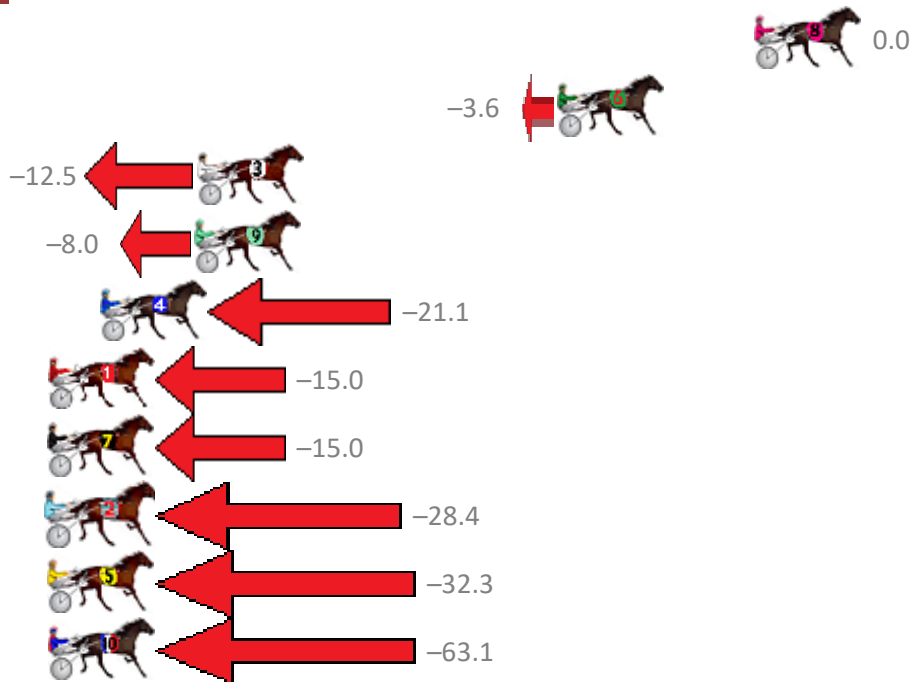
Albion Park Race 1 Distance 1660m

Thursday, 3 October 2019

Gross Time: 1:57.90 MileRate: 1:54.30 LeadTime: 3.50s First Qtr: 27.80s Second Qtr: 29.50s Third Qtr: 28.90s Fourth Qtr: 28.20s

No	Horse	Plc	Margin	Time	800Time (W)	400 Time (W)
8	BILLY LINCOLN	1	0.0m	1:57.90	57.10s (0)	28.20s (0)
6	WILD ABOUT TOWN	2	7.8m	1:58.45	57.36s (1)	28.54s (1)
3	DATSGOOD	3	22.1m	1:59.46	57.99s (1)	29.11s (0)
9	GIVE ME FIFTY	4	22.2m	1:59.47	57.67s (1)	28.57s (1)
4	CHEYENNE AUTUMN	5	25.9m	1:59.73	58.61s (0)	28.86s (0)
1	TORQUE TO THE MAX	6	29.0m	1:59.94	58.17s (0)	28.40s (0)
7	LA BELLE CHEVAL	7	34.2m	2:00.31	58.17s (1)	29.05s (1)
2	CLASSYTOFF	8	38.0m	2:00.58	59.13s (0)	29.34s (0)
5	OOZINVILLE	9	50.5m	2:01.46	59.41s (0)	29.65s (1)
10	MAJOR HEI	10	77.5m	2:03.36	61.60s (2)	31.80s (2)

Finish Position and metres gained from 800m



Sectionals
Powered by



Home of Australian Harness Sectionals

Get your sectionals delivered to your inbox daily

Check out www.pjdata.com.au



The Racing Queensland Board (trading as Racing Queensland) and provider are not responsible for the completeness or accuracy of any of the information contained herein, and makes no representations about its suitability for any purpose.

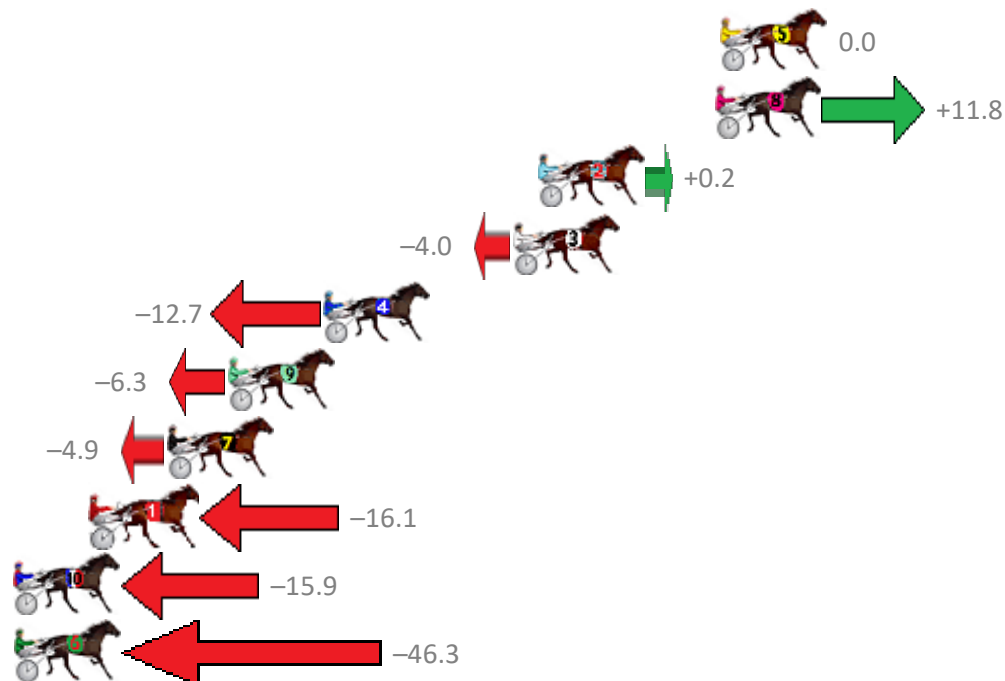
Albion Park Race 2 Distance 1660m

Thursday, 3 October 2019

Gross Time: 2:00.90 MileRate: 1:57.20 LeadTime: 3.50s First Qtr: 27.90s Second Qtr: 31.00s Third Qtr: 29.50s Fourth Qtr: 29.00s

NoHorse	Plc	Margin	Time	800Time (W)	400 Time (W)
5 MONTANA NIGHTS	1	0.0m	2:00.90	58.50s (0)	29.00s (0)
8 ALSJEANSMAXSSTAR	2	0.2m	2:00.91	57.64s (1)	28.12s (1)
2 SOMEWHEREINHEAVEN	3	7.2m	2:01.42	58.49s (1)	28.99s (1)
3 FAVREAU	4	8.2m	2:01.49	58.79s (0)	29.29s (0)
4 SURFER JOE	5	15.7m	2:02.04	59.43s (1)	29.94s (1)
9 CHARAS ACCENT	6	19.5m	2:02.31	58.96s (0)	29.33s (0)
7 LONESTAR WAY	7	21.9m	2:02.49	58.86s (1)	29.27s (1)
1 CHARLEZE ANGEL	8	24.9m	2:02.71	59.68s (0)	30.02s (0)
10 OUR MASQUERADE	9	33.5m	2:03.33	59.66s (0)	29.75s (0)
6 BRONSKI BABY	10	68.3m	2:05.85	61.89s (1)	31.85s (1)

Finish Position and metres gained from 800m



Sectionals
Powered by



Home of Australian Harness Sectionals

Get your sectionals delivered to your inbox daily

Check out www.pjdata.com.au



The Racing Queensland Board (trading as Racing Queensland) and provider are not responsible for the completeness or accuracy of any of the information contained herein, and makes no representations about its suitability for any purpose.

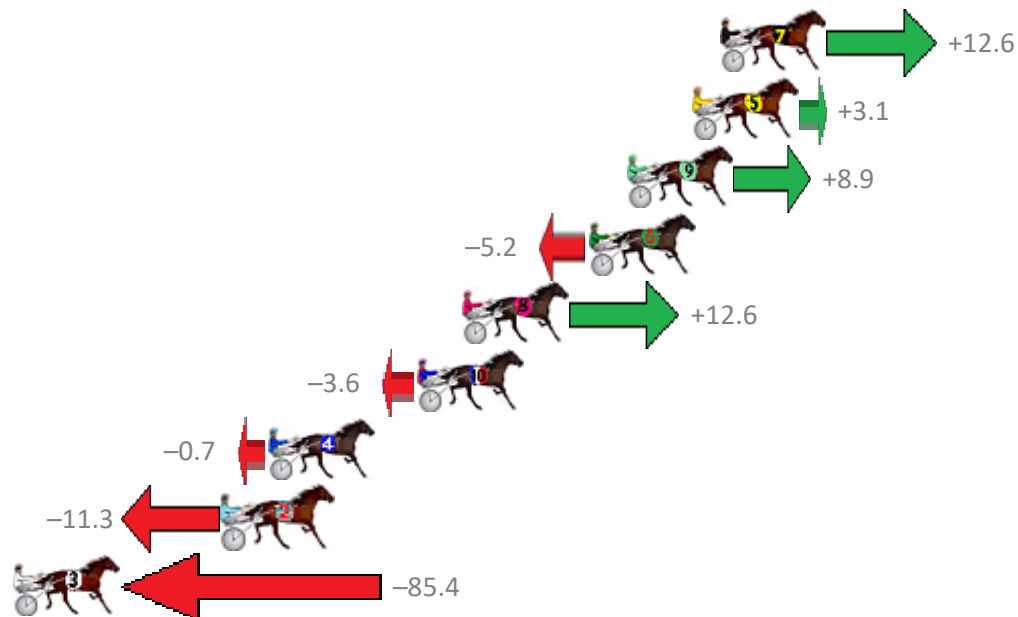
Albion Park Race 3 Distance 1660m

Thursday, 3 October 2019

Gross Time: 2:02.90 MileRate: 1:59.10 LeadTime: 3.40s First Qtr: 27.40s Second Qtr: 32.20s Third Qtr: 30.30s Fourth Qtr: 29.60s

NoHorse	Plc	Margin	Time	800Time (W)	400 Time (W)
7 MODERN THOUGHT	1	0.0m	2:02.90	58.96s (1)	28.86s (2)
5 BLUE SHARD	2	1.1m	2:02.98	59.67s (0)	29.34s (0)
9 RED LUCK	3	3.7m	2:03.17	59.23s (0)	28.79s (0)
6 ZED EXPRESS	4	5.2m	2:03.28	60.29s (0)	29.98s (0)
8 TRACES OF TARA	5	10.2m	2:03.65	58.96s (0)	28.92s (0)
10 VILLAGE CRUISER	6	12.0m	2:03.79	60.17s (1)	30.00s (1)
4 GROOVY MISS ANNIE	7	17.9m	2:04.22	59.95s (1)	29.77s (2)
2 MY WINGMAN	8	19.7m	2:04.36	60.75s (0)	30.30s (0)
3 ITS YOU NOT ME	9	165.4m	2:15.14	66.29s (0)	33.70s (0)

Finish Position and metres gained from 800m



Sectionals
Powered by



Home of Australian Harness Sectionals

Get your sectionals delivered to your inbox daily

Check out www.pjdata.com.au



The Racing Queensland Board (trading as Racing Queensland) and provider are not responsible for the completeness or accuracy of any of the information contained herein, and makes no representations about its suitability for any purpose.

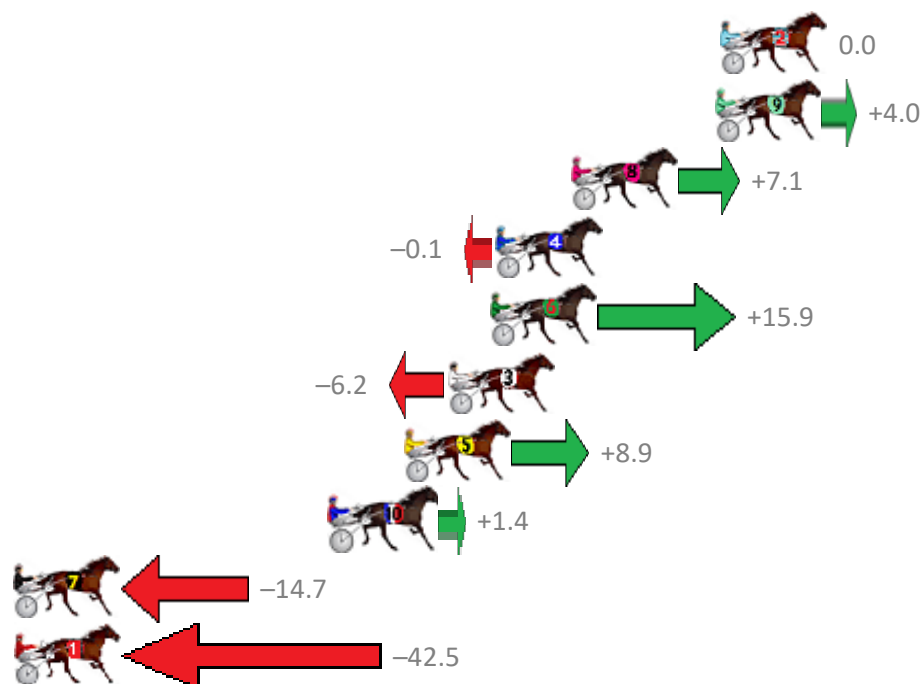
Albion Park Race 4 Distance 1660m

Thursday, 3 October 2019

Gross Time: 1:59.80 MileRate: 1:56.20 LeadTime: 3.40s First Qtr: 28.90s Second Qtr: 31.10s Third Qtr: 28.20s Fourth Qtr: 28.20s

NoHorse	Plc	Margin	Time	800Time (W)	400 Time (W)
2 JUST ONE GOOD ONE	1	0.0m	1:59.80	56.40s (0)	28.20s (0)
9 LETS DIG IT	2	0.2m	1:59.81	56.12s (0)	27.90s (0)
8 HIGH ON MONTANA	3	5.9m	2:00.22	55.90s (1)	27.80s (0)
4 ARBIT MAJOR	4	8.9m	2:00.43	56.41s (1)	28.04s (2)
6 COULDNTELLYA	5	9.1m	2:00.44	55.28s (1)	27.60s (1)
3 NIKALONG HENRY	6	10.8m	2:00.56	56.84s (1)	28.48s (1)
5 TRENTLEIGH	7	12.5m	2:00.68	55.77s (2)	27.74s (2)
10 DOLLARBILL	8	15.4m	2:00.89	56.30s (2)	28.28s (3)
7 SIT DOWN WALTER	9	28.1m	2:01.78	57.44s (0)	28.38s (1)
1 LANOCH BOY	10	51.7m	2:03.44	59.40s (0)	30.28s (0)

Finish Position and metres gained from 800m



Sectionals
Powered by



Home of Australian Harness Sectionals

Get your sectionals delivered to your inbox daily

Check out www.pjdata.com.au

The Racing Queensland Board (trading as Racing Queensland) and provider are not responsible for the completeness or accuracy of any of the information contained herein, and makes no representations about its suitability for any purpose.

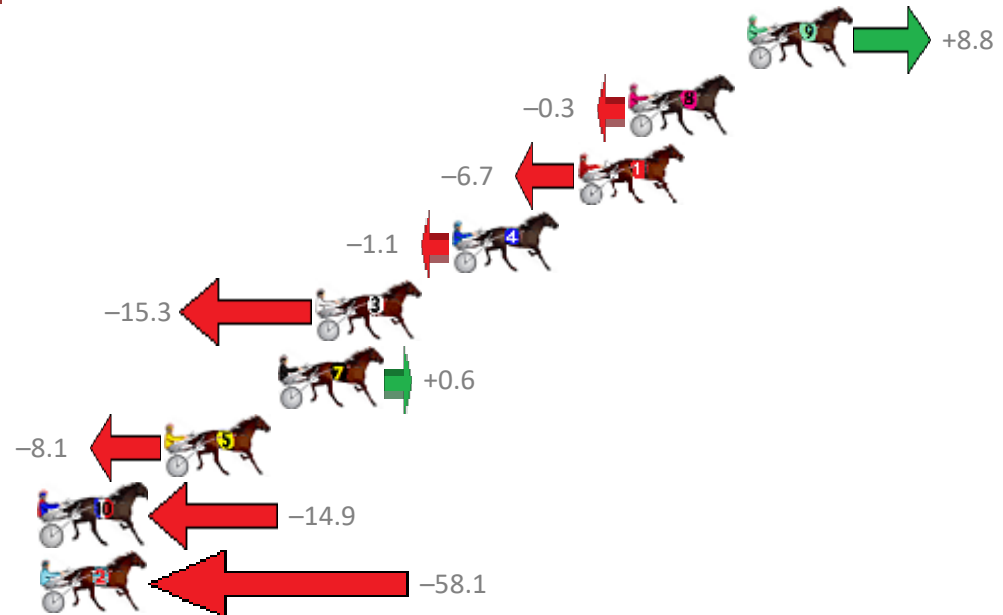
Albion Park Race 5 Distance 1660m

Thursday, 3 October 2019

Gross Time: 2:01.80 MileRate: 1:58.10 LeadTime: 3.30s First Qtr: 28.90s Second Qtr: 31.30s Third Qtr: 28.50s Fourth Qtr: 29.80s

NoHorse	Plc	Margin	Time	800Time (W)	400 Time (W)
9 RISKY BUZINESS	1	0.0m	2:01.80	57.66s (0)	29.43s (1)
8 AROONA	2	4.7m	2:02.15	58.32s (0)	29.82s (0)
1 PEGGY STARDUST	3	6.7m	2:02.30	58.79s (0)	30.30s (0)
4 WRITEABOUTCHELSEA	4	11.7m	2:02.67	58.38s (1)	29.78s (1)
3 MOONLIGHT BUTCHER	5	17.1m	2:03.07	59.41s (1)	31.01s (1)
7 FUI FUI	6	18.6m	2:03.19	58.26s (1)	29.37s (2)
5 PRIVATE JUJON	7	23.1m	2:03.52	58.89s (1)	30.03s (2)
10 SHADOW SON	8	28.5m	2:03.92	59.39s (0)	30.54s (0)
2 STAR OF WONDER	9	64.3m	2:06.59	62.53s (1)	33.06s (1)

Finish Position and metres gained from 800m



Sectionals
Powered by



Home of Australian Harness Sectionals

Get your sectionals delivered to your inbox daily

Check out www.pjdata.com.au



The Racing Queensland Board (trading as Racing Queensland) and provider are not responsible for the completeness or accuracy of any of the information contained herein, and makes no representations about its suitability for any purpose.

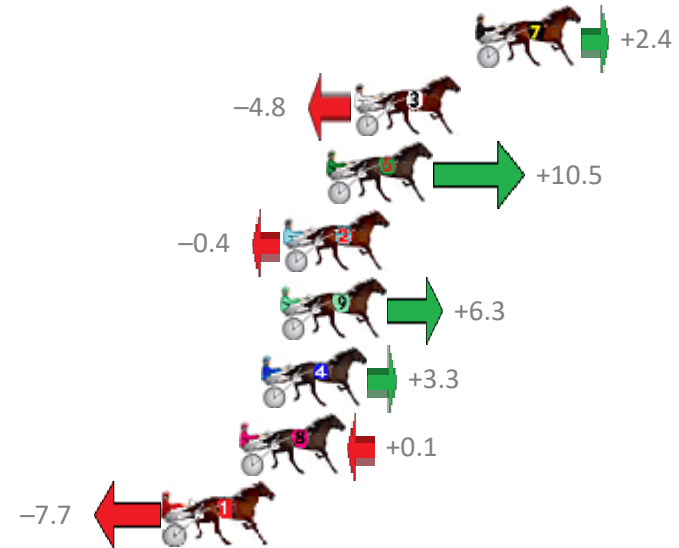
Albion Park Race 6 Distance 2138m

Thursday, 3 October 2019

Gross Time: 2:36.80 MileRate: 1:58.10 LeadTime: 37.90s First Qtr: 32.20s Second Qtr: 30.60s Third Qtr: 28.00s Fourth Qtr: 28.10s

NoHorse	Plc	Margin	Time	800Time (W)	400 Time (W)
7 MAJOR GENERALJUJON	1	0.0m	2:36.80	55.93s (1)	28.04s (1)
3 RECIPE FOR DREAMING	2	4.8m	2:37.14	56.44s (0)	28.44s (0)
6 MONUMENTAL	3	5.9m	2:37.21	55.36s (1)	27.42s (2)
2 SPONDOOLEY	4	7.6m	2:37.33	56.13s (1)	28.18s (1)
9 GRIZZLY MONTANA	5	7.7m	2:37.34	55.66s (0)	27.60s (0)
4 RANFURLY RULZ	6	8.5m	2:37.40	55.87s (1)	27.87s (1)
8 JACKS GAMBIT	7	9.3m	2:37.45	56.09s (0)	28.04s (0)
1 TANYAS PAST	8	12.3m	2:37.66	56.64s (0)	28.58s (0)

Finish Position and metres gained from 800m



Sectionals
Powered by



Home of Australian Harness Sectionals

Get your sectionals delivered to your inbox daily

Check out www.pjdata.com.au



The Racing Queensland Board (trading as Racing Queensland) and provider are not responsible for the completeness or accuracy of any of the information contained herein, and makes no representations about its suitability for any purpose.

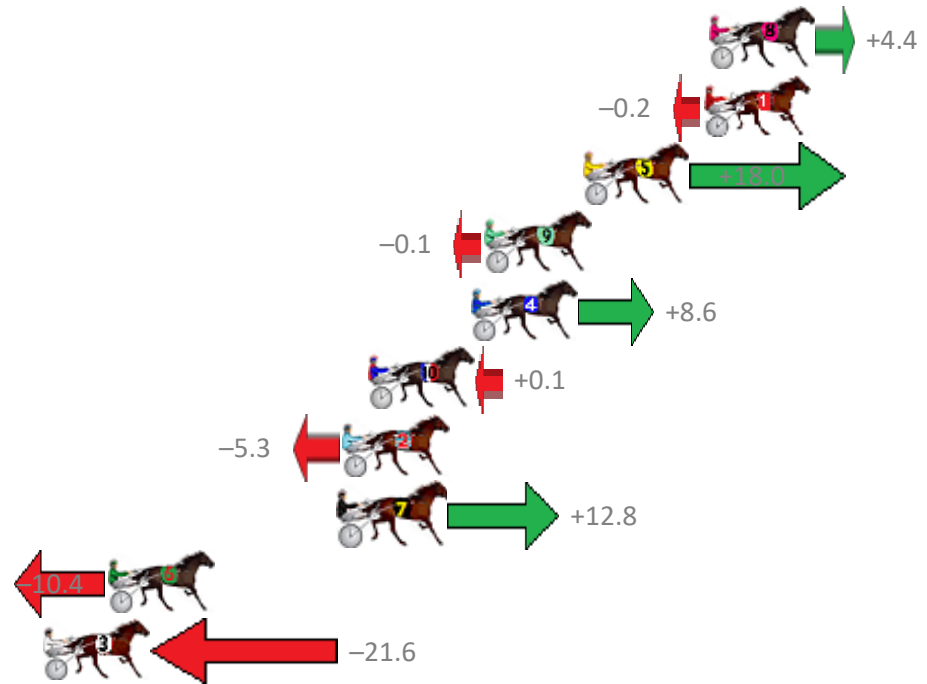
Albion Park Race 7 Distance 2138m

Thursday, 3 October 2019

Gross Time: 2:36.40 MileRate: 1:57.70 LeadTime: 38.70s First Qtr: 30.30s Second Qtr: 31.30s Third Qtr: 28.10s Fourth Qtr: 28.00s

No	Horse	Plc	Margin	Time	800Time (W)	400 Time (W)
8	MONTANA CHIEF	1	0.0m	2:36.40	55.79s (0)	27.66s (0)
1	CAESARS ASTRUM	2	0.2m	2:36.41	56.11s (0)	28.01s (0)
5	NICSTAR	3	5.0m	2:36.75	54.84s (1)	27.30s (2)
9	PITTSWORTH MAN	4	8.9m	2:37.02	56.11s (0)	27.84s (0)
4	COBALT BLUES	5	9.4m	2:37.06	55.50s (1)	27.97s (2)
10	ARTS PEREGRINE	6	13.5m	2:37.35	56.09s (1)	28.76s (1)
2	BUKTHSYSTEM	7	14.5m	2:37.41	56.47s (1)	28.13s (1)
7	TRENT FROM PUNCHY	8	14.6m	2:37.42	55.20s (1)	27.62s (1)
6	VADER	9	23.8m	2:38.07	56.83s (0)	28.42s (0)
3	SIR MACADOR	10	26.4m	2:38.25	57.61s (1)	29.29s (1)

Finish Position and metres gained from 800m



Sectionals
Powered by



Home of Australian Harness Sectionals

Get your sectionals delivered to your inbox daily

Check out www.pjdata.com.au



The Racing Queensland Board (trading as Racing Queensland) and provider are not responsible for the completeness or accuracy of any of the information contained herein, and makes no representations about its suitability for any purpose.

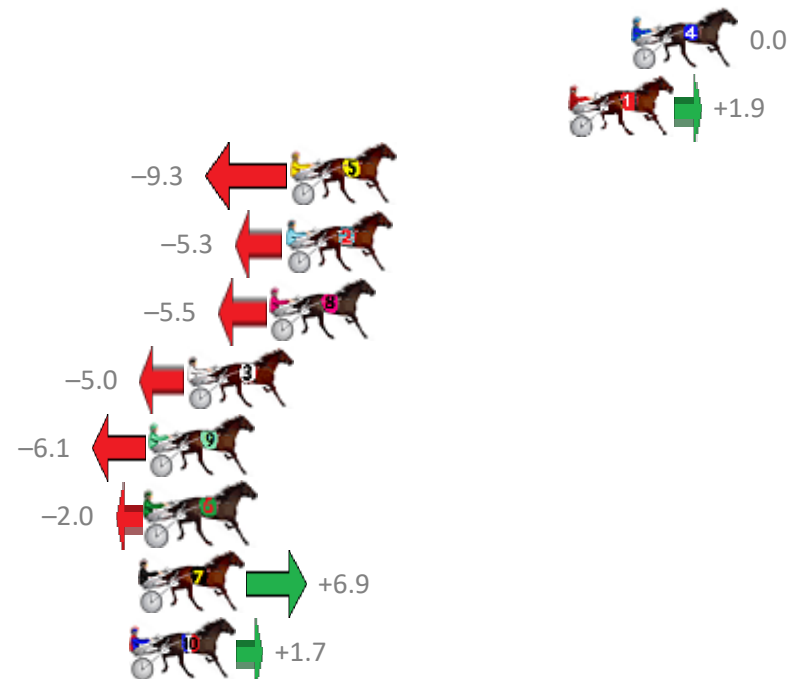
Albion Park Race 8 Distance 1660m

Thursday, 3 October 2019

Gross Time: 1:59.10 MileRate: 1:55.40 LeadTime: 3.50s First Qtr: 28.50s Second Qtr: 31.90s Third Qtr: 28.30s Fourth Qtr: 26.90s

NoHorse	Plc	Margin	Time	800Time (W)	400 Time (W)
4 MY SECRET TORQUE	1	0.0m	1:59.10	55.20s (0)	26.90s (0)
1 WHOSTOLEMYPIGEON	2	2.5m	1:59.27	55.07s (0)	26.75s (0)
5 TOPNOTCH MACH	3	13.5m	2:00.01	55.84s (1)	27.47s (1)
2 STEVIE DEE	4	13.7m	2:00.02	55.57s (1)	27.19s (1)
8 LURAH	5	14.3m	2:00.06	55.58s (0)	27.26s (0)
3 VINTAGE DREAM	6	17.6m	2:00.28	55.54s (1)	27.17s (1)
9 CORPORAL LUNA	7	19.1m	2:00.38	55.62s (0)	27.23s (0)
6 OCEANS PREDATOR	8	19.2m	2:00.39	55.34s (1)	27.14s (2)
7 SPRINGFIELD SPIRIT	9	19.5m	2:00.41	54.72s (1)	26.87s (1)
10 AINTNOBETTOR	10	19.9m	2:00.44	55.08s (1)	26.87s (2)

Finish Position and metres gained from 800m



Sectionals
Powered by



Home of Australian Harness Sectionals

Get your sectionals delivered to your inbox daily

Check out www.pjdata.com.au



The Racing Queensland Board (trading as Racing Queensland) and provider are not responsible for the completeness or accuracy of any of the information contained herein, and makes no representations about its suitability for any purpose.

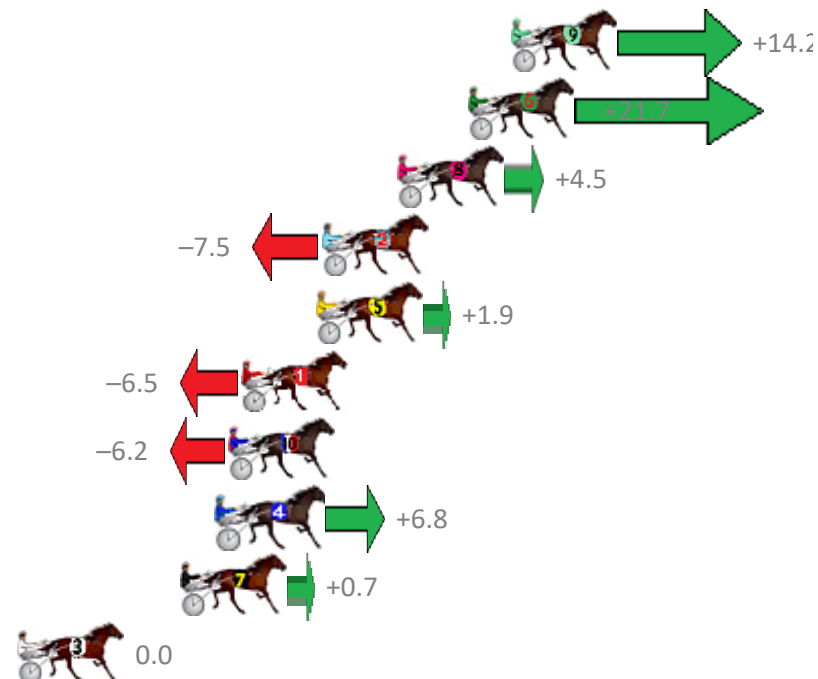
Albion Park Race 9 Distance 1660m

Thursday, 3 October 2019

Gross Time: 1:57.90 MileRate: 1:54.30 LeadTime: 3.40s First Qtr: 27.80s Second Qtr: 29.50s Third Qtr: 28.80s Fourth Qtr: 28.40s

NoHorse	Plc	Margin	Time	800Time (W)	400 Time (W)
9 LUCIFERS LEGEND	1	0.0m	1:57.90	56.18s (1)	28.05s (2)
6 JUMPING JOLT	2	1.7m	1:58.02	55.65s (1)	27.85s (2)
8 LIVING AGAIN	3	4.5m	1:58.22	56.88s (0)	28.09s (0)
2 PARISIAN ROCKSTAR	4	7.5m	1:58.43	57.74s (0)	28.93s (0)
5 LIKEALLOFUS	5	7.7m	1:58.45	57.06s (1)	28.41s (1)
1 THREO	6	10.7m	1:58.66	57.66s (0)	28.86s (0)
10 ELMS CREEK	7	11.2m	1:58.70	57.64s (1)	29.11s (1)
4 KARLOO MAC	8	11.6m	1:58.72	56.71s (1)	28.24s (1)
7 NERIO	9	13.1m	1:58.83	57.15s (0)	28.38s (0)
3 BET IM SPECIAL	10	19.6m	1:59.29	57.20s (0)	28.43s (1)

Finish Position and metres gained from 800m



Sectionals
Powered by



Home of Australian Harness Sectionals

Get your sectionals delivered to your inbox daily

Check out www.pjdata.com.au



The Racing Queensland Board (trading as Racing Queensland) and provider are not responsible for the completeness or accuracy of any of the information contained herein, and makes no representations about its suitability for any purpose.