


Albion Park Race 1 Distance 2138m

Tuesday, 1 October 2019

Gross Time: 2:44.50 MileRate: 2:03.80 LeadTime: 42.20s First Qtr: 31.40s Second Qtr: 31.60s Third Qtr: 29.80s Fourth Qtr: 29.50s

NoHorse	Plc	Margin	Time	800Time (W)	400 Time (W)
5 FULL OF HER SELF	1	0.0m	2:44.50	58.34s (1)	29.12s (2)
1 SCHIPPERS	2	10.4m	2:45.27	60.07s (0)	30.27s (0)
2 SOH TWISTED	3	10.5m	2:45.27	59.74s (0)	29.89s (0)
4 ILLAWONG CHAMPERS	4	12.7m	2:45.44	59.59s (0)	29.73s (0)
10 MY PRECIOUS YANKEE	5	18.4m	2:45.86	59.67s (0)	30.06s (1)
6 MYRTLE BEACH	6	20.9m	2:46.04	60.24s (1)	30.60s (1)
9 PRINCESS KATERINA	7	24.3m	2:46.29	59.20s (1)	30.42s (2)
8 THE REAPER	8	62.9m	2:49.14	61.26s (0)	31.19s (0)
7 MAKIN GOOD	9	69.0m	2:49.59	62.90s (0)	32.01s (1)
3 ILLAWONG BUZZ	10	287.4m	3:05.70	73.19s (0)	38.16s (0)

Finish Position and metres gained from 800m



Sectionals
Powered by



Home of Australian Harness Sectionals

Get your sectionals delivered to your inbox daily

Check out www.pjdata.com.au



The Racing Queensland Board (trading as Racing Queensland) and provider are not responsible for the completeness or accuracy of any of the information contained herein, and makes no representations about its suitability for any purpose.

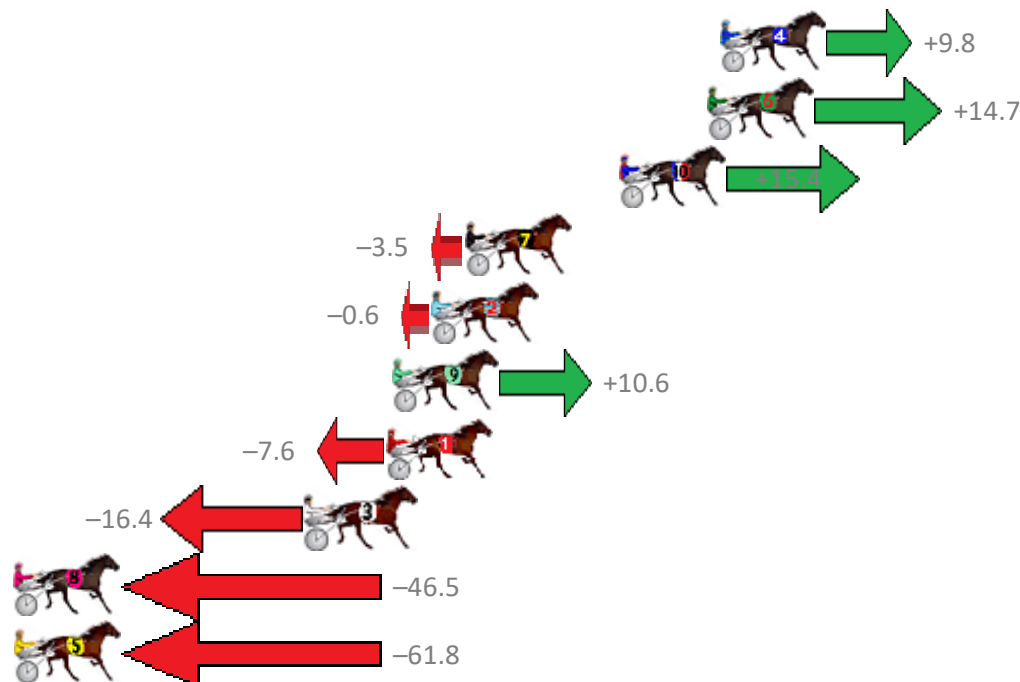
Albion Park Race 2 Distance 2138m

Tuesday, 1 October 2019

Gross Time: 2:41.60 MileRate: 2:01.10 LeadTime: 41.00s First Qtr: 30.00s Second Qtr: 30.60s Third Qtr: 30.00s Fourth Qtr: 30.00s

NoHorse	Plc	Margin	Time	800Time (W)	400 Time (W)
4 MONORAIL	1	0.0m	2:41.60	59.26s (0)	29.76s (0)
6 STEVES STAR	2	0.5m	2:41.64	58.90s (1)	30.02s (3)
10 IM THE COMMANDO	3	4.0m	2:41.90	58.85s (1)	29.97s (3)
7 WHATABOYZ	4	10.1m	2:42.36	60.26s (1)	30.32s (1)
2 MAJESTIC WHIZ	5	11.4m	2:42.46	60.04s (1)	30.09s (1)
9 MUSCULUS	6	13.0m	2:42.58	59.21s (1)	30.28s (2)
1 DAY TOURER	7	13.2m	2:42.59	60.57s (0)	30.43s (0)
3 LAVROS SEGIL	8	16.4m	2:42.83	61.23s (0)	31.23s (1)
8 GO AHEAD MAKEMYDA	9	60.5m	2:46.14	63.49s (0)	33.44s (0)
5 REGAL ASSASSIN	10	63.8m	2:46.39	64.64s (1)	34.69s (2)

Finish Position and metres gained from 800m



Sectionals
Powered by



Home of Australian Harness Sectionals

Get your sectionals delivered to your inbox daily

Check out www.pjdata.com.au



The Racing Queensland Board (trading as Racing Queensland) and provider are not responsible for the completeness or accuracy of any of the information contained herein, and makes no representations about its suitability for any purpose.


Albion Park Race 3 Distance 1660m

Tuesday, 1 October 2019

Gross Time: 1:59.10 MileRate: 1:55.40 LeadTime: 3.50s First Qtr: 27.30s Second Qtr: 31.10s Third Qtr: 28.20s Fourth Qtr: 29.00s

NoHorse	Plc	Margin	Time	800Time (W)	400 Time (W)
3 THE CRUISE MISSILE	1	0.0m	1:59.10	57.20s (0)	29.00s (0)
8 SEA HAWKE	2	7.4m	1:59.64	57.06s (0)	28.74s (0)
2 A ROCKNROLL LEGACY	3	8.0m	1:59.68	57.46s (1)	29.28s (1)
1 LEAPING LEO	4	8.7m	1:59.73	57.52s (0)	29.24s (0)
6 ONYA DOUG	5	13.9m	2:00.11	57.54s (1)	29.37s (1)
7 IM SANDY BAY	6	14.2m	2:00.13	57.21s (1)	29.43s (2)
5 SUPREME BANNER	7	19.2m	2:00.49	57.24s (1)	29.46s (2)
9 LIVING FREE	8	21.1m	2:00.63	57.65s (0)	29.51s (1)
4 REDDY FIRE	9	21.9m	2:00.69	57.12s (1)	29.27s (1)

Finish Position and metres gained from 800m



Sectionals
Powered by



Home of Australian Harness Sectionals

Get your sectionals delivered to your inbox daily

Check out www.pjdata.com.au



The Racing Queensland Board (trading as Racing Queensland) and provider are not responsible for the completeness or accuracy of any of the information contained herein, and makes no representations about its suitability for any purpose.

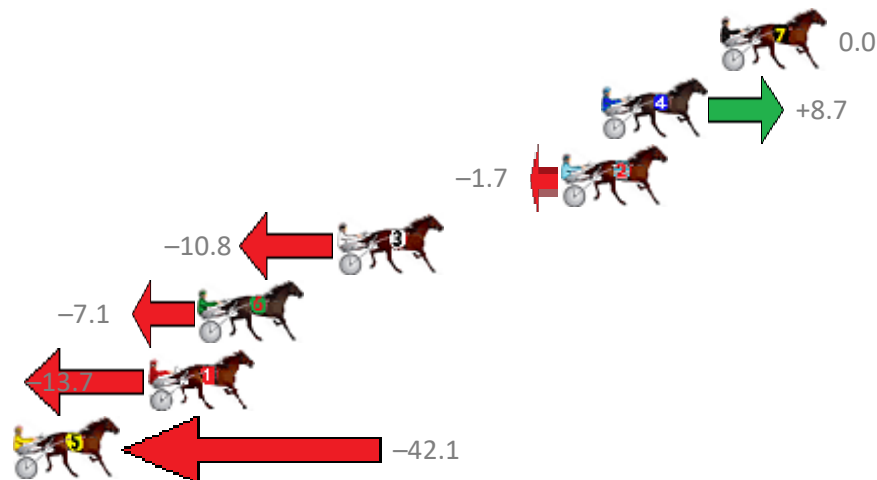
Albion Park Race 4 Distance 2138m

Tuesday, 1 October 2019

Gross Time: 2:34.00 MileRate: 1:55.90 LeadTime: 36.90s First Qtr: 29.50s Second Qtr: 30.90s Third Qtr: 28.10s Fourth Qtr: 28.60s

NoHorse	Plc	Margin	Time	800Time (W)	400 Time (W)
7 LEXUS ON THE BEACH	1	0.0m	2:34.00	56.70s (0)	28.60s (0)
4 MAKOA	2	4.7m	2:34.34	56.08s (1)	28.09s (2)
2 WATTLEBANK FLYER	3	6.3m	2:34.45	56.82s (0)	28.62s (0)
3 MAFUTA VAUTIN	4	15.2m	2:35.09	57.47s (1)	29.32s (1)
6 KARINYA MULLY	5	20.7m	2:35.48	57.20s (0)	28.95s (0)
1 SUBTLE ADVICE	6	22.7m	2:35.62	57.67s (0)	29.42s (0)
5 FARRAHFOWLER	7	50.9m	2:37.64	59.68s (1)	31.34s (1)

Finish Position and metres gained from 800m



Sectionals
Powered by



Home of Australian Harness Sectionals

Get your sectionals delivered to your inbox daily

Check out www.pjdata.com.au



The Racing Queensland Board (trading as Racing Queensland) and provider are not responsible for the completeness or accuracy of any of the information contained herein, and makes no representations about its suitability for any purpose.


Albion Park Race 5 Distance 1660m

Tuesday, 1 October 2019

Gross Time: 2:01.00 MileRate: 1:57.30 LeadTime: 3.30s First Qtr: 29.80s Second Qtr: 31.40s Third Qtr: 28.30s Fourth Qtr: 28.20s

NoHorse	Plc	Margin	Time	800Time (W)	400 Time (W)
10 THE MONEY BALL	1	0.0m	2:01.00	55.65s (1)	27.45s (1)
5 SIR SEMPER FIDELIS	2	2.2m	2:01.16	56.37s (1)	28.19s (1)
8 SAINT KILDA BEACH	3	6.6m	2:01.47	56.34s (0)	27.95s (0)
3 WANJIRU	4	12.2m	2:01.86	57.05s (0)	28.69s (0)
4 JEWEL OF PEAK	5	13.6m	2:01.96	57.46s (0)	29.16s (0)
7 SCOTT TOM	6	20.6m	2:02.45	56.81s (1)	28.41s (0)
9 MY ULTIMATE HELL	7	52.5m	2:04.70	58.92s (0)	29.79s (0)
6 LAUGHING EMOJI	8	71.1m	2:06.01	60.98s (1)	32.80s (2)
2 BERTILS FIREFOX	9	381.8m	2:27.92	72.87s (0)	41.02s (0)

Finish Position and metres gained from 800m



Sectionals
Powered by



Home of Australian Harness Sectionals

Get your sectionals delivered to your inbox daily

Check out www.pjdata.com.au



The Racing Queensland Board (trading as Racing Queensland) and provider are not responsible for the completeness or accuracy of any of the information contained herein, and makes no representations about its suitability for any purpose.

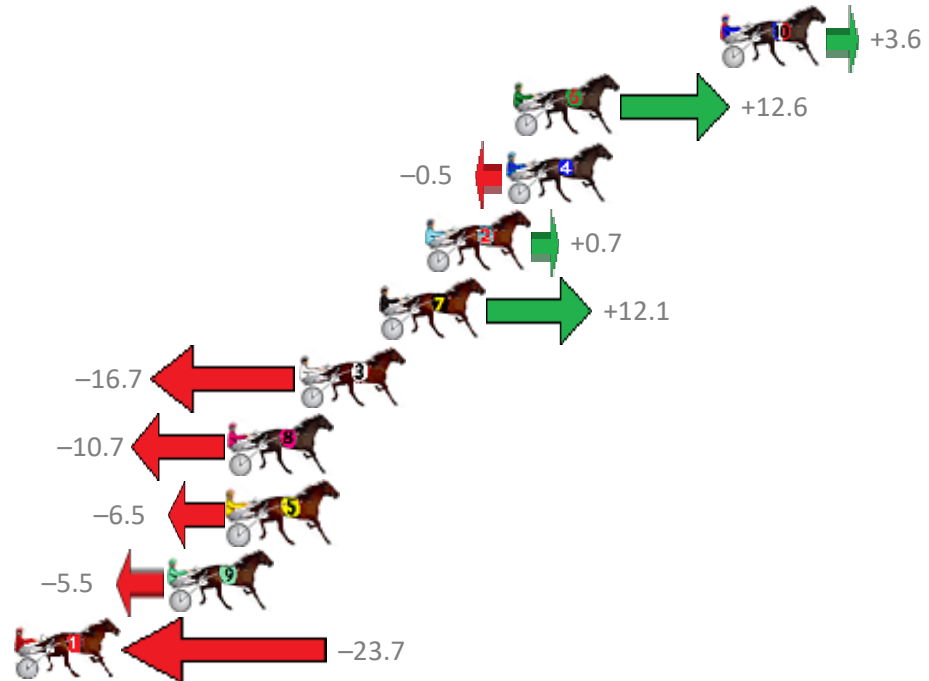
Albion Park Race 6 Distance 2138m

Tuesday, 1 October 2019

Gross Time: 2:34.00 MileRate: 1:55.90 LeadTime: 37.10s First Qtr: 31.10s Second Qtr: 30.10s Third Qtr: 27.70s Fourth Qtr: 28.00s

No	Horse	Plc	Margin	Time	800Time (W)	400 Time (W)
10	SECRETAGENT TYCOON	1	0.0m	2:34.00	55.45s (1)	27.78s (1)
6	THATS HOW WEROLL	2	8.2m	2:34.57	54.82s (1)	27.43s (2)
4	COLONEL JOY	3	8.5m	2:34.60	55.73s (1)	28.02s (1)
2	AQUA MISS	4	11.7m	2:34.82	55.65s (1)	27.94s (1)
7	TIN ROOF RAIDER	5	13.5m	2:34.95	54.86s (1)	28.10s (2)
3	IMA BLACK BEAUTY	6	16.7m	2:35.17	56.86s (0)	29.17s (0)
8	GOD SAKE	7	19.5m	2:35.37	56.44s (0)	28.48s (0)
5	SUBTLE DELIGHT	8	19.5m	2:35.37	56.15s (0)	28.17s (0)
9	HOT DOGMA	9	21.9m	2:35.53	56.08s (1)	28.36s (1)
1	COMIGAL	10	28.3m	2:35.98	57.35s (0)	29.42s (0)

Finish Position and metres gained from 800m



Sectionals
Powered by



Home of Australian Harness Sectionals

Get your sectionals delivered to your inbox daily

Check out www.pjdata.com.au



The Racing Queensland Board (trading as Racing Queensland) and provider are not responsible for the completeness or accuracy of any of the information contained herein, and makes no representations about its suitability for any purpose.

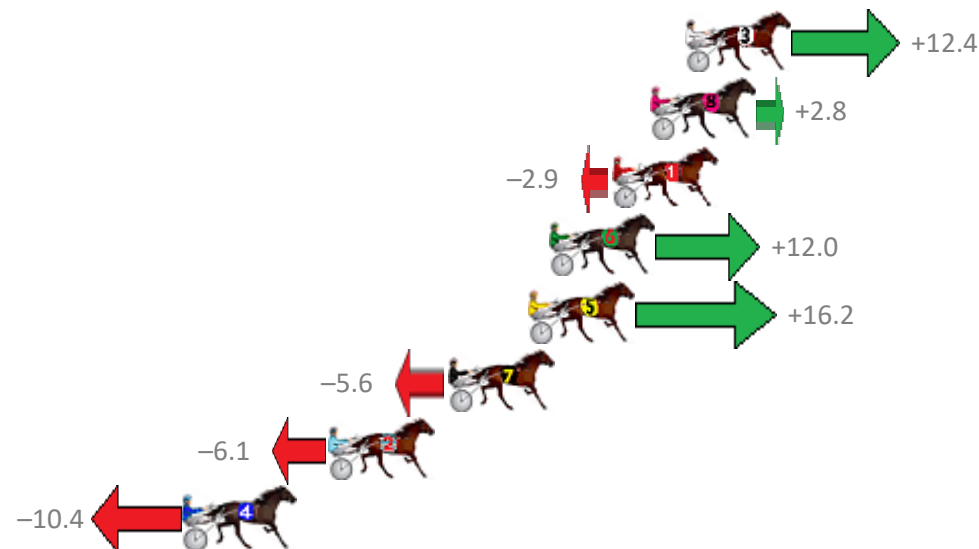
Albion Park Race 7 Distance 1660m

Tuesday, 1 October 2019

Gross Time: 1:56.30 MileRate: 1:52.70 LeadTime: 3.50s First Qtr: 27.70s Second Qtr: 29.80s Third Qtr: 27.40s Fourth Qtr: 27.90s

NoHorse	Plc	Margin	Time	800Time (W)	400 Time (W)
3 CLARRY	1	0.0m	1:56.30	54.44s (1)	27.01s (2)
8 FIOKI	2	1.4m	1:56.40	55.11s (0)	27.63s (0)
1 CHARMING MAJOR	3	2.9m	1:56.50	55.50s (0)	28.10s (0)
6 BODHI TREE	4	5.4m	1:56.68	54.47s (1)	27.06s (2)
5 DREAM TO SHARE	5	6.2m	1:56.73	54.18s (1)	26.84s (1)
7 LINCOLN ROAD	6	9.4m	1:56.96	55.69s (1)	28.36s (1)
2 CHANGE OF MIND	7	14.1m	1:57.28	55.72s (1)	28.26s (1)
4 RED CHARMER	8	19.8m	1:57.68	56.02s (0)	28.51s (0)

Finish Position and metres gained from 800m



Sectionals
Powered by



Home of Australian Harness Sectionals

Get your sectionals delivered to your inbox daily

Check out www.pjdata.com.au



The Racing Queensland Board (trading as Racing Queensland) and provider are not responsible for the completeness or accuracy of any of the information contained herein, and makes no representations about its suitability for any purpose.

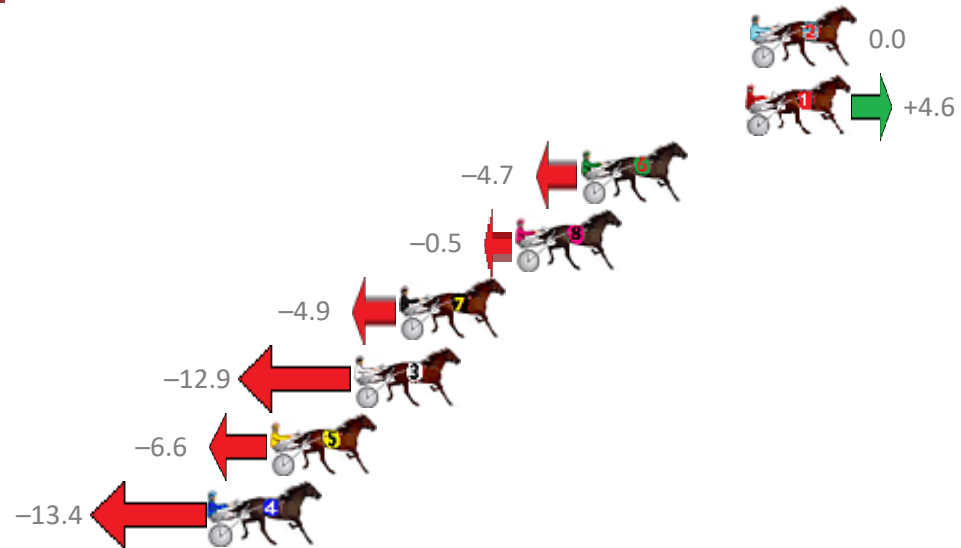
Albion Park Race 8 Distance 2138m

Tuesday, 1 October 2019

Gross Time: 2:34.80 MileRate: 1:56.60 LeadTime: 37.80s First Qtr: 30.40s Second Qtr: 31.20s Third Qtr: 27.40s Fourth Qtr: 28.00s

NoHorse	Plc	Margin	Time	800Time (W)	400 Time (W)
2 GODDESS JUJON	1	0.0m	2:34.80	55.40s (0)	28.00s (0)
1 MISS BLUE GLORY	2	0.2m	2:34.81	55.08s (0)	27.72s (0)
6 COBBLER LANE	3	6.7m	2:35.27	55.73s (2)	28.45s (1)
8 IM NORMA JEAN	4	9.3m	2:35.45	55.43s (0)	28.02s (0)
7 HAVANA MOON	5	13.9m	2:35.77	55.74s (2)	28.61s (2)
3 WHERE'S THE SPIRIT	6	15.7m	2:35.90	56.29s (1)	28.48s (1)
5 AQUA CRUISER	7	19.0m	2:36.13	55.86s (1)	28.17s (2)
4 ITSMEGS	8	21.4m	2:36.30	56.33s (1)	28.46s (1)

Finish Position and metres gained from 800m



Sectionals
Powered by



Home of Australian Harness Sectionals

Get your sectionals delivered to your inbox daily

Check out www.pjdata.com.au



The Racing Queensland Board (trading as Racing Queensland) and provider are not responsible for the completeness or accuracy of any of the information contained herein, and makes no representations about its suitability for any purpose.