

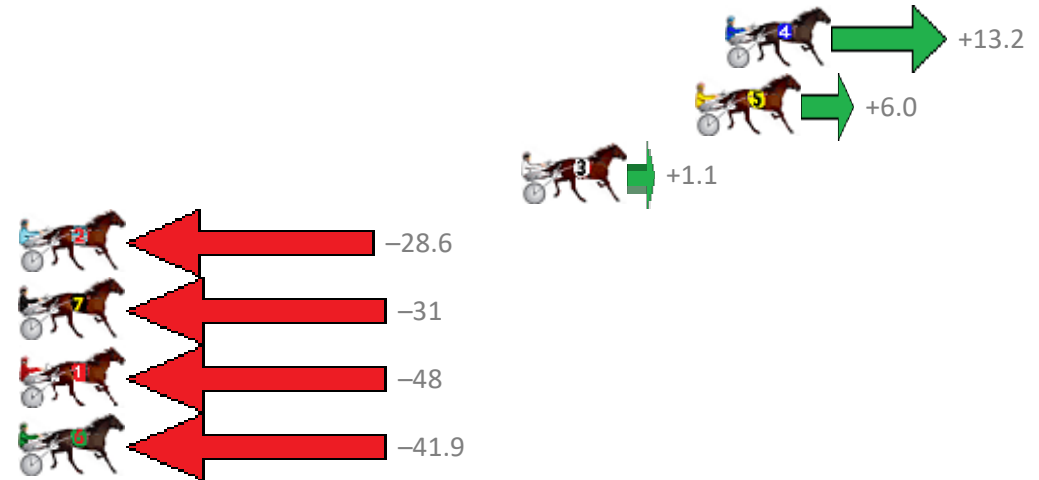
Albion Park Race 1 Distance 2647m

Tuesday, 17 September 2019

Gross Time: 3:19.30 MileRate: 2:00.30 LeadTime: 81.10s First Qtr: 29.50s Second Qtr: 30.20s Third Qtr: 29.10s Fourth Qtr: 29.40s

No	Horse	Plc	Margin	Time	800Time (W)	400 Time (W)
4	FOURSHARESMOREBEE	1	0.0m	3:19.30	57.53s (0)	28.81s (1)
5	GREG THE GREAT	2	1.2m	3:19.39	58.06s (1)	29.49s (0)
3	ASTRAL RULER	3	8.1m	3:19.90	58.42s (0)	28.89s (1)
2	LANSBURY	4	33.6m	3:21.77	60.59s (0)	30.90s (0)
7	NORTHERN MUSCLE	5	42.1m	3:22.39	60.70s (1)	32.23s (1)
1	ALS LAW	6	47.9m	3:22.82	62.00s (0)	32.44s (0)
6	MAYBETOTHEMAX	7	60.3m	3:23.73	61.56s (1)	32.02s (0)

Finish Position and metres gained from 800m



Sectionals
Powered by



Home of Australian Harness Sectionals

Get your sectionals delivered to your inbox daily

Check out www.pjdata.com.au



The Racing Queensland Board (trading as Racing Queensland) and provider are not responsible for the completeness or accuracy of any of the information contained herein, and makes no representations about its suitability for any purpose.

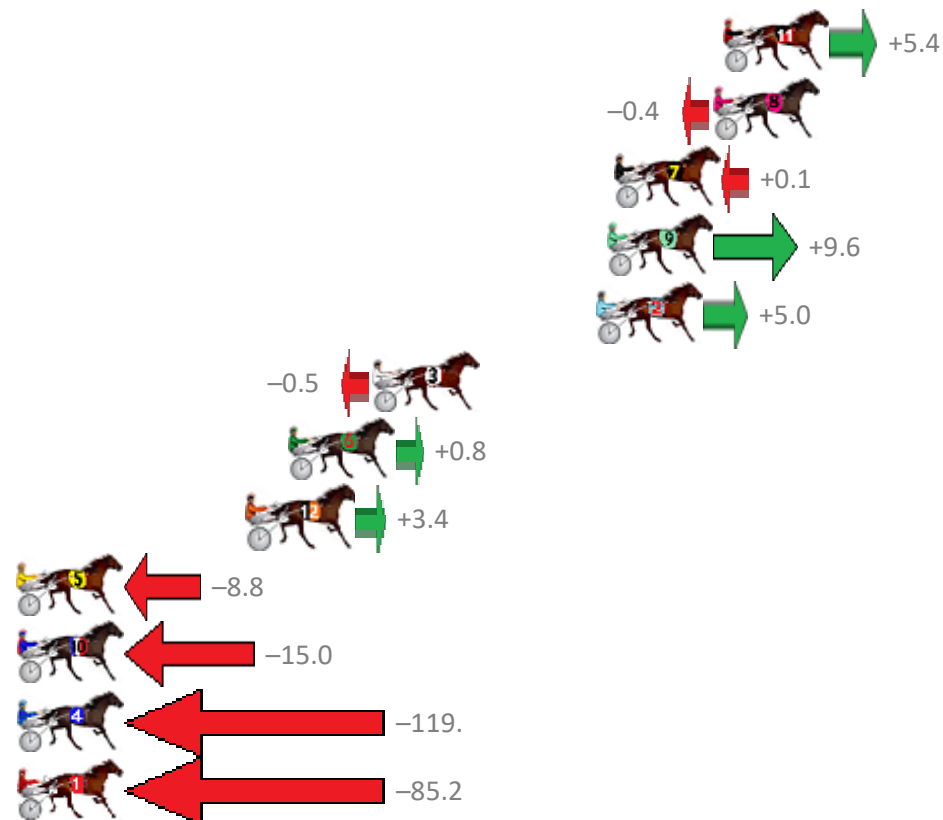
Albion Park Race 2 Distance 2138m

Tuesday, 17 September 2019

Gross Time: 2:49.10 MileRate: 2:05.50 LeadTime: 44.30s First Qtr: 32.90s Second Qtr: 33.30s Third Qtr: 29.90s Fourth Qtr: 28.70s

No	Horse	Plc	Margin	Time	800Time (W)	400 Time (W)
11	BOURBONONTHEROCK	1	0.0m	2:49.10	58.20s (1)	28.59s (1)
8	DAY TOURER	2	0.4m	2:49.13	58.63s (0)	28.73s (0)
7	LAVROS SEGIL	3	4.3m	2:49.41	58.59s (0)	28.65s (0)
9	MONORAIL	4	4.6m	2:49.43	57.90s (1)	28.18s (1)
2	MYRTLE BEACH	5	5.0m	2:49.46	58.23s (1)	28.53s (1)
3	SCHIPPERS	6	13.9m	2:50.10	58.64s (0)	28.56s (1)
6	THE REAPER	7	17.2m	2:50.33	58.54s (1)	28.77s (2)
12	HEART OF CHANGE	8	18.8m	2:50.45	58.35s (1)	28.51s (2)
5	ILLAWONG CHAMPERS	9	31.8m	2:51.38	59.24s (0)	29.29s (1)
10	GO AHEAD MAKEMYDA	10	33.0m	2:51.47	59.70s (0)	29.65s (0)
4	ILLAWONG BUZZ	11	128.2m	2:58.30	67.33s (0)	37.07s (0)
1	MAKIN GOOD	12	129.2m	2:58.37	64.84s (0)	32.95s (0)

Finish Position and metres gained from 800m



Sectionals
Powered by



Home of Australian Harness Sectionals

Get your sectionals delivered to your inbox daily

Check out www.pjdata.com.au



The Racing Queensland Board (trading as Racing Queensland) and provider are not responsible for the completeness or accuracy of any of the information contained herein, and makes no representations about its suitability for any purpose.

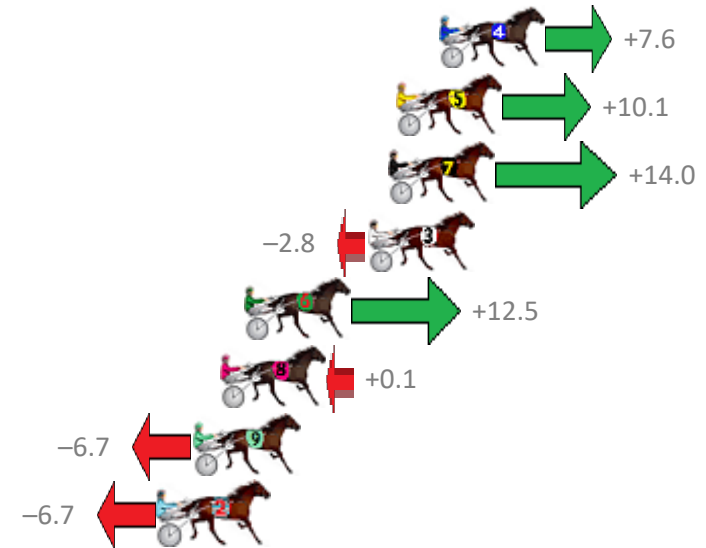
Albion Park Race 3 Distance 1660m

Tuesday, 17 September 2019

Gross Time: 2:01.90 MileRate: 1:58.10 LeadTime: 3.50s First Qtr: 28.80s Second Qtr: 31.80s Third Qtr: 28.60s Fourth Qtr: 29.20s

NoHorse	Plc	Margin	Time	800Time (W)	400 Time (W)
4 OUR RIDGY DIDGE	1	0.0m	2:01.90	57.25s (1)	28.91s (2)
5 CANNAN	2	1.7m	2:02.02	57.07s (1)	28.87s (1)
7 IM SANDY BAY	3	2.0m	2:02.05	56.79s (1)	28.95s (3)
3 PEGGY STARDUST	4	2.8m	2:02.10	58.00s (0)	29.40s (0)
6 THATS FUNNY	5	7.7m	2:02.46	56.90s (1)	28.89s (1)
8 SHEMOZZLE	6	8.7m	2:02.54	57.79s (0)	29.18s (0)
9 BEYONSKI	7	9.7m	2:02.61	58.28s (1)	29.81s (1)
2 DOOLITTLE DOOFY	8	11.1m	2:02.71	58.28s (0)	29.66s (0)

Finish Position and metres gained from 800m



Sectionals
Powered by



Home of Australian Harness Sectionals

Get your sectionals delivered to your inbox daily

Check out www.pjdata.com.au



The Racing Queensland Board (trading as Racing Queensland) and provider are not responsible for the completeness or accuracy of any of the information contained herein, and makes no representations about its suitability for any purpose.

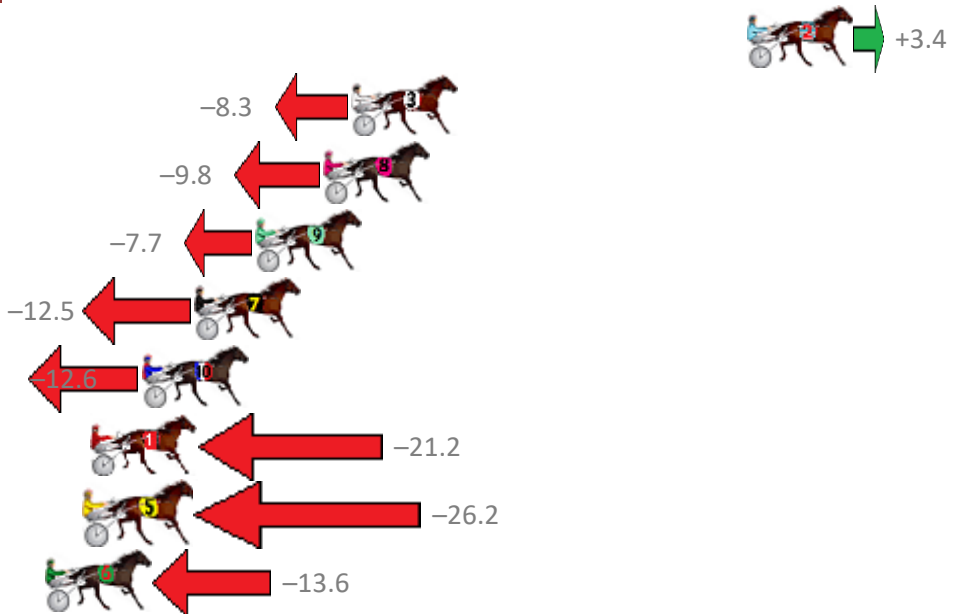
Albion Park Race 4 Distance 1660m

Tuesday, 17 September 2019

Gross Time: 1:59.50 MileRate: 1:55.90 LeadTime: 3.40s First Qtr: 28.40s Second Qtr: 31.80s Third Qtr: 27.50s Fourth Qtr: 28.40s

NoHorse	Plc	Margin	Time	800Time (W)	400 Time (W)
2 THE MONEY BALL	1	0.0m	1:59.50	55.66s (1)	28.40s (1)
3 NIKALONG HENRY	2	15.7m	2:00.61	56.48s (1)	29.13s (1)
8 THE HUMMER	3	16.8m	2:00.69	56.58s (2)	29.21s (2)
9 ARBIT MAJOR	4	19.5m	2:00.88	56.44s (1)	29.09s (1)
7 MISS MIA	5	21.9m	2:01.05	56.77s (0)	29.23s (0)
10 MONTANA EXPRESS	6	24.0m	2:01.20	56.78s (2)	29.42s (2)
1 FUI FUI	7	26.0m	2:01.35	57.38s (0)	29.85s (0)
5 BLUE SHARD	8	26.2m	2:01.36	57.73s (0)	30.23s (0)
6 ONYA DOUG	9	27.8m	2:01.47	56.85s (0)	29.32s (1)

Finish Position and metres gained from 800m



Sectionals
Powered by



Home of Australian Harness Sectionals

Get your sectionals delivered to your inbox daily

Check out www.pjdata.com.au



The Racing Queensland Board (trading as Racing Queensland) and provider are not responsible for the completeness or accuracy of any of the information contained herein, and makes no representations about its suitability for any purpose.

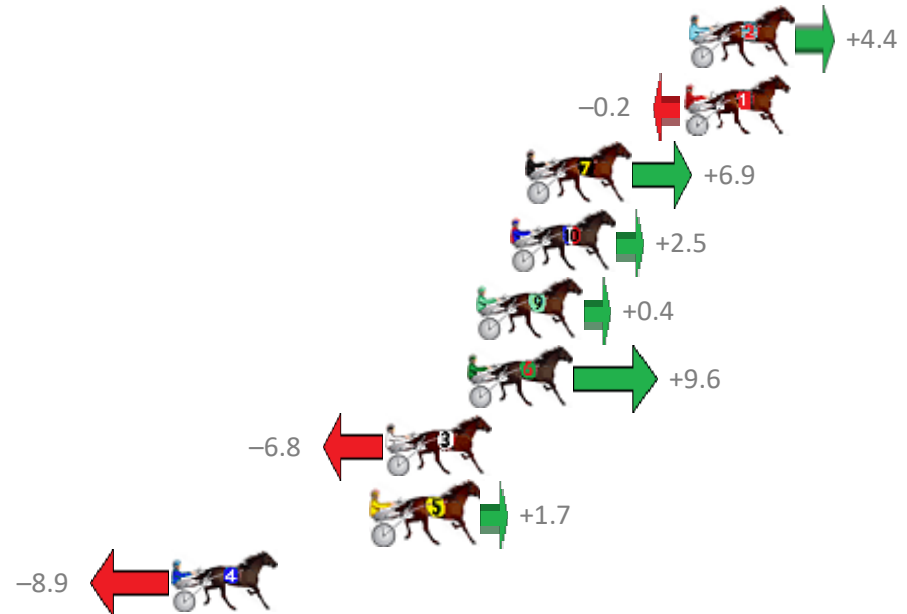
Albion Park Race 5 Distance 1660m

Tuesday, 17 September 2019

Gross Time: 2:01.70 MileRate: 1:58.00 LeadTime: 3.40s First Qtr: 28.00s Second Qtr: 32.20s Third Qtr: 29.30s Fourth Qtr: 28.80s

NoHorse	Plc	Margin	Time	800Time (W)	400 Time (W)
2 SUPREME BANNER	1	0.0m	2:01.70	57.78s (0)	28.50s (0)
1 LEAPING LEO	2	0.2m	2:01.71	58.11s (0)	28.81s (0)
7 RISKY BUZINESS	3	6.5m	2:02.17	57.60s (0)	28.16s (0)
10 WAVEDANCER	4	7.1m	2:02.21	57.92s (1)	28.76s (1)
9 WECANONLYHOPE	5	8.4m	2:02.30	58.07s (0)	28.77s (0)
6 LAZY BLAZE	6	8.8m	2:02.33	57.40s (1)	28.20s (1)
3 ASHLEE NITRO	7	12.0m	2:02.56	58.59s (1)	29.45s (1)
5 BEEF CITY STARZZZ	8	12.5m	2:02.60	57.98s (1)	28.82s (1)
4 A ROCKNROLL LEGACY	9	20.5m	2:03.18	58.75s (2)	29.33s (2)

Finish Position and metres gained from 800m



Sectionals
Powered by



Home of Australian Harness Sectionals

Get your sectionals delivered to your inbox daily

Check out www.pjdata.com.au



The Racing Queensland Board (trading as Racing Queensland) and provider are not responsible for the completeness or accuracy of any of the information contained herein, and makes no representations about its suitability for any purpose.

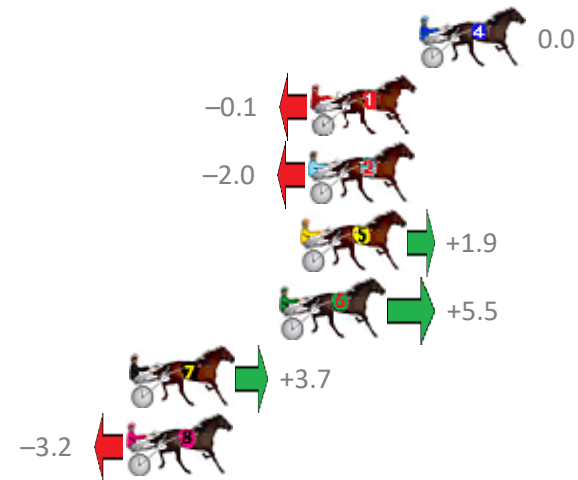
Albion Park Race 6 Distance 1660m

Tuesday, 17 September 2019

Gross Time: 2:01.20 MileRate: 1:57.50 LeadTime: 3.40s First Qtr: 29.60s Second Qtr: 32.50s Third Qtr: 28.90s Fourth Qtr: 26.80s

NoHorse	Plc	Margin	Time	800Time (W)	400 Time (W)
4 THE DOORMAN	1	0.0m	2:01.20	55.70s (0)	26.80s (0)
1 JUSTA DALE	2	4.3m	2:01.49	55.71s (0)	26.78s (0)
2 MISS BLUE GLORY	3	4.4m	2:01.49	55.84s (1)	27.04s (1)
5 GOTTA MOMENT	4	4.7m	2:01.51	55.57s (1)	26.74s (1)
6 THATS HOW WEROLL	5	5.5m	2:01.57	55.32s (1)	26.50s (1)
7 LANCELOT BROMAC	6	11.5m	2:01.97	55.44s (1)	26.61s (1)
8 IM NORMA JEAN	7	11.6m	2:01.98	55.92s (0)	26.92s (0)

Finish Position and metres gained from 800m



Sectionals
Powered by



Home of Australian Harness Sectionals

Get your sectionals delivered to your inbox daily

Check out www.pjdata.com.au



The Racing Queensland Board (trading as Racing Queensland) and provider are not responsible for the completeness or accuracy of any of the information contained herein, and makes no representations about its suitability for any purpose.

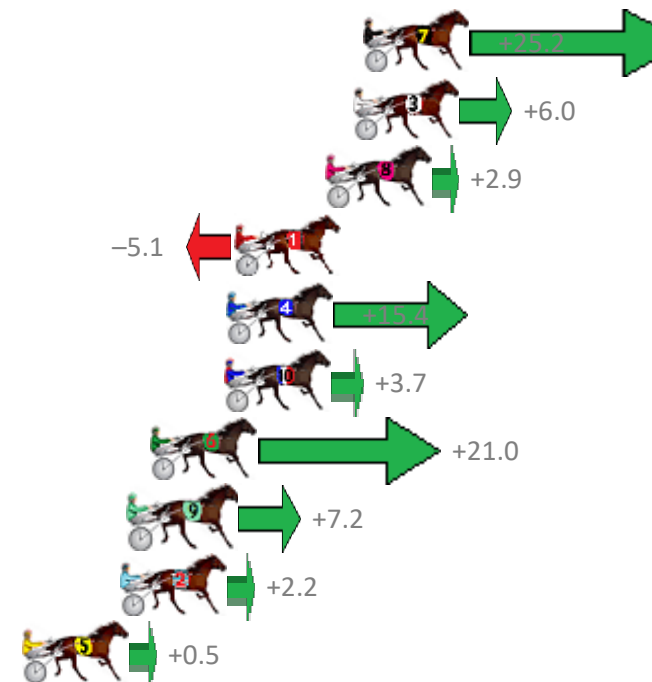
Albion Park Race 7 Distance 2138m

Tuesday, 17 September 2019

Gross Time: 2:36.40 MileRate: 1:57.70 LeadTime: 39.00s First Qtr: 32.10s Second Qtr: 29.00s Third Qtr: 27.40s Fourth Qtr: 28.90s

NoHorse	Plc	Margin	Time	800Time (W)	400 Time (W)
7 FAT PROPHET	1	0.0m	2:36.40	54.53s (1)	28.26s (2)
3 MAFUTA VAUTIN	2	0.4m	2:36.43	55.88s (1)	28.93s (1)
8 LEXUS ON THE BEACH	3	1.5m	2:36.51	56.10s (0)	28.60s (0)
1 PROFICIENT	4	5.1m	2:36.77	56.66s (0)	29.18s (0)
4 IMA GRUMPY POSSUM	5	5.4m	2:36.79	55.22s (1)	28.94s (1)
10 SIR JULIAN	6	5.5m	2:36.80	56.04s (0)	28.59s (0)
6 BETTOR VISION	7	8.4m	2:37.01	54.82s (1)	28.52s (2)
9 LIVING AGAIN	8	9.2m	2:37.06	55.79s (1)	29.56s (2)
2 PARISIAN ROCKSTAR	9	9.6m	2:37.09	56.15s (1)	28.91s (1)
5 BET IM SPECIAL	10	13.5m	2:37.38	56.26s (0)	28.81s (0)

Finish Position and metres gained from 800m



Sectionals
Powered by



Home of Australian Harness Sectionals

Get your sectionals delivered to your inbox daily

Check out www.pjdata.com.au



The Racing Queensland Board (trading as Racing Queensland) and provider are not responsible for the completeness or accuracy of any of the information contained herein, and makes no representations about its suitability for any purpose.